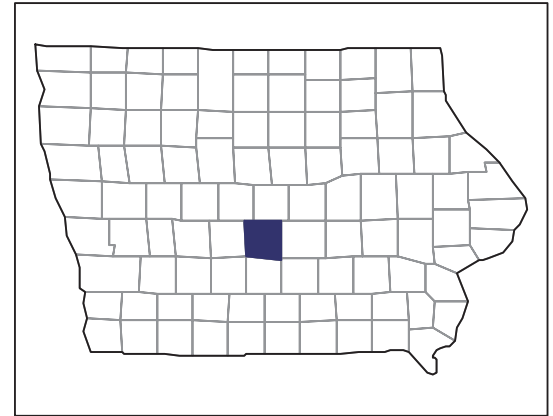


2007 CENSUS OF AGRICULTURE



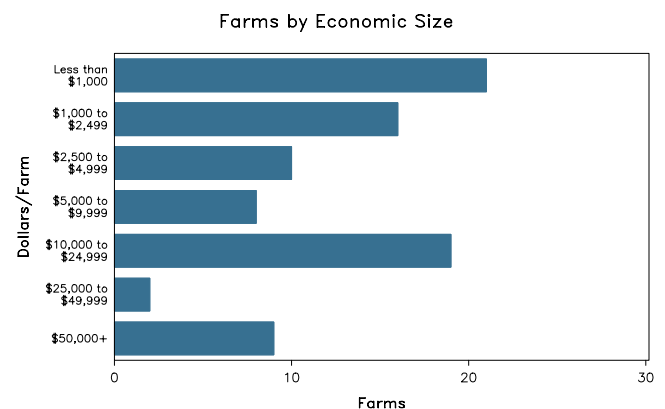
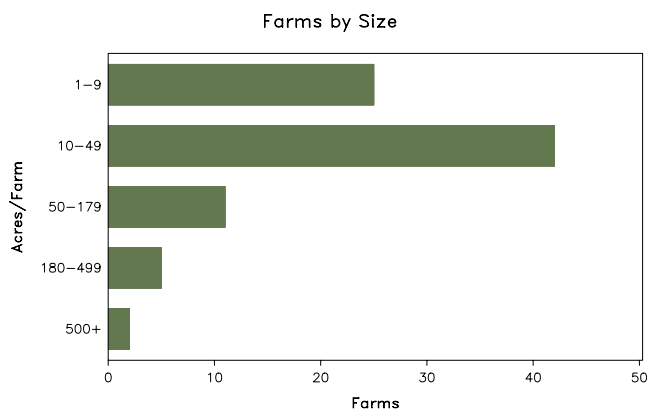
Polk County – Iowa

Farms with Women Principal Operators Compared with All Farms

	Women Principal Operators	All Farms
Number of Farms	85	738
Land in Farms	5,414 acres	249,427 acres
Average Size of Farm	64 acres	338 acres
Market Value of Products Sold	\$2,469,000	\$122,713,000
Crop Sales	(D)	\$105,403,000
Livestock Sales	(D)	\$17,310,000
Average Per Farm	\$29,049	\$166,278
Government Payments	\$318,000	\$5,404,000
Average Per Farm Receiving Payments	\$7,402	\$10,983

See footnotes on reverse page.

Farms with Women Principal Operators



2007 CENSUS OF AGRICULTURE

Polk County – Iowa Farms with Women Principal Operators

Selected Highlights

Item	Farms	Quantity
MARKET VALUE OF AGRICULTURAL PRODUCTS SOLD (\$1,000)		
Total value of agricultural products sold	85	2,469
Value of crops including nursery and greenhouse	27	(D)
Value of livestock, poultry, and their products	22	(D)
VALUE OF SALES BY COMMODITY GROUP (\$1,000)		
Grains, oilseeds, dry beans, and dry peas	14	(D)
Tobacco	-	-
Cotton and cottonseed	-	-
Vegetables, melons, potatoes and sweet potatoes	5	(D)
Fruits, tree nuts, and berries	2	(D)
Nursery, greenhouse, floriculture, and sod	7	301
Cut Christmas trees and short rotation woody crops	-	-
Other crops and hay	3	6
Poultry and eggs	13	(D)
Cattle and calves	2	(D)
Milk and other dairy products from cows	-	-
Hogs and pigs	-	-
Sheep, goats, and their products	6	23
Horses, ponies, mules, burros, and donkeys	5	(D)
Aquaculture	-	-
Other animals and other animal products	2	(D)
TOP CROP ITEMS (acres)		
Corn for grain	11	1,783
Soybeans for beans	10	1,029
Forage - land used for all hay and haylage, grass silage, and greenchop	4	43
Nursery stock	2	(D)
Vegetables harvested for sale	5	10
TOP LIVESTOCK INVENTORY ITEMS (number)		
Layers	12	516
Horses and ponies	25	396
Broilers and other meat-type chickens	2	(D)
Turkeys	8	(D)
Sheep and lambs	4	71

Operator Characteristics

Item	Quantity
Primary occupation:	
Farming	23
Other	62
Days worked off farm:	
None	36
Any	49
Years on present farm:	
2 years or less	11
3 to 4 years	8
5 to 9 years	6
10 years or more	60
Age group:	
Under 45 years	13
45 to 64 years	38
65 years and over	34
Average age of principal operator (years)	59.8

Economic Characteristics

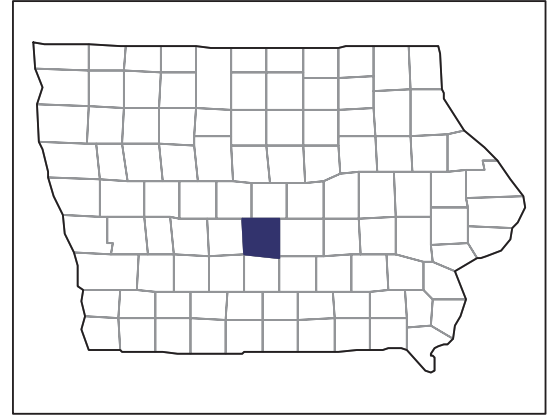
Item	Quantity
Farms by value of sales:	
Less than \$1,000	49
\$1,000 to \$2,499	8
\$2,500 to \$4,999	3
\$5,000 to \$9,999	5
\$10,000 to \$49,999	11
\$50,000 to \$99,999	5
\$100,000 to \$249,999	2
\$250,000 to \$499,999	-
\$500,000 or more	2
Total farm production expenses (\$1,000)	2,948
Average per farm (\$)	34,686
Net cash farm income of operation (\$1,000)	595
Average per farm (\$)	6,995
Value of agricultural products sold directly to individuals for human consumption (\$1,000)	10
Total organic product sales (\$1,000)	(D)
Total income from farm-related sources, gross before taxes and expenses (\$1,000)	756

See "Census of Agriculture, Volume 1, Geographic Area Series" for complete footnotes, explanations, definitions, and methodology.
(D) Cannot be disclosed. (Z) Less than half of the unit shown.

2007 CENSUS OF AGRICULTURE

Polk County – Iowa

Farms with Spanish, Hispanic, or Latino Operators Compared with All Farms



Data are not available at this geographic level for farms with Spanish, Hispanic, or Latino operators.



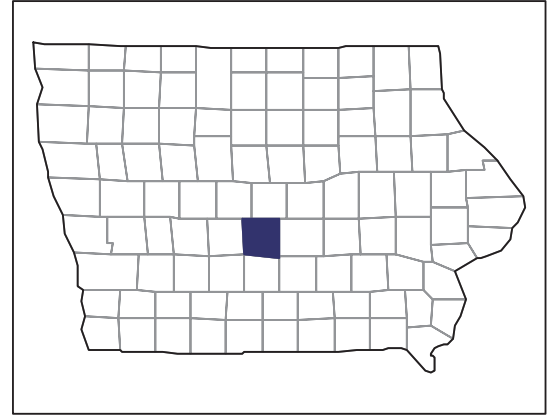
United States Department of Agriculture
National Agricultural Statistics Service

www.agcensus.usda.gov

2007 CENSUS OF AGRICULTURE

Polk County – Iowa

Farms with American Indian or Alaska Native Operators Compared with All Farms



Data are not available at this geographic level for farms with American Indian or Alaska Native operators.



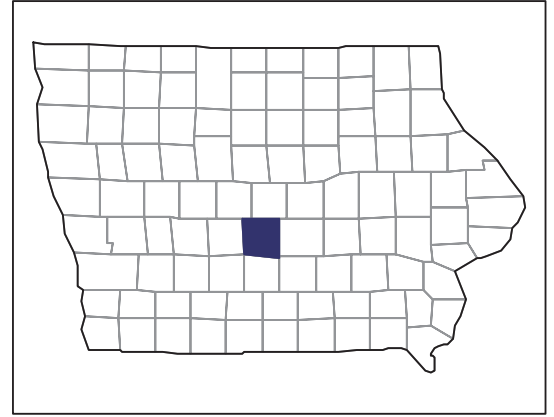
United States Department of Agriculture
National Agricultural Statistics Service

www.agcensus.usda.gov

2007 CENSUS OF AGRICULTURE

Polk County – Iowa

**Farms with Asian Operators
Compared with All Farms**



Data are not available at this geographic level for farms with Asian operators.



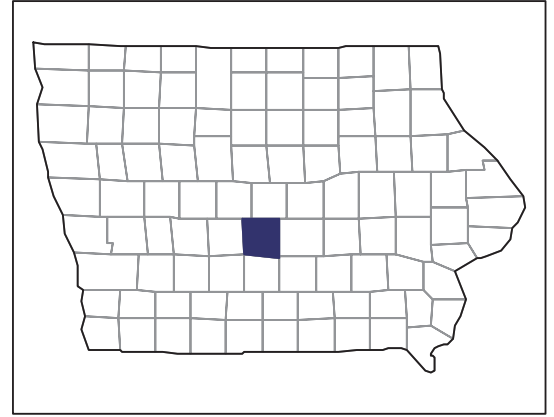
United States Department of Agriculture
National Agricultural Statistics Service

www.agcensus.usda.gov

2007 CENSUS OF AGRICULTURE

Polk County – Iowa

Farms with Black or African American Operators Compared with All Farms



Data are not available at this geographic level for farms with Black or African American operators.



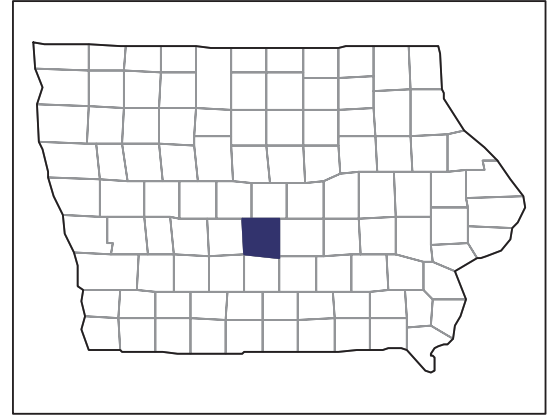
United States Department of Agriculture
National Agricultural Statistics Service

www.agcensus.usda.gov

2007 CENSUS OF AGRICULTURE

Polk County – Iowa

Farms with Native Hawaiian or Other Pacific Islander Operators Compared with All Farms



Data are not available at this geographic level for farms with Native Hawaiian or Other Pacific Islander operators.



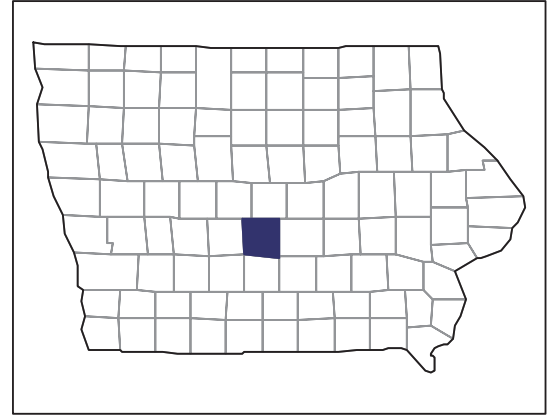
United States Department of Agriculture
National Agricultural Statistics Service

www.agcensus.usda.gov

2007 CENSUS OF AGRICULTURE

Polk County – Iowa

**Farms with White Operators
Compared with All Farms**



Data are not available at this geographic level for farms with White operators.



United States Department of Agriculture
National Agricultural Statistics Service

www.agcensus.usda.gov

