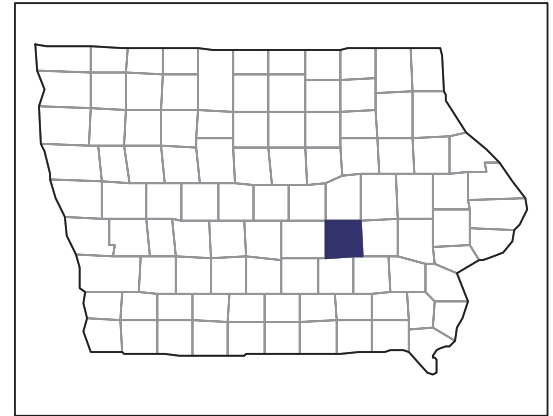


2007 CENSUS OF AGRICULTURE



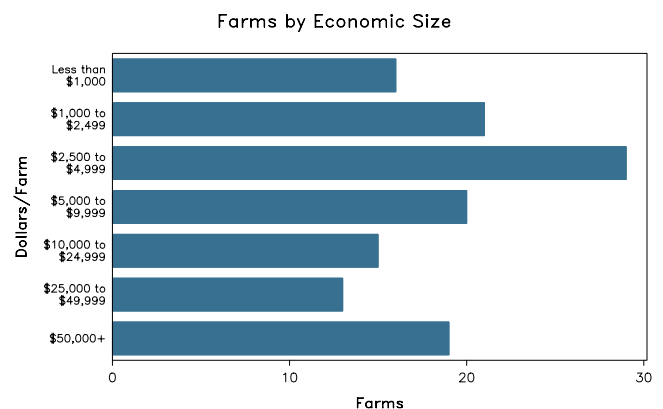
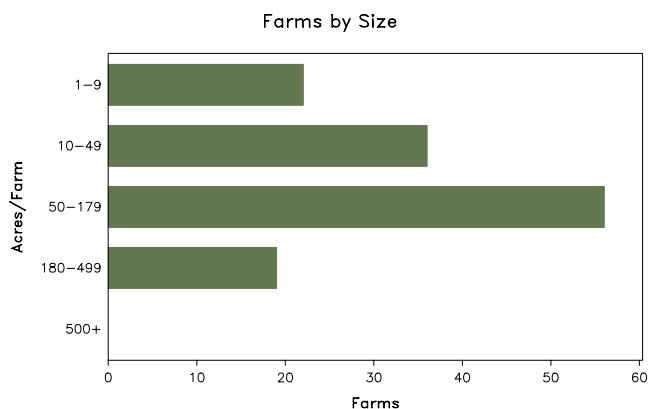
Poweshiek County – Iowa

Farms with Women Principal Operators Compared with All Farms

	Women Principal Operators	All Farms
Number of Farms	133	938
Land in Farms	13,276 acres	312,853 acres
Average Size of Farm	100 acres	334 acres
Market Value of Products Sold	\$2,062,000	\$165,684,000
Crop Sales	\$1,871,000	\$112,254,000
Livestock Sales	\$191,000	\$53,431,000
Average Per Farm	\$15,506	\$176,636
Government Payments	\$466,000	\$7,347,000
Average Per Farm Receiving Payments	\$4,311	\$9,207

See footnotes on reverse page.

Farms with Women Principal Operators



2007 CENSUS OF AGRICULTURE

Poweshiek County – Iowa Farms with Women Principal Operators

Selected Highlights

Item	Farms	Quantity
MARKET VALUE OF AGRICULTURAL PRODUCTS SOLD (\$1,000)		
Total value of agricultural products sold	133	2,062
Value of crops including nursery and greenhouse	48	1,871
Value of livestock, poultry, and their products	24	191
VALUE OF SALES BY COMMODITY GROUP (\$1,000)		
Grains, oilseeds, dry beans, and dry peas	39	(D)
Tobacco	-	-
Cotton and cottonseed	-	-
Vegetables, melons, potatoes and sweet potatoes	6	(D)
Fruits, tree nuts, and berries	-	-
Nursery, greenhouse, floriculture, and sod	-	-
Cut Christmas trees and short rotation woody crops	-	-
Other crops and hay	8	47
Poultry and eggs	6	4
Cattle and calves	8	145
Milk and other dairy products from cows	-	-
Hogs and pigs	1	(D)
Sheep, goats, and their products	2	(D)
Horses, ponies, mules, burros, and donkeys	7	(D)
Aquaculture	-	-
Other animals and other animal products	1	(D)
TOP CROP ITEMS (acres)		
Corn for grain	37	3,831
Soybeans for beans	25	1,377
Forage - land used for all hay and haylage, grass silage, and greenchop	14	348
Oats for grain	8	260
Wheat for grain, all	1	(D)
TOP LIVESTOCK INVENTORY ITEMS (number)		
Broilers and other meat-type chickens	12	670
Cattle and calves	15	614
Pullets for laying flock replacement	11	(D)
Layers	13	194
Ducks	11	105

Operator Characteristics

Item	Quantity
Primary occupation:	
Farming	39
Other	94
Days worked off farm:	
None	56
Any	77
Years on present farm:	
2 years or less	3
3 to 4 years	8
5 to 9 years	24
10 years or more	98
Age group:	
Under 45 years	21
45 to 64 years	38
65 years and over	74
Average age of principal operator (years)	64.8

Economic Characteristics

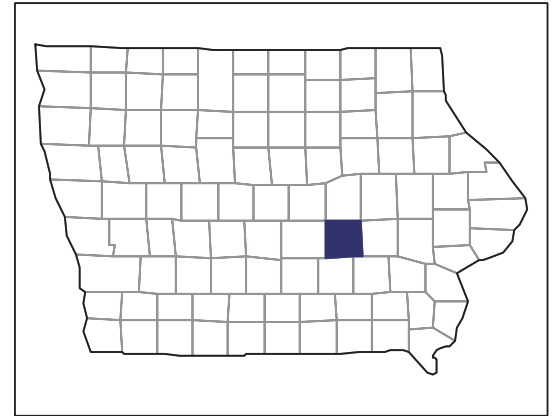
Item	Quantity
Farms by value of sales:	
Less than \$1,000	82
\$1,000 to \$2,499	2
\$2,500 to \$4,999	11
\$5,000 to \$9,999	4
\$10,000 to \$49,999	15
\$50,000 to \$99,999	17
\$100,000 to \$249,999	2
\$250,000 to \$499,999	-
\$500,000 or more	-
Total farm production expenses (\$1,000)	1,669
Average per farm (\$)	12,550
Net cash farm income of operation (\$1,000)	1,954
Average per farm (\$)	14,689
Value of agricultural products sold directly to individuals for human consumption (\$1,000)	22
Total organic product sales (\$1,000)	53
Total income from farm-related sources, gross before taxes and expenses (\$1,000)	1,095

See "Census of Agriculture, Volume 1, Geographic Area Series" for complete footnotes, explanations, definitions, and methodology.
(D) Cannot be disclosed. (Z) Less than half of the unit shown.

2007 CENSUS OF AGRICULTURE

Poweshiek County – Iowa

Farms with Spanish, Hispanic, or Latino Operators Compared with All Farms



Data are not available at this geographic level for farms with Spanish, Hispanic, or Latino operators.



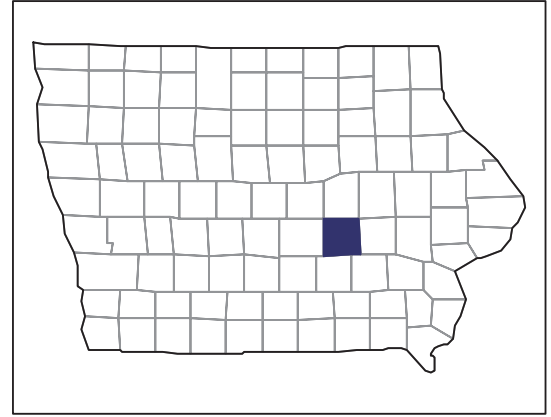
United States Department of Agriculture
National Agricultural Statistics Service

www.agcensus.usda.gov

2007 CENSUS OF AGRICULTURE

Poweshiek County – Iowa

Farms with American Indian or Alaska Native Operators Compared with All Farms



Data are not available at this geographic level for farms with American Indian or Alaska Native operators.



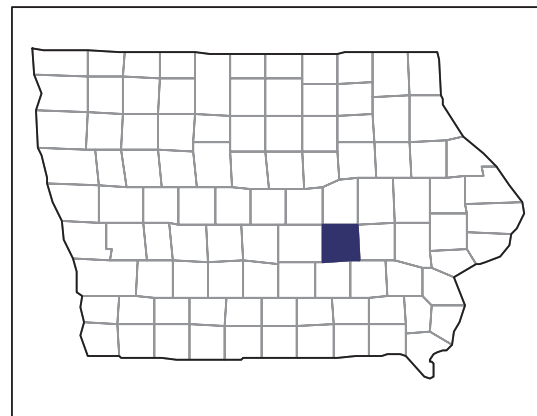
United States Department of Agriculture
National Agricultural Statistics Service

www.agcensus.usda.gov

2007 CENSUS OF AGRICULTURE

Poweshiek County – Iowa

**Farms with Asian Operators
Compared with All Farms**



Data are not available at this geographic level for farms with Asian operators.



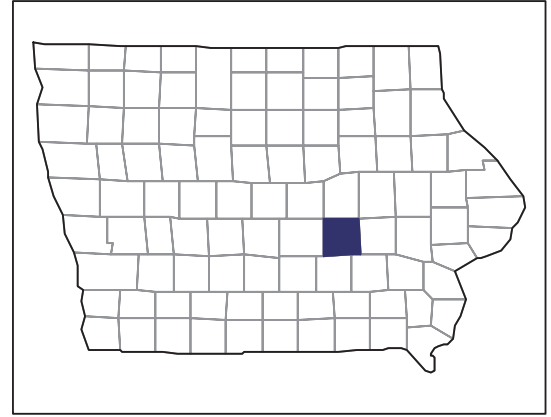
United States Department of Agriculture
National Agricultural Statistics Service

www.agcensus.usda.gov

2007 CENSUS OF AGRICULTURE

Poweshiek County – Iowa

Farms with Black or African American Operators Compared with All Farms



Data are not available at this geographic level for farms with Black or African American operators.



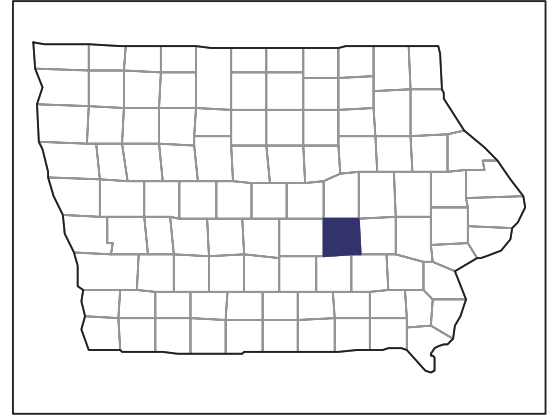
United States Department of Agriculture
National Agricultural Statistics Service

www.agcensus.usda.gov

2007 CENSUS OF AGRICULTURE

Poweshiek County – Iowa

Farms with Native Hawaiian or Other Pacific Islander Operators Compared with All Farms



Data are not available at this geographic level for farms with Native Hawaiian or Other Pacific Islander operators.



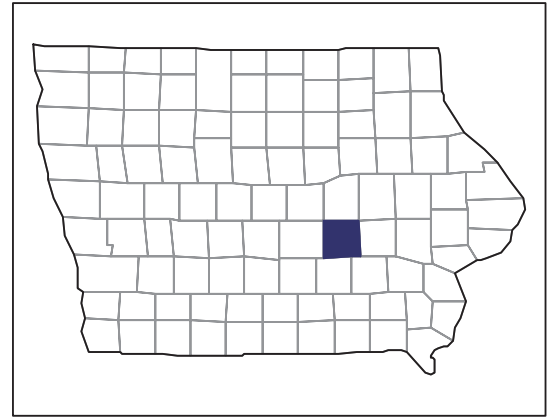
United States Department of Agriculture
National Agricultural Statistics Service

www.agcensus.usda.gov

2007 CENSUS OF AGRICULTURE

Poweshiek County – Iowa

**Farms with White Operators
Compared with All Farms**



Data are not available at this geographic level for farms with White operators.



United States Department of Agriculture
National Agricultural Statistics Service

www.agcensus.usda.gov

