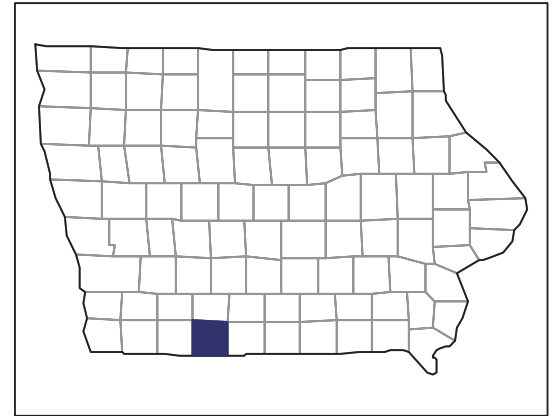


2007 CENSUS OF AGRICULTURE



Ringgold County – Iowa

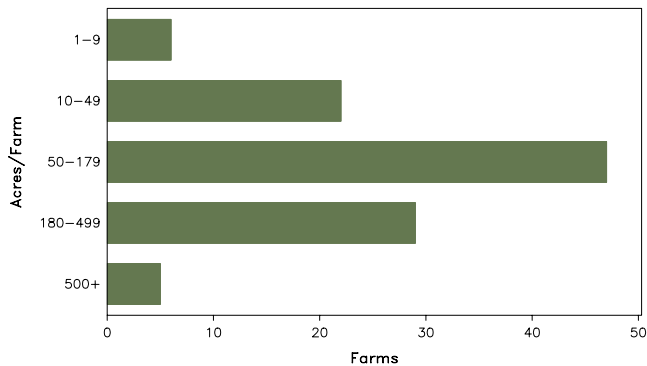
Farms with Women Principal Operators Compared with All Farms

	Women Principal Operators	All Farms
Number of Farms	109	733
Land in Farms	18,737 acres	264,886 acres
Average Size of Farm	172 acres	361 acres
Market Value of Products Sold	\$726,000	\$70,336,000
Crop Sales	\$587,000	\$30,630,000
Livestock Sales	\$139,000	\$39,706,000
Average Per Farm	\$6,659	\$95,956
Government Payments	\$873,000	\$5,878,000
Average Per Farm Receiving Payments	\$9,485	\$9,813

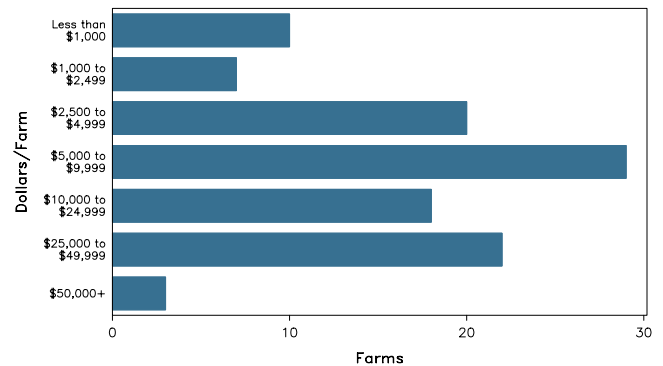
See footnotes on reverse page.

Farms with Women Principal Operators

Farms by Size



Farms by Economic Size



2007 CENSUS OF AGRICULTURE

Ringgold County – Iowa Farms with Women Principal Operators

Selected Highlights

Item	Farms	Quantity
MARKET VALUE OF AGRICULTURAL PRODUCTS SOLD (\$1,000)		
Total value of agricultural products sold	109	726
Value of crops including nursery and greenhouse	34	587
Value of livestock, poultry, and their products	20	139
VALUE OF SALES BY COMMODITY GROUP (\$1,000)		
Grains, oilseeds, dry beans, and dry peas	24	(D)
Tobacco	-	-
Cotton and cottonseed	-	-
Vegetables, melons, potatoes and sweet potatoes	-	-
Fruits, tree nuts, and berries	-	-
Nursery, greenhouse, floriculture, and sod	1	(D)
Cut Christmas trees and short rotation woody crops	-	-
Other crops and hay	12	(D)
Poultry and eggs	6	2
Cattle and calves	12	(D)
Milk and other dairy products from cows	-	-
Hogs and pigs	1	(D)
Sheep, goats, and their products	6	(D)
Horses, ponies, mules, burros, and donkeys	-	-
Aquaculture	-	-
Other animals and other animal products	1	(D)
TOP CROP ITEMS (acres)		
Forage - land used for all hay and haylage, grass silage, and greenchop	17	900
Soybeans for beans	20	800
Corn for grain	15	559
TOP LIVESTOCK INVENTORY ITEMS (number)		
Cattle and calves	14	490
Sheep and lambs	6	156
Layers	7	80
Broilers and other meat-type chickens	6	72
Rabbits and their pelts	6	48

Operator Characteristics

Item	Quantity
Primary occupation:	
Farming	17
Other	92
Days worked off farm:	
None	60
Any	49
Years on present farm:	
2 years or less	2
3 to 4 years	-
5 to 9 years	18
10 years or more	89
Age group:	
Under 45 years	6
45 to 64 years	36
65 years and over	67
Average age of principal operator (years)	68.9

Economic Characteristics

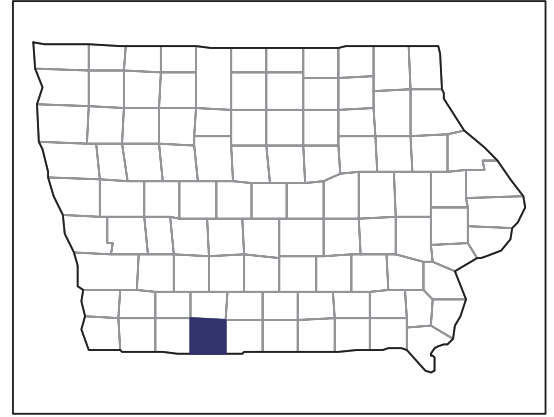
Item	Quantity
Farms by value of sales:	
Less than \$1,000	73
\$1,000 to \$2,499	3
\$2,500 to \$4,999	1
\$5,000 to \$9,999	13
\$10,000 to \$49,999	16
\$50,000 to \$99,999	2
\$100,000 to \$249,999	1
\$250,000 to \$499,999	-
\$500,000 or more	-
Total farm production expenses (\$1,000)	1,082
Average per farm (\$)	9,931
Net cash farm income of operation (\$1,000)	1,575
Average per farm (\$)	14,453
Value of agricultural products sold directly to individuals for human consumption (\$1,000)	-
Total organic product sales (\$1,000)	-
Total income from farm-related sources, gross before taxes and expenses (\$1,000)	1,059

See "Census of Agriculture, Volume 1, Geographic Area Series" for complete footnotes, explanations, definitions, and methodology.
(D) Cannot be disclosed. (Z) Less than half of the unit shown.

2007 CENSUS OF AGRICULTURE

Ringgold County – Iowa

Farms with Spanish, Hispanic, or Latino Operators Compared with All Farms



Data are not available at this geographic level for farms with Spanish, Hispanic, or Latino operators.



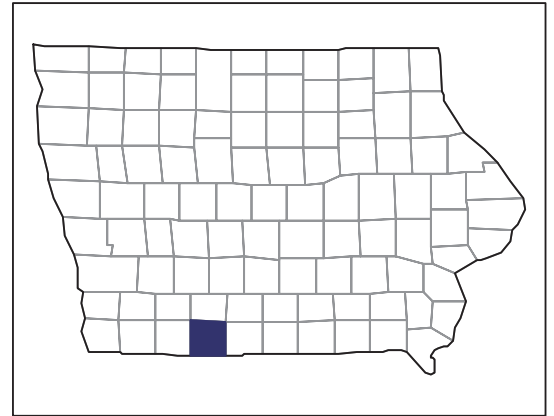
United States Department of Agriculture
National Agricultural Statistics Service

www.agcensus.usda.gov

2007 CENSUS OF AGRICULTURE

Ringgold County – Iowa

Farms with American Indian or Alaska Native Operators Compared with All Farms



Data are not available at this geographic level for farms with American Indian or Alaska Native operators.



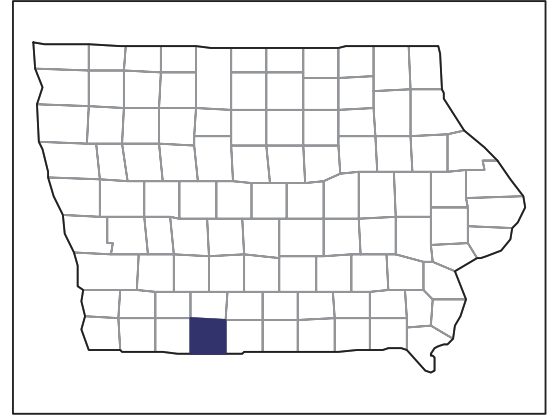
United States Department of Agriculture
National Agricultural Statistics Service

www.agcensus.usda.gov

2007 CENSUS OF AGRICULTURE

Ringgold County – Iowa

Farms with Asian Operators
Compared with All Farms



Data are not available at this geographic level for farms with Asian operators.



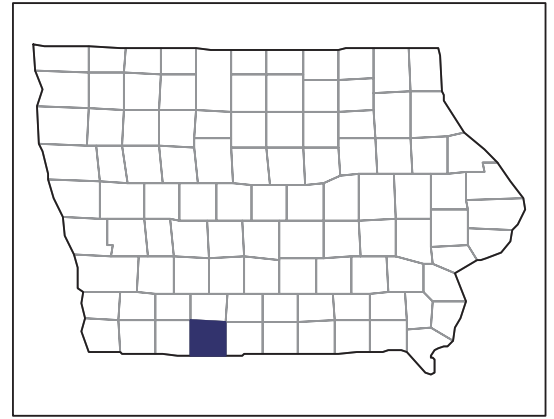
United States Department of Agriculture
National Agricultural Statistics Service

www.agcensus.usda.gov

2007 CENSUS OF AGRICULTURE

Ringgold County – Iowa

Farms with Black or African American Operators Compared with All Farms



Data are not available at this geographic level for farms with Black or African American operators.



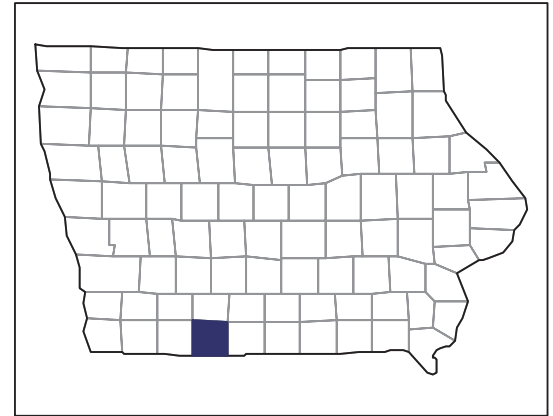
United States Department of Agriculture
National Agricultural Statistics Service

www.agcensus.usda.gov

2007 CENSUS OF AGRICULTURE

Ringgold County – Iowa

Farms with Native Hawaiian or Other Pacific Islander Operators Compared with All Farms



Data are not available at this geographic level for farms with Native Hawaiian or Other Pacific Islander operators.



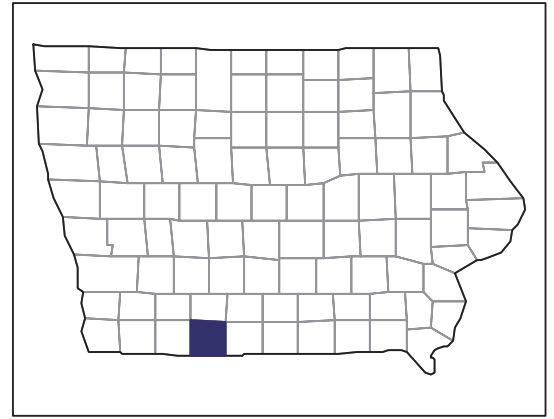
United States Department of Agriculture
National Agricultural Statistics Service

www.agcensus.usda.gov

2007 CENSUS OF AGRICULTURE

Ringgold County – Iowa

Farms with White Operators
Compared with All Farms



Data are not available at this geographic level for farms with White operators.



United States Department of Agriculture
National Agricultural Statistics Service

www.agcensus.usda.gov

