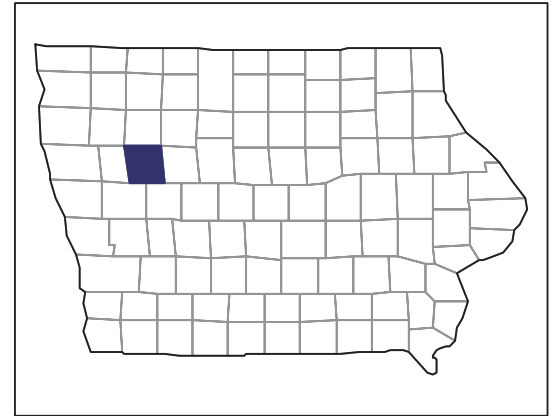


2007 CENSUS OF AGRICULTURE



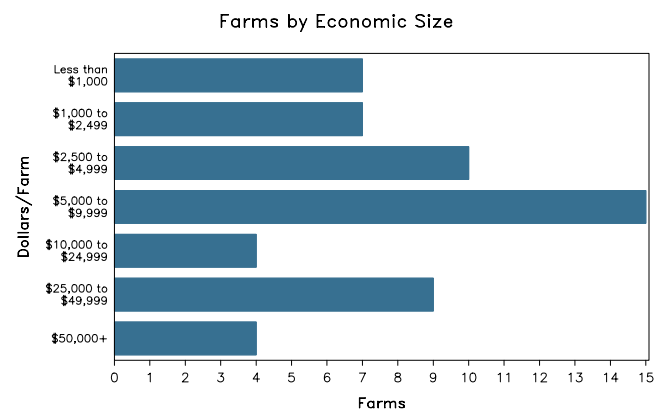
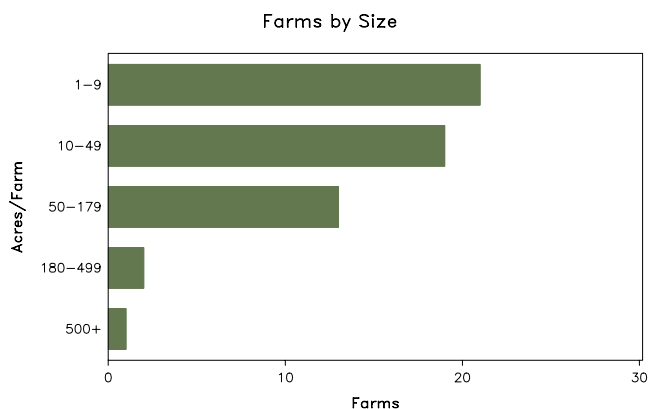
Sac County – Iowa

Farms with Women Principal Operators Compared with All Farms

	Women Principal Operators	All Farms
Number of Farms	56	802
Land in Farms	2,910 acres	363,295 acres
Average Size of Farm	52 acres	453 acres
Market Value of Products Sold	\$960,000	\$386,565,000
Crop Sales	\$860,000	\$140,749,000
Livestock Sales	\$100,000	\$245,816,000
Average Per Farm	\$17,139	\$482,001
Government Payments	\$130,000	\$7,373,000
Average Per Farm Receiving Payments	\$2,965	\$10,907

See footnotes on reverse page.

Farms with Women Principal Operators



2007 CENSUS OF AGRICULTURE

Sac County – Iowa Farms with Women Principal Operators

Selected Highlights

Item	Farms	Quantity
MARKET VALUE OF AGRICULTURAL PRODUCTS SOLD (\$1,000)		
Total value of agricultural products sold	56	960
Value of crops including nursery and greenhouse	22	860
Value of livestock, poultry, and their products	16	100
VALUE OF SALES BY COMMODITY GROUP (\$1,000)		
Grains, oilseeds, dry beans, and dry peas	19	(D)
Tobacco	-	-
Cotton and cottonseed	-	-
Vegetables, melons, potatoes and sweet potatoes	-	-
Fruits, tree nuts, and berries	-	-
Nursery, greenhouse, floriculture, and sod	1	(D)
Cut Christmas trees and short rotation woody crops	1	(D)
Other crops and hay	3	(D)
Poultry and eggs	1	(D)
Cattle and calves	14	(D)
Milk and other dairy products from cows	-	-
Hogs and pigs	2	(D)
Sheep, goats, and their products	1	(D)
Horses, ponies, mules, burros, and donkeys	-	-
Aquaculture	-	-
Other animals and other animal products	-	-
TOP CROP ITEMS (acres)		
Corn for grain	13	1,340
Soybeans for beans	12	492
Forage - land used for all hay and haylage, grass silage, and greenchop	5	62
Popcorn	6	24
Oats for grain	1	(D)
TOP LIVESTOCK INVENTORY ITEMS (number)		
Sheep and lambs	1	(D)
Hogs and pigs	3	(D)
Cattle and calves	8	149
Layers	1	(D)
Horses and ponies	7	14

Operator Characteristics

Item	Quantity
Primary occupation:	
Farming	14
Other	42
Days worked off farm:	
None	24
Any	32
Years on present farm:	
2 years or less	1
3 to 4 years	-
5 to 9 years	8
10 years or more	47
Age group:	
Under 45 years	9
45 to 64 years	24
65 years and over	23
Average age of principal operator (years)	63.3

Economic Characteristics

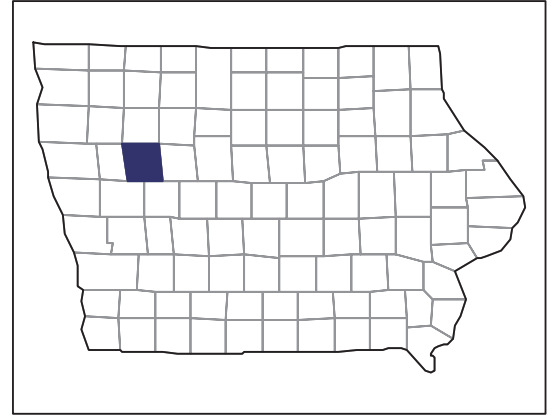
Item	Quantity
Farms by value of sales:	
Less than \$1,000	21
\$1,000 to \$2,499	-
\$2,500 to \$4,999	7
\$5,000 to \$9,999	14
\$10,000 to \$49,999	10
\$50,000 to \$99,999	2
\$100,000 to \$249,999	1
\$250,000 to \$499,999	1
\$500,000 or more	-
Total farm production expenses (\$1,000)	709
Average per farm (\$)	12,660
Net cash farm income of operation (\$1,000)	860
Average per farm (\$)	15,359
Value of agricultural products sold directly to individuals for human consumption (\$1,000)	(D)
Total organic product sales (\$1,000)	-
Total income from farm-related sources, gross before taxes and expenses (\$1,000)	479

See "Census of Agriculture, Volume 1, Geographic Area Series" for complete footnotes, explanations, definitions, and methodology.
(D) Cannot be disclosed. (Z) Less than half of the unit shown.

2007 CENSUS OF AGRICULTURE

Sac County – Iowa

Farms with Spanish, Hispanic, or Latino Operators Compared with All Farms



Data are not available at this geographic level for farms with Spanish, Hispanic, or Latino operators.



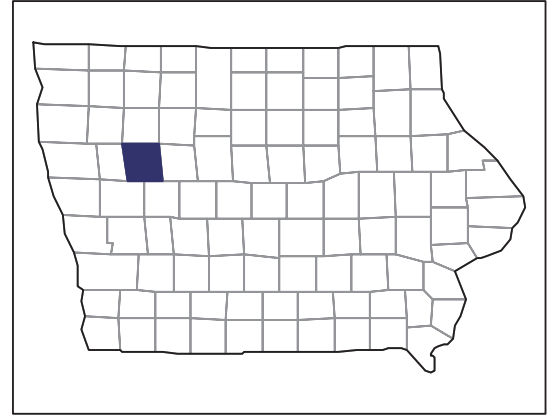
United States Department of Agriculture
National Agricultural Statistics Service

www.agcensus.usda.gov

2007 CENSUS OF AGRICULTURE

Sac County – Iowa

Farms with American Indian or Alaska Native Operators Compared with All Farms



Data are not available at this geographic level for farms with American Indian or Alaska Native operators.



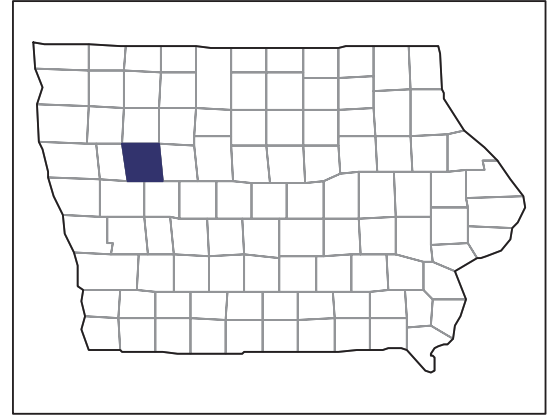
United States Department of Agriculture
National Agricultural Statistics Service

www.agcensus.usda.gov

2007 CENSUS OF AGRICULTURE

Sac County – Iowa

Farms with Asian Operators
Compared with All Farms



Data are not available at this geographic level for farms with Asian operators.



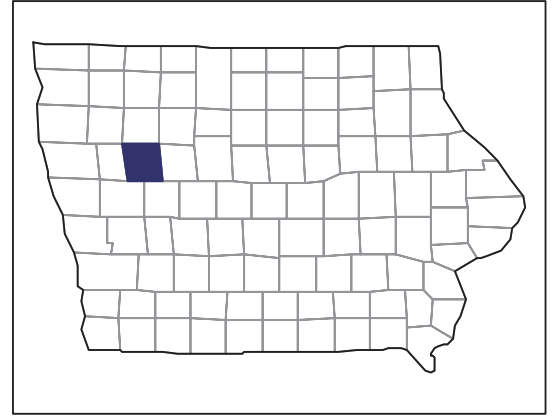
United States Department of Agriculture
National Agricultural Statistics Service

www.agcensus.usda.gov

2007 CENSUS OF AGRICULTURE

Sac County – Iowa

Farms with Black or African American Operators Compared with All Farms



Data are not available at this geographic level for farms with Black or African American operators.



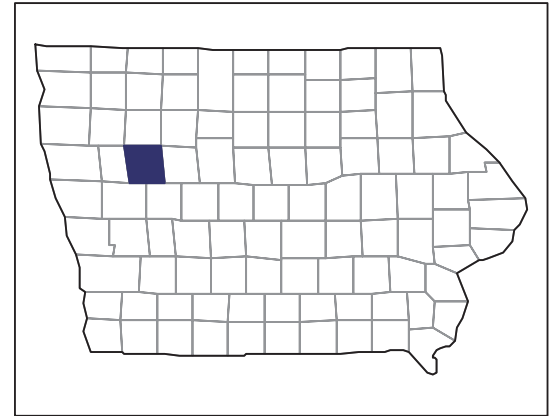
United States Department of Agriculture
National Agricultural Statistics Service

www.agcensus.usda.gov

2007 CENSUS OF AGRICULTURE

Sac County – Iowa

Farms with Native Hawaiian or Other Pacific Islander Operators Compared with All Farms



Data are not available at this geographic level for farms with Native Hawaiian or Other Pacific Islander operators.



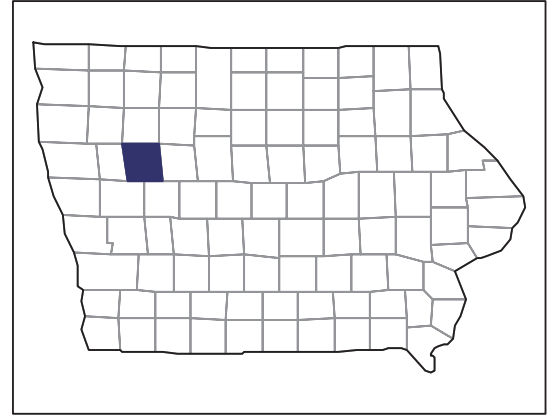
United States Department of Agriculture
National Agricultural Statistics Service

www.agcensus.usda.gov

2007 CENSUS OF AGRICULTURE

Sac County – Iowa

Farms with White Operators
Compared with All Farms



Data are not available at this geographic level for farms with White operators.



United States Department of Agriculture
National Agricultural Statistics Service

www.agcensus.usda.gov

