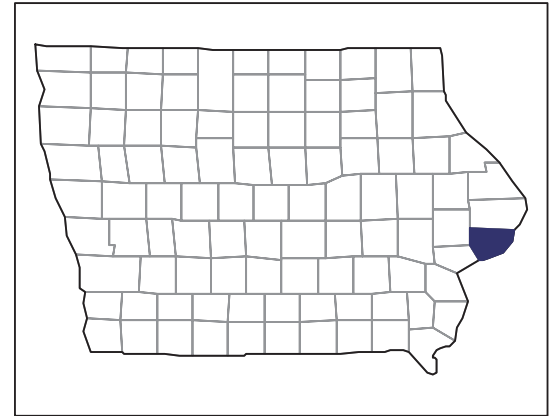


2007 CENSUS OF AGRICULTURE



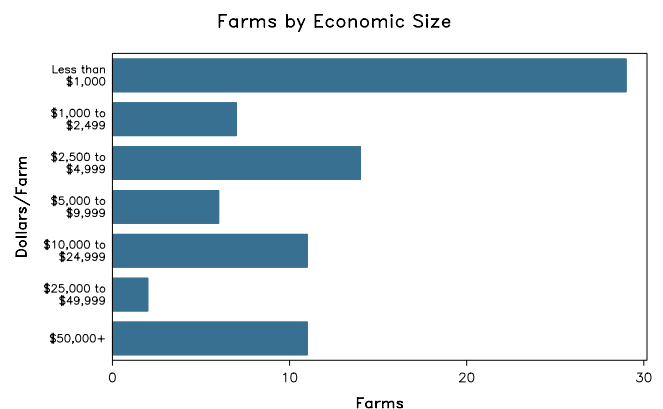
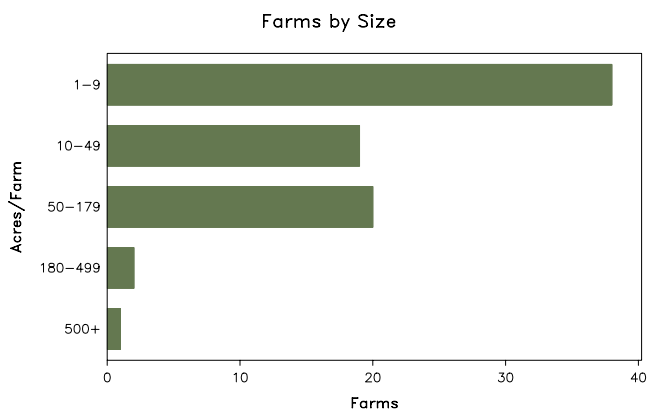
Scott County – Iowa

Farms with Women Principal Operators Compared with All Farms

	Women Principal Operators	All Farms
Number of Farms	80	861
Land in Farms	3,818 acres	248,646 acres
Average Size of Farm	48 acres	289 acres
Market Value of Products Sold	\$1,558,000	\$148,326,000
Crop Sales	\$1,082,000	\$104,498,000
Livestock Sales	\$476,000	\$43,827,000
Average Per Farm	\$19,479	\$172,271
Government Payments	\$160,000	\$6,581,000
Average Per Farm Receiving Payments	\$5,338	\$10,016

See footnotes on reverse page.

Farms with Women Principal Operators



2007 CENSUS OF AGRICULTURE

Scott County – Iowa Farms with Women Principal Operators

Selected Highlights

Item	Farms	Quantity
MARKET VALUE OF AGRICULTURAL PRODUCTS SOLD (\$1,000)		
Total value of agricultural products sold	80	1,558
Value of crops including nursery and greenhouse	23	1,082
Value of livestock, poultry, and their products	30	476
VALUE OF SALES BY COMMODITY GROUP (\$1,000)		
Grains, oilseeds, dry beans, and dry peas	13	964
Tobacco	-	-
Cotton and cottonseed	-	-
Vegetables, melons, potatoes and sweet potatoes	2	(D)
Fruits, tree nuts, and berries	3	(D)
Nursery, greenhouse, floriculture, and sod	5	56
Cut Christmas trees and short rotation woody crops	1	(D)
Other crops and hay	4	20
Poultry and eggs	5	(D)
Cattle and calves	10	42
Milk and other dairy products from cows	-	-
Hogs and pigs	7	(D)
Sheep, goats, and their products	6	(D)
Horses, ponies, mules, burros, and donkeys	9	51
Aquaculture	-	-
Other animals and other animal products	-	-
TOP CROP ITEMS (acres)		
Corn for grain	13	1,409
Soybeans for beans	11	852
Forage - land used for all hay and haylage, grass silage, and greenchop	8	82
Cut Christmas trees	1	(D)
Floriculture crops, total	4	(D)
TOP LIVESTOCK INVENTORY ITEMS (number)		
Hogs and pigs	7	305
Cattle and calves	24	256
Horses and ponies	20	155
Layers	6	143
Goats, all	3	81

Operator Characteristics

Item	Quantity
Primary occupation:	
Farming	25
Other	55
Days worked off farm:	
None	38
Any	42
Years on present farm:	
2 years or less	11
3 to 4 years	3
5 to 9 years	18
10 years or more	48
Age group:	
Under 45 years	13
45 to 64 years	59
65 years and over	8
Average age of principal operator (years)	55.1

Economic Characteristics

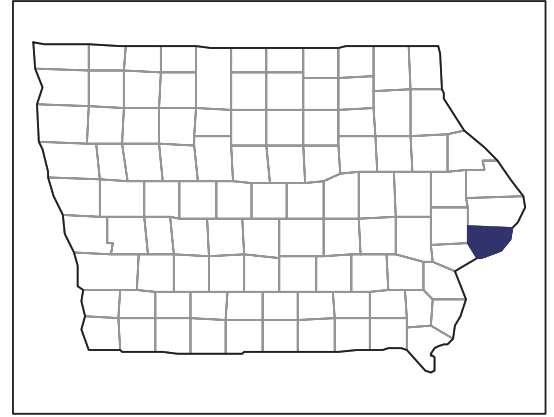
Item	Quantity
Farms by value of sales:	
Less than \$1,000	41
\$1,000 to \$2,499	5
\$2,500 to \$4,999	11
\$5,000 to \$9,999	5
\$10,000 to \$49,999	7
\$50,000 to \$99,999	3
\$100,000 to \$249,999	7
\$250,000 to \$499,999	1
\$500,000 or more	-
Total farm production expenses (\$1,000)	2,133
Average per farm (\$)	26,659
Net cash farm income of operation (\$1,000)	608
Average per farm (\$)	7,600
Value of agricultural products sold directly to individuals for human consumption (\$1,000)	1
Total organic product sales (\$1,000)	-
Total income from farm-related sources, gross before taxes and expenses (\$1,000)	1,022

See "Census of Agriculture, Volume 1, Geographic Area Series" for complete footnotes, explanations, definitions, and methodology.
(D) Cannot be disclosed. (Z) Less than half of the unit shown.

2007 CENSUS OF AGRICULTURE

Scott County – Iowa

Farms with Spanish, Hispanic, or Latino Operators Compared with All Farms



Data are not available at this geographic level for farms with Spanish, Hispanic, or Latino operators.



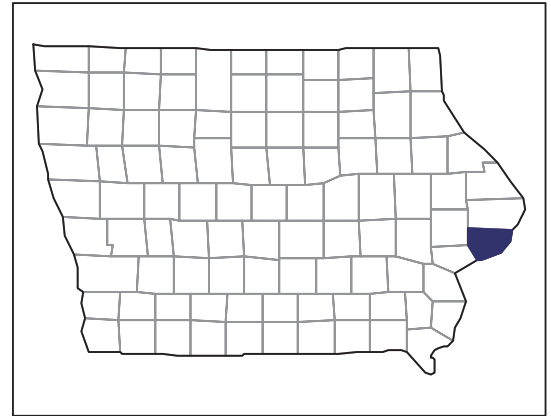
United States Department of Agriculture
National Agricultural Statistics Service

www.agcensus.usda.gov

2007 CENSUS OF AGRICULTURE

Scott County – Iowa

Farms with American Indian or Alaska Native Operators Compared with All Farms



Data are not available at this geographic level for farms with American Indian or Alaska Native operators.



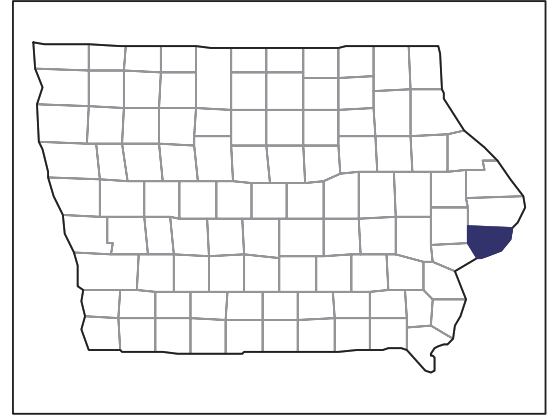
United States Department of Agriculture
National Agricultural Statistics Service

www.agcensus.usda.gov

2007 CENSUS OF AGRICULTURE

Scott County – Iowa

Farms with Asian Operators
Compared with All Farms



Data are not available at this geographic level for farms with Asian operators.



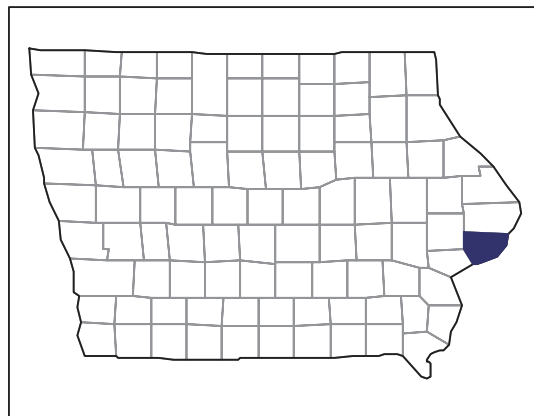
United States Department of Agriculture
National Agricultural Statistics Service

www.agcensus.usda.gov

2007 CENSUS OF AGRICULTURE

Scott County – Iowa

Farms with Black or African American Operators Compared with All Farms



Data are not available at this geographic level for farms with Black or African American operators.



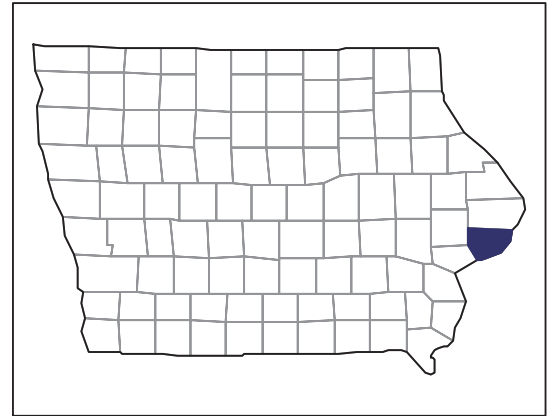
United States Department of Agriculture
National Agricultural Statistics Service

www.agcensus.usda.gov

2007 CENSUS OF AGRICULTURE

Scott County – Iowa

Farms with Native Hawaiian or Other Pacific Islander Operators Compared with All Farms



Data are not available at this geographic level for farms with Native Hawaiian or Other Pacific Islander operators.



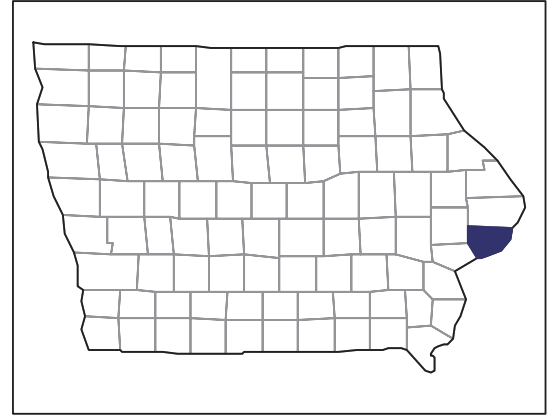
United States Department of Agriculture
National Agricultural Statistics Service

www.agcensus.usda.gov

2007 CENSUS OF AGRICULTURE

Scott County – Iowa

**Farms with White Operators
Compared with All Farms**



Data are not available at this geographic level for farms with White operators.



United States Department of Agriculture
National Agricultural Statistics Service

www.agcensus.usda.gov

