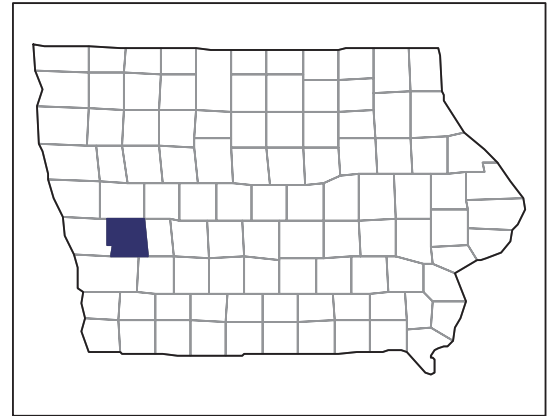


2007 CENSUS OF AGRICULTURE



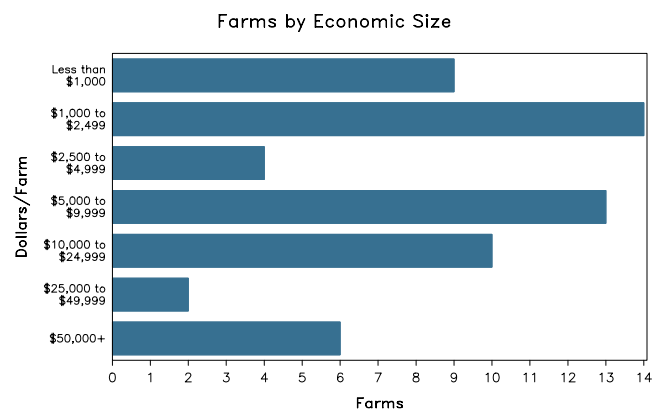
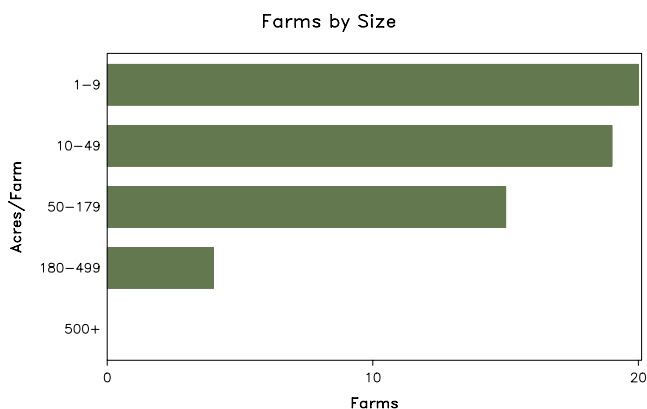
Shelby County – Iowa

Farms with Women Principal Operators Compared with All Farms

	Women Principal Operators	All Farms
Number of Farms	58	871
Land in Farms	2,861 acres	358,376 acres
Average Size of Farm	49 acres	411 acres
Market Value of Products Sold	\$689,000	\$211,952,000
Crop Sales	\$482,000	\$139,198,000
Livestock Sales	\$207,000	\$72,754,000
Average Per Farm	\$11,880	\$243,343
Government Payments	\$173,000	\$7,647,000
Average Per Farm Receiving Payments	\$4,224	\$10,279

See footnotes on reverse page.

Farms with Women Principal Operators



2007 CENSUS OF AGRICULTURE

Shelby County – Iowa Farms with Women Principal Operators

Selected Highlights

Item	Farms	Quantity
MARKET VALUE OF AGRICULTURAL PRODUCTS SOLD (\$1,000)		
Total value of agricultural products sold	58	689
Value of crops including nursery and greenhouse	11	482
Value of livestock, poultry, and their products	18	207
VALUE OF SALES BY COMMODITY GROUP (\$1,000)		
Grains, oilseeds, dry beans, and dry peas	8	(D)
Tobacco	-	-
Cotton and cottonseed	-	-
Vegetables, melons, potatoes and sweet potatoes	-	-
Fruits, tree nuts, and berries	2	(D)
Nursery, greenhouse, floriculture, and sod	-	-
Cut Christmas trees and short rotation woody crops	-	-
Other crops and hay	1	(D)
Poultry and eggs	7	2
Cattle and calves	12	205
Milk and other dairy products from cows	-	-
Hogs and pigs	-	-
Sheep, goats, and their products	-	-
Horses, ponies, mules, burros, and donkeys	-	-
Aquaculture	-	-
Other animals and other animal products	-	-
TOP CROP ITEMS (acres)		
Soybeans for beans	8	504
Corn for grain	8	500
Forage - land used for all hay and haylage, grass silage, and greenchop	8	152
TOP LIVESTOCK INVENTORY ITEMS (number)		
Cattle and calves	22	637
Broilers and other meat-type chickens	1	(D)
Layers	7	79
Goats, all	6	78
Horses and ponies	8	20

Operator Characteristics

Item	Quantity
Primary occupation:	
Farming	21
Other	37
Days worked off farm:	
None	36
Any	22
Years on present farm:	
2 years or less	1
3 to 4 years	1
5 to 9 years	4
10 years or more	52
Age group:	
Under 45 years	12
45 to 64 years	18
65 years and over	28
Average age of principal operator (years)	60.4

Economic Characteristics

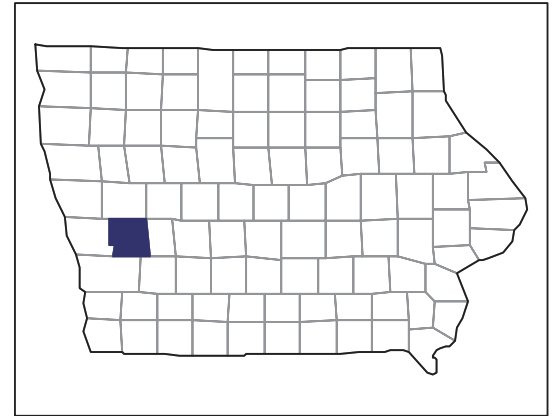
Item	Quantity
Farms by value of sales:	
Less than \$1,000	40
\$1,000 to \$2,499	-
\$2,500 to \$4,999	2
\$5,000 to \$9,999	-
\$10,000 to \$49,999	11
\$50,000 to \$99,999	4
\$100,000 to \$249,999	1
\$250,000 to \$499,999	-
\$500,000 or more	-
Total farm production expenses (\$1,000)	1,121
Average per farm (\$)	19,334
Net cash farm income of operation (\$1,000)	209
Average per farm (\$)	3,608
Value of agricultural products sold directly to individuals for human consumption (\$1,000)	(D)
Total organic product sales (\$1,000)	-
Total income from farm-related sources, gross before taxes and expenses (\$1,000)	468

See "Census of Agriculture, Volume 1, Geographic Area Series" for complete footnotes, explanations, definitions, and methodology.
(D) Cannot be disclosed. (Z) Less than half of the unit shown.

2007 CENSUS OF AGRICULTURE

Shelby County – Iowa

Farms with Spanish, Hispanic, or Latino Operators Compared with All Farms



Data are not available at this geographic level for farms with Spanish, Hispanic, or Latino operators.



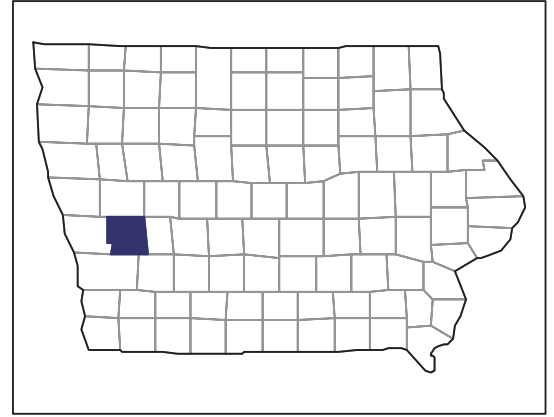
United States Department of Agriculture
National Agricultural Statistics Service

www.agcensus.usda.gov

2007 CENSUS OF AGRICULTURE

Shelby County – Iowa

Farms with American Indian or Alaska Native Operators Compared with All Farms



Data are not available at this geographic level for farms with American Indian or Alaska Native operators.



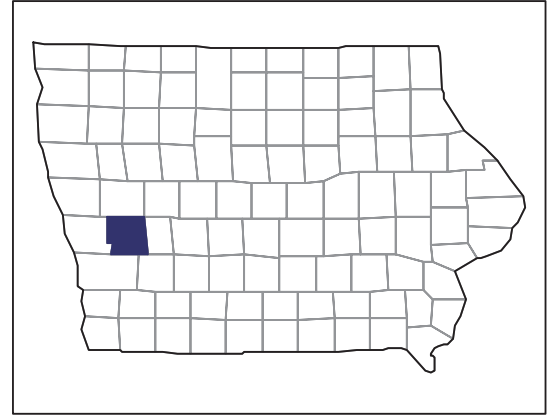
United States Department of Agriculture
National Agricultural Statistics Service

www.agcensus.usda.gov

2007 CENSUS OF AGRICULTURE

Shelby County – Iowa

**Farms with Asian Operators
Compared with All Farms**



Data are not available at this geographic level for farms with Asian operators.



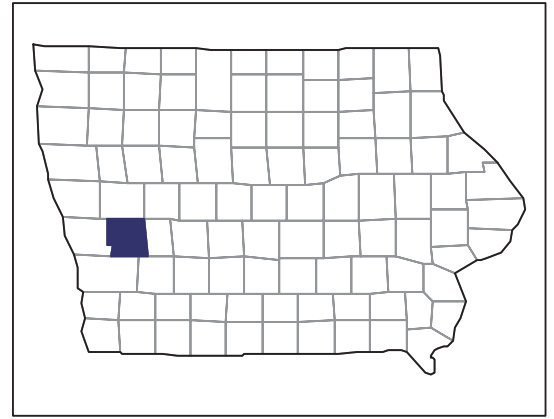
United States Department of Agriculture
National Agricultural Statistics Service

www.agcensus.usda.gov

2007 CENSUS OF AGRICULTURE

Shelby County – Iowa

Farms with Black or African American Operators Compared with All Farms



Data are not available at this geographic level for farms with Black or African American operators.



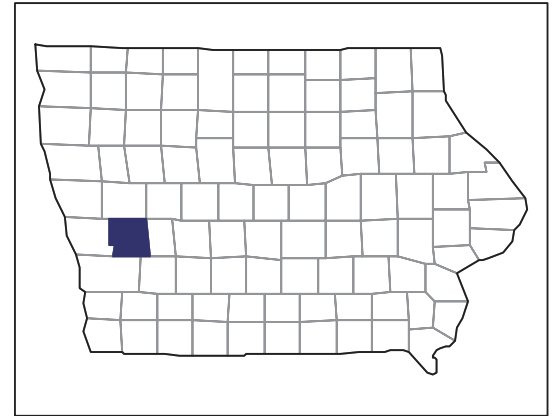
United States Department of Agriculture
National Agricultural Statistics Service

www.agcensus.usda.gov

2007 CENSUS OF AGRICULTURE

Shelby County – Iowa

Farms with Native Hawaiian or Other Pacific Islander Operators Compared with All Farms



Data are not available at this geographic level for farms with Native Hawaiian or Other Pacific Islander operators.



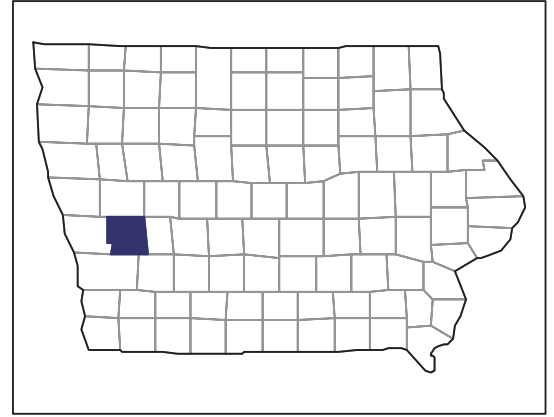
United States Department of Agriculture
National Agricultural Statistics Service

www.agcensus.usda.gov

2007 CENSUS OF AGRICULTURE

Shelby County – Iowa

**Farms with White Operators
Compared with All Farms**



Data are not available at this geographic level for farms with White operators.



United States Department of Agriculture
National Agricultural Statistics Service

www.agcensus.usda.gov

