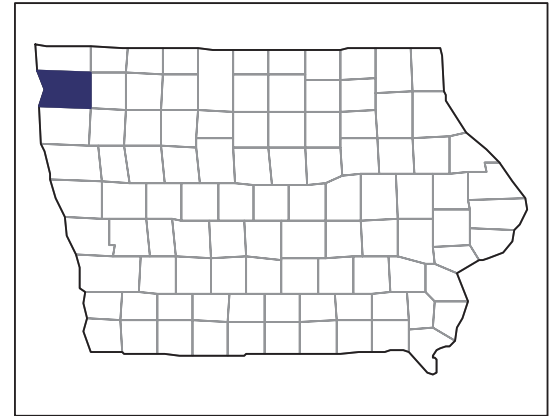


2007 CENSUS OF AGRICULTURE



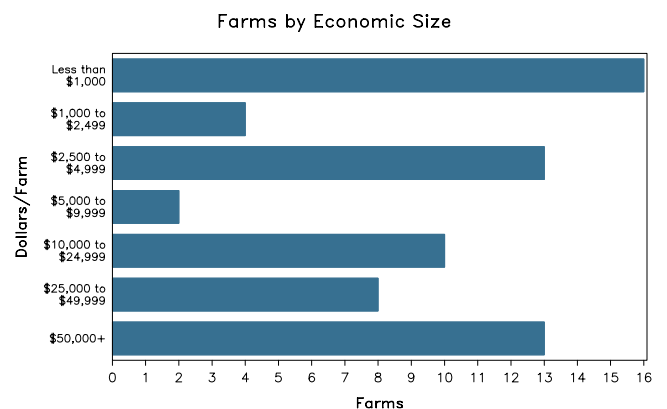
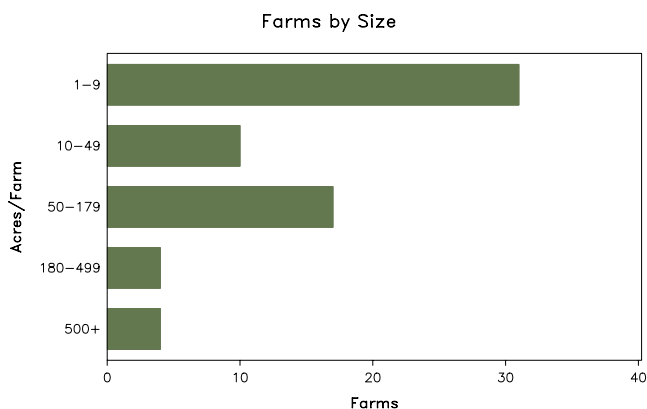
Sioux County – Iowa

Farms with Women Principal Operators Compared with All Farms

	Women Principal Operators	All Farms
Number of Farms	66	1,664
Land in Farms	6,855 acres	478,697 acres
Average Size of Farm	104 acres	288 acres
Market Value of Products Sold	\$6,890,000	\$1,121,144,000
Crop Sales	\$2,433,000	\$180,666,000
Livestock Sales	\$4,457,000	\$940,478,000
Average Per Farm	\$104,398	\$673,764
Government Payments	\$194,000	\$10,189,000
Average Per Farm Receiving Payments	\$6,055	\$8,548

See footnotes on reverse page.

Farms with Women Principal Operators



2007 CENSUS OF AGRICULTURE

Sioux County – Iowa Farms with Women Principal Operators

Selected Highlights

Item	Farms	Quantity
MARKET VALUE OF AGRICULTURAL PRODUCTS SOLD (\$1,000)		
Total value of agricultural products sold	66	6,890
Value of crops including nursery and greenhouse	29	2,433
Value of livestock, poultry, and their products	22	4,457
VALUE OF SALES BY COMMODITY GROUP (\$1,000)		
Grains, oilseeds, dry beans, and dry peas	22	(D)
Tobacco	-	-
Cotton and cottonseed	-	-
Vegetables, melons, potatoes and sweet potatoes	2	(D)
Fruits, tree nuts, and berries	2	(D)
Nursery, greenhouse, floriculture, and sod	3	98
Cut Christmas trees and short rotation woody crops	-	-
Other crops and hay	3	(D)
Poultry and eggs	7	(D)
Cattle and calves	12	(D)
Milk and other dairy products from cows	1	(D)
Hogs and pigs	8	4,004
Sheep, goats, and their products	11	(D)
Horses, ponies, mules, burros, and donkeys	7	9
Aquaculture	-	-
Other animals and other animal products	6	-
TOP CROP ITEMS (acres)		
Corn for grain	19	2,953
Soybeans for beans	13	1,911
Forage - land used for all hay and haylage, grass silage, and greenchop	13	388
Corn for silage or greenchop	1	(D)
Vegetables harvested for sale	2	(D)
TOP LIVESTOCK INVENTORY ITEMS (number)		
Hogs and pigs	8	11,242
Sheep and lambs	3	(D)
Cattle and calves	21	955
Layers	8	269
Goats, all	9	180

Operator Characteristics

Item	Quantity
Primary occupation:	
Farming	22
Other	44
Days worked off farm:	
None	19
Any	47
Years on present farm:	
2 years or less	2
3 to 4 years	2
5 to 9 years	10
10 years or more	52
Age group:	
Under 45 years	4
45 to 64 years	39
65 years and over	23
Average age of principal operator (years)	58.0

Economic Characteristics

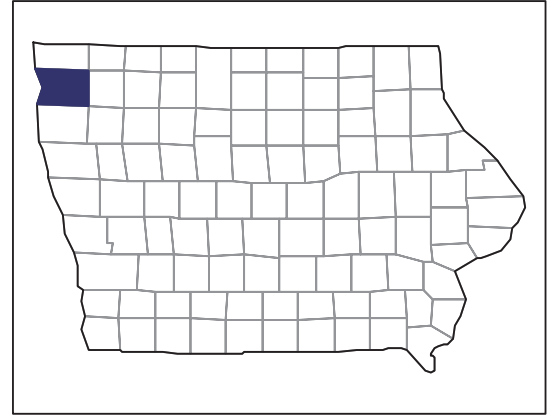
Item	Quantity
Farms by value of sales:	
Less than \$1,000	26
\$1,000 to \$2,499	1
\$2,500 to \$4,999	9
\$5,000 to \$9,999	2
\$10,000 to \$49,999	15
\$50,000 to \$99,999	2
\$100,000 to \$249,999	4
\$250,000 to \$499,999	3
\$500,000 or more	4
Total farm production expenses (\$1,000)	5,668
Average per farm (\$)	85,878
Net cash farm income of operation (\$1,000)	1,836
Average per farm (\$)	27,818
Value of agricultural products sold directly to individuals for human consumption (\$1,000)	(D)
Total organic product sales (\$1,000)	-
Total income from farm-related sources, gross before taxes and expenses (\$1,000)	420

See "Census of Agriculture, Volume 1, Geographic Area Series" for complete footnotes, explanations, definitions, and methodology.
(D) Cannot be disclosed. (Z) Less than half of the unit shown.

2007 CENSUS OF AGRICULTURE

Sioux County – Iowa

Farms with Spanish, Hispanic, or Latino Operators Compared with All Farms



Data are not available at this geographic level for farms with Spanish, Hispanic, or Latino operators.



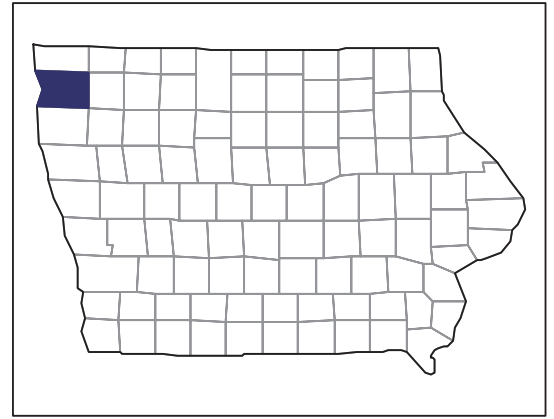
United States Department of Agriculture
National Agricultural Statistics Service

www.agcensus.usda.gov

2007 CENSUS OF AGRICULTURE

Sioux County – Iowa

Farms with American Indian or Alaska Native Operators Compared with All Farms



Data are not available at this geographic level for farms with American Indian or Alaska Native operators.



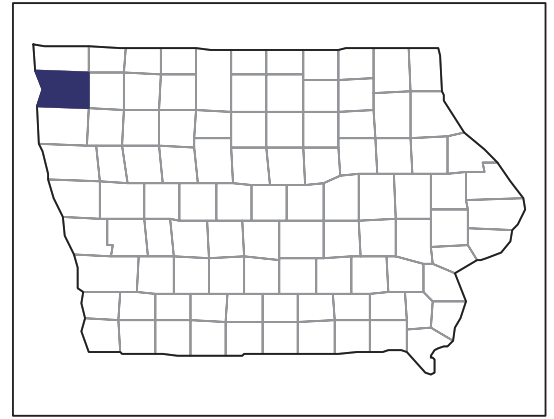
United States Department of Agriculture
National Agricultural Statistics Service

www.agcensus.usda.gov

2007 CENSUS *OF* AGRICULTURE

Sioux County – Iowa

**Farms with Asian Operators
Compared with All Farms**



Data are not available at this geographic level for farms with Asian operators.



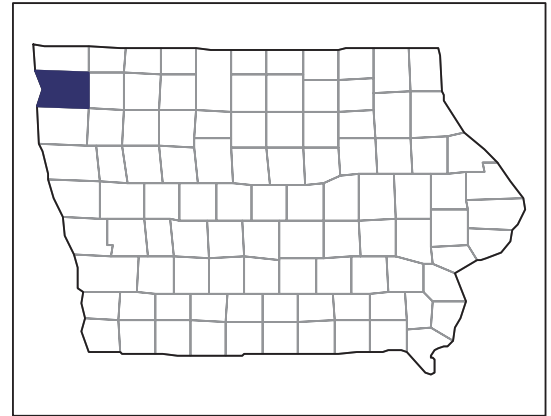
United States Department of Agriculture
National Agricultural Statistics Service

www.agcensus.usda.gov

2007 CENSUS OF AGRICULTURE

Sioux County – Iowa

Farms with Black or African American Operators Compared with All Farms



Data are not available at this geographic level for farms with Black or African American operators.



United States Department of Agriculture
National Agricultural Statistics Service

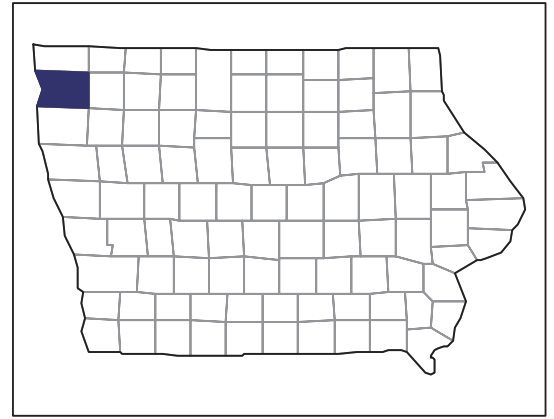
www.agcensus.usda.gov

2007 CENSUS OF AGRICULTURE

Sioux County – Iowa

Farms with Native Hawaiian or Other Pacific Islander Operators Compared with All Farms

Data are not available at this geographic level for farms with Native Hawaiian or Other Pacific Islander operators.



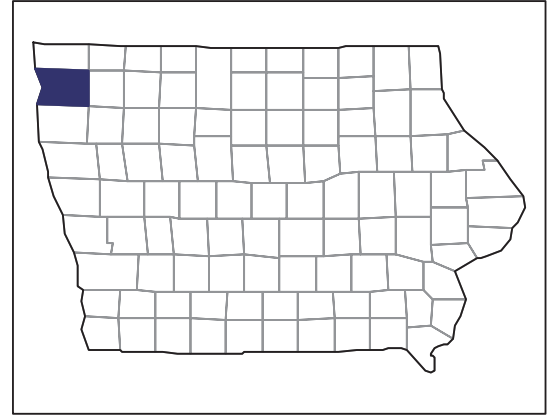
United States Department of Agriculture
National Agricultural Statistics Service

www.agcensus.usda.gov

2007 CENSUS *OF* AGRICULTURE

Sioux County – Iowa

**Farms with White Operators
Compared with All Farms**



Data are not available at this geographic level for farms with White operators.



United States Department of Agriculture
National Agricultural Statistics Service

www.agcensus.usda.gov

