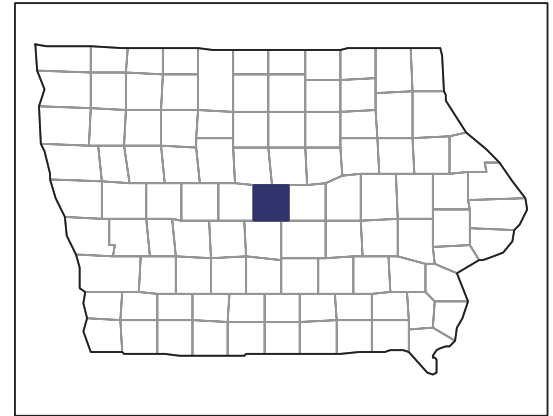


2007 CENSUS OF AGRICULTURE



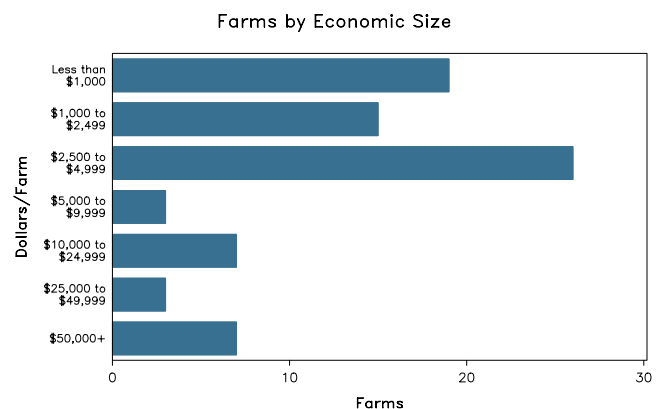
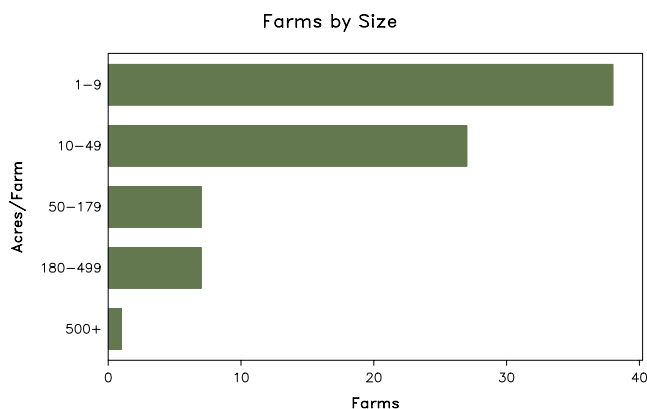
Story County – Iowa

Farms with Women Principal Operators Compared with All Farms

	Women Principal Operators	All Farms
Number of Farms	80	1,077
Land in Farms	4,359 acres	352,240 acres
Average Size of Farm	54 acres	327 acres
Market Value of Products Sold	\$1,419,000	\$200,614,000
Crop Sales	\$1,088,000	\$161,740,000
Livestock Sales	\$331,000	\$38,874,000
Average Per Farm	\$17,734	\$186,271
Government Payments	\$117,000	\$7,792,000
Average Per Farm Receiving Payments	\$3,161	\$9,790

See footnotes on reverse page.

Farms with Women Principal Operators



2007 CENSUS OF AGRICULTURE

Story County – Iowa Farms with Women Principal Operators

Selected Highlights

Item	Farms	Quantity
MARKET VALUE OF AGRICULTURAL PRODUCTS SOLD (\$1,000)		
Total value of agricultural products sold	80	1,419
Value of crops including nursery and greenhouse	25	1,088
Value of livestock, poultry, and their products	34	331
VALUE OF SALES BY COMMODITY GROUP (\$1,000)		
Grains, oilseeds, dry beans, and dry peas	11	(D)
Tobacco	-	-
Cotton and cottonseed	-	-
Vegetables, melons, potatoes and sweet potatoes	6	26
Fruits, tree nuts, and berries	-	-
Nursery, greenhouse, floriculture, and sod	-	-
Cut Christmas trees and short rotation woody crops	1	(D)
Other crops and hay	9	(D)
Poultry and eggs	13	2
Cattle and calves	3	(D)
Milk and other dairy products from cows	1	(D)
Hogs and pigs	1	(D)
Sheep, goats, and their products	11	17
Horses, ponies, mules, burros, and donkeys	26	(D)
Aquaculture	-	-
Other animals and other animal products	-	-
TOP CROP ITEMS (acres)		
Corn for grain	9	1,235
Soybeans for beans	9	803
Forage - land used for all hay and haylage, grass silage, and greenchop	17	154
Cut Christmas trees	1	(D)
Vegetables harvested for sale	6	4
TOP LIVESTOCK INVENTORY ITEMS (number)		
Hogs and pigs	1	(D)
Horses and ponies	30	335
Layers	13	208
Pullets for laying flock replacement	6	(D)
Geese	17	(D)

Operator Characteristics

Item	Quantity
Primary occupation:	
Farming	21
Other	59
Days worked off farm:	
None	18
Any	62
Years on present farm:	
2 years or less	8
3 to 4 years	8
5 to 9 years	24
10 years or more	40
Age group:	
Under 45 years	17
45 to 64 years	46
65 years and over	17
Average age of principal operator (years)	57.0

Economic Characteristics

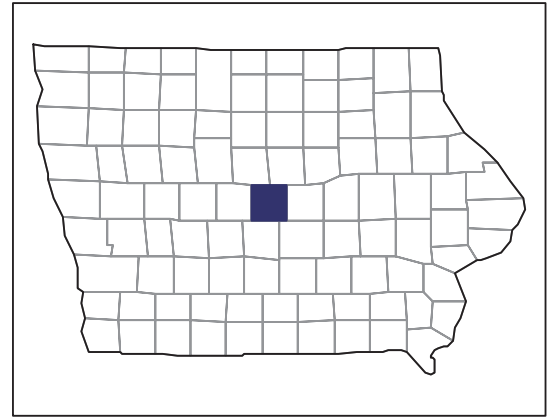
Item	Quantity
Farms by value of sales:	
Less than \$1,000	39
\$1,000 to \$2,499	12
\$2,500 to \$4,999	11
\$5,000 to \$9,999	2
\$10,000 to \$49,999	9
\$50,000 to \$99,999	1
\$100,000 to \$249,999	6
\$250,000 to \$499,999	-
\$500,000 or more	-
Total farm production expenses (\$1,000)	1,367
Average per farm (\$)	17,087
Net cash farm income of operation (\$1,000)	760
Average per farm (\$)	9,499
Value of agricultural products sold directly to individuals for human consumption (\$1,000)	5
Total organic product sales (\$1,000)	(D)
Total income from farm-related sources, gross before taxes and expenses (\$1,000)	591

See "Census of Agriculture, Volume 1, Geographic Area Series" for complete footnotes, explanations, definitions, and methodology.
(D) Cannot be disclosed. (Z) Less than half of the unit shown.

2007 CENSUS OF AGRICULTURE

Story County – Iowa

Farms with Spanish, Hispanic, or Latino Operators Compared with All Farms



Data are not available at this geographic level for farms with Spanish, Hispanic, or Latino operators.



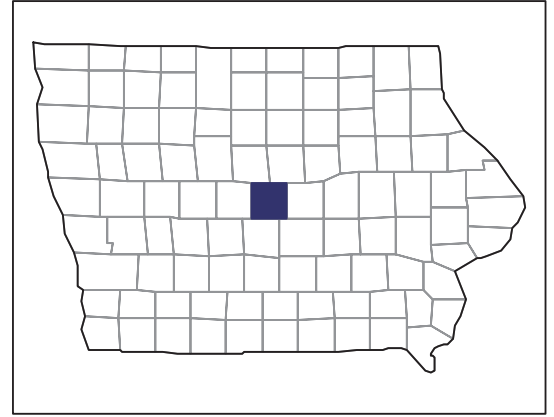
United States Department of Agriculture
National Agricultural Statistics Service

www.agcensus.usda.gov

2007 CENSUS OF AGRICULTURE

Story County – Iowa

Farms with American Indian or Alaska Native Operators Compared with All Farms



Data are not available at this geographic level for farms with American Indian or Alaska Native operators.



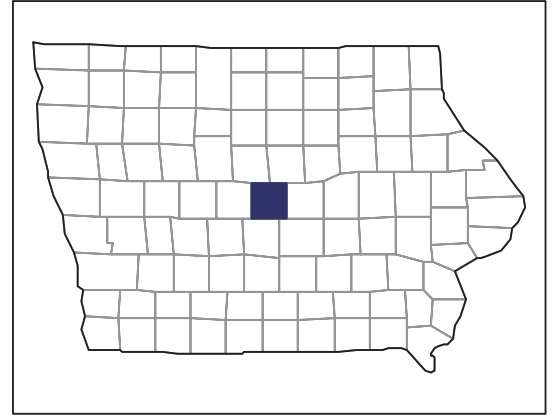
United States Department of Agriculture
National Agricultural Statistics Service

www.agcensus.usda.gov

2007 CENSUS OF AGRICULTURE

Story County – Iowa

Farms with Asian Operators
Compared with All Farms



Data are not available at this geographic level for farms with Asian operators.



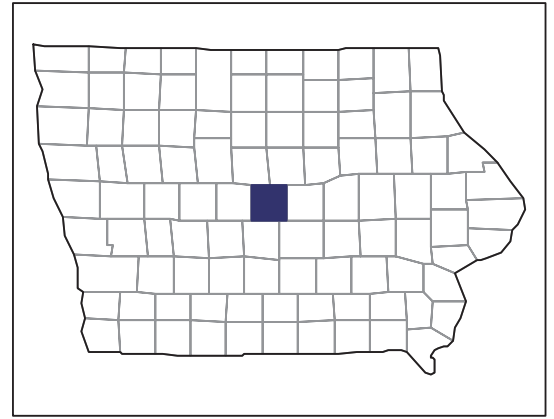
United States Department of Agriculture
National Agricultural Statistics Service

www.agcensus.usda.gov

2007 CENSUS OF AGRICULTURE

Story County – Iowa

Farms with Black or African American Operators Compared with All Farms



Data are not available at this geographic level for farms with Black or African American operators.



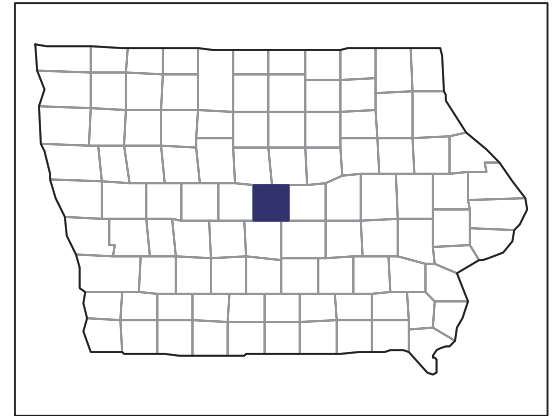
United States Department of Agriculture
National Agricultural Statistics Service

www.agcensus.usda.gov

2007 CENSUS OF AGRICULTURE

Story County – Iowa

Farms with Native Hawaiian or Other Pacific Islander Operators Compared with All Farms



Data are not available at this geographic level for farms with Native Hawaiian or Other Pacific Islander operators.



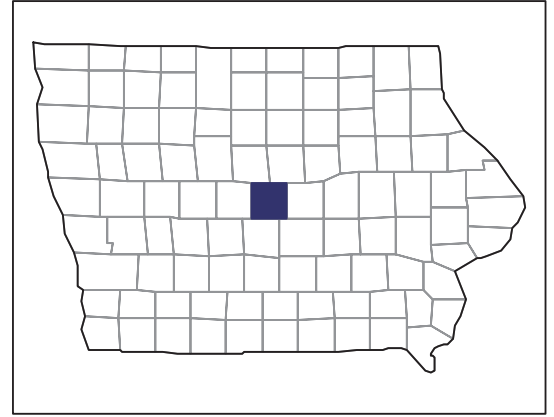
United States Department of Agriculture
National Agricultural Statistics Service

www.agcensus.usda.gov

2007 CENSUS OF AGRICULTURE

Story County – Iowa

Farms with White Operators
Compared with All Farms



Data are not available at this geographic level for farms with White operators.



United States Department of Agriculture
National Agricultural Statistics Service

www.agcensus.usda.gov

