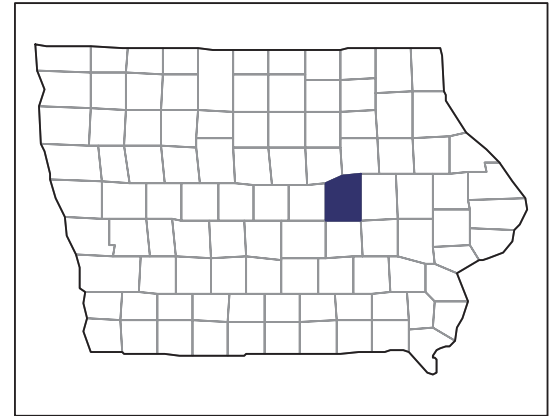


2007 CENSUS OF AGRICULTURE



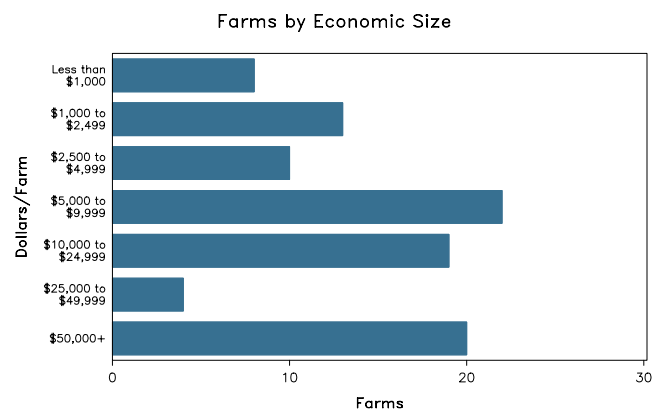
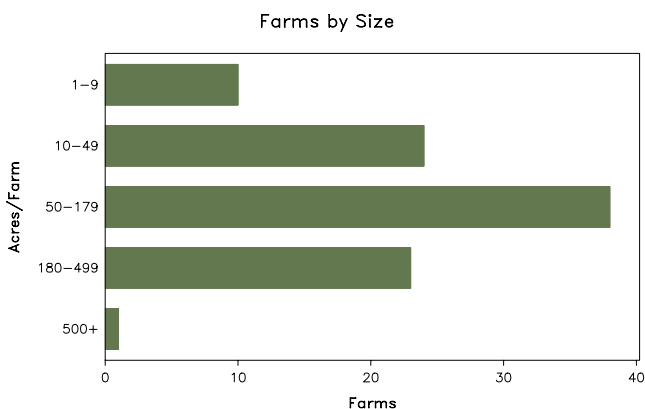
Tama County – Iowa

Farms with Women Principal Operators Compared with All Farms

	Women Principal Operators	All Farms
Number of Farms	96	1,210
Land in Farms	12,634 acres	430,855 acres
Average Size of Farm	132 acres	356 acres
Market Value of Products Sold	\$3,266,000	\$235,148,000
Crop Sales	\$2,839,000	\$164,972,000
Livestock Sales	\$427,000	\$70,176,000
Average Per Farm	\$34,018	\$194,337
Government Payments	\$611,000	\$10,270,000
Average Per Farm Receiving Payments	\$7,451	\$10,312

See footnotes on reverse page.

Farms with Women Principal Operators



2007 CENSUS OF AGRICULTURE

Tama County – Iowa Farms with Women Principal Operators

Selected Highlights

Item	Farms	Quantity
MARKET VALUE OF AGRICULTURAL PRODUCTS SOLD (\$1,000)		
Total value of agricultural products sold	96	3,266
Value of crops including nursery and greenhouse	27	2,839
Value of livestock, poultry, and their products	20	427
VALUE OF SALES BY COMMODITY GROUP (\$1,000)		
Grains, oilseeds, dry beans, and dry peas	21	2,665
Tobacco	-	-
Cotton and cottonseed	-	-
Vegetables, melons, potatoes and sweet potatoes	1	(D)
Fruits, tree nuts, and berries	1	(D)
Nursery, greenhouse, floriculture, and sod	-	-
Cut Christmas trees and short rotation woody crops	-	-
Other crops and hay	10	(D)
Poultry and eggs	1	(D)
Cattle and calves	12	(D)
Milk and other dairy products from cows	1	(D)
Hogs and pigs	-	-
Sheep, goats, and their products	4	(D)
Horses, ponies, mules, burros, and donkeys	3	(D)
Aquaculture	-	-
Other animals and other animal products	2	(D)
TOP CROP ITEMS (acres)		
Corn for grain	20	2,776
Soybeans for beans	17	2,273
Forage - land used for all hay and haylage, grass silage, and greenchop	18	779
Oats for grain	2	(D)
Corn for silage or greenchop	1	(D)
TOP LIVESTOCK INVENTORY ITEMS (number)		
Cattle and calves	11	477
Colonies of bees	2	(D)
Broilers and other meat-type chickens	1	(D)
Layers	1	(D)
Goats, all	4	43

Operator Characteristics

Item	Quantity
Primary occupation:	
Farming	32
Other	64
Days worked off farm:	
None	52
Any	44
Years on present farm:	
2 years or less	2
3 to 4 years	6
5 to 9 years	12
10 years or more	76
Age group:	
Under 45 years	11
45 to 64 years	40
65 years and over	45
Average age of principal operator (years)	64.7

Economic Characteristics

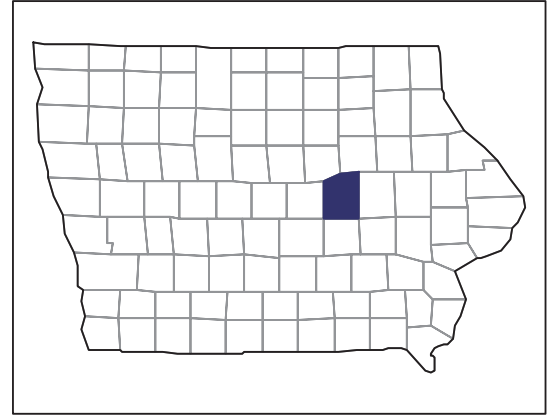
Item	Quantity
Farms by value of sales:	
Less than \$1,000	58
\$1,000 to \$2,499	5
\$2,500 to \$4,999	1
\$5,000 to \$9,999	5
\$10,000 to \$49,999	7
\$50,000 to \$99,999	12
\$100,000 to \$249,999	7
\$250,000 to \$499,999	-
\$500,000 or more	1
Total farm production expenses (\$1,000)	2,368
Average per farm (\$)	24,667
Net cash farm income of operation (\$1,000)	1,841
Average per farm (\$)	19,181
Value of agricultural products sold directly to individuals for human consumption (\$1,000)	(D)
Total organic product sales (\$1,000)	(D)
Total income from farm-related sources, gross before taxes and expenses (\$1,000)	333

See "Census of Agriculture, Volume 1, Geographic Area Series" for complete footnotes, explanations, definitions, and methodology.
(D) Cannot be disclosed. (Z) Less than half of the unit shown.

2007 CENSUS OF AGRICULTURE

Tama County – Iowa

Farms with Spanish, Hispanic, or Latino Operators Compared with All Farms



Data are not available at this geographic level for farms with Spanish, Hispanic, or Latino operators.



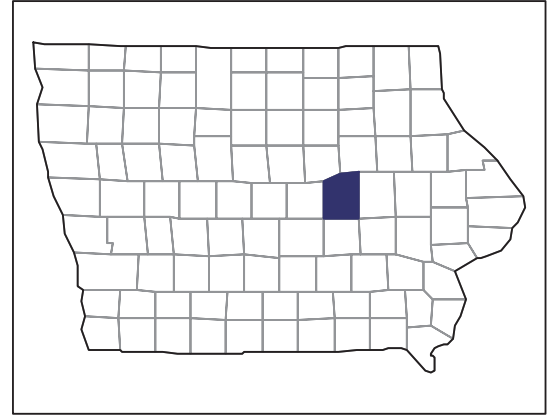
United States Department of Agriculture
National Agricultural Statistics Service

www.agcensus.usda.gov

2007 CENSUS OF AGRICULTURE

Tama County – Iowa

Farms with American Indian or Alaska Native Operators Compared with All Farms



Data are not available at this geographic level for farms with American Indian or Alaska Native operators.



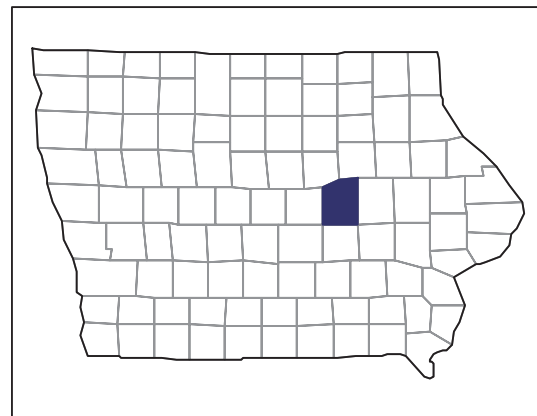
United States Department of Agriculture
National Agricultural Statistics Service

www.agcensus.usda.gov

2007 CENSUS OF AGRICULTURE

Tama County – Iowa

**Farms with Asian Operators
Compared with All Farms**



Data are not available at this geographic level for farms with Asian operators.



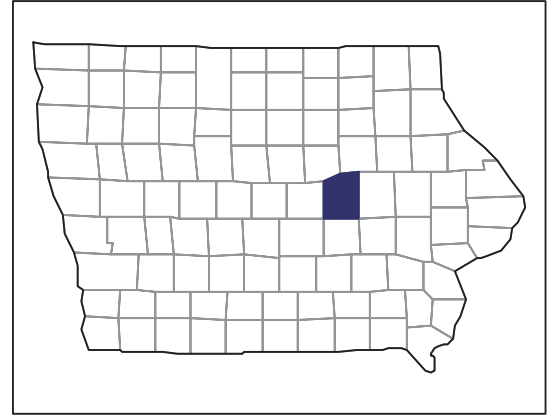
United States Department of Agriculture
National Agricultural Statistics Service

www.agcensus.usda.gov

2007 CENSUS OF AGRICULTURE

Tama County – Iowa

Farms with Black or African American Operators Compared with All Farms



Data are not available at this geographic level for farms with Black or African American operators.



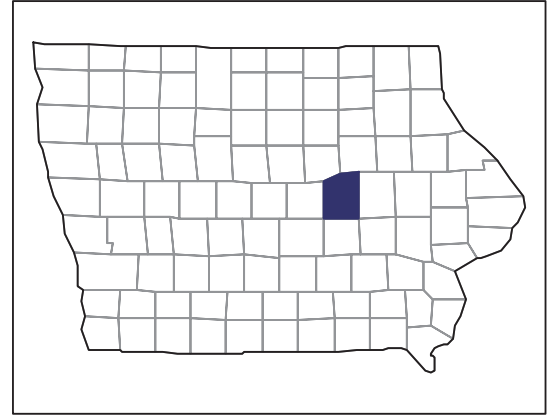
United States Department of Agriculture
National Agricultural Statistics Service

www.agcensus.usda.gov

2007 CENSUS OF AGRICULTURE

Tama County – Iowa

Farms with Native Hawaiian or Other Pacific Islander Operators Compared with All Farms



Data are not available at this geographic level for farms with Native Hawaiian or Other Pacific Islander operators.



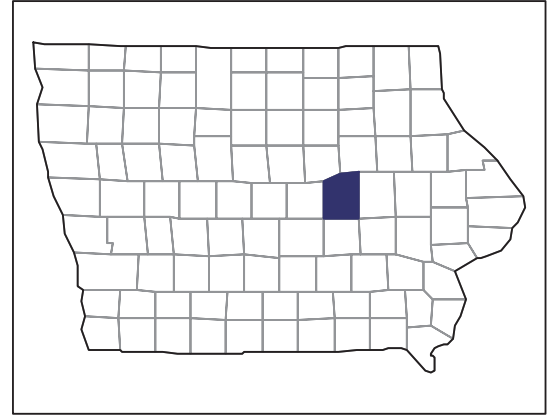
United States Department of Agriculture
National Agricultural Statistics Service

www.agcensus.usda.gov

2007 CENSUS OF AGRICULTURE

Tama County – Iowa

Farms with White Operators
Compared with All Farms



Data are not available at this geographic level for farms with White operators.



United States Department of Agriculture
National Agricultural Statistics Service

www.agcensus.usda.gov

