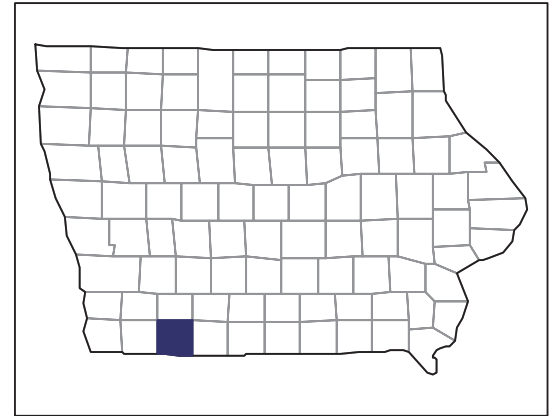


2007 CENSUS OF AGRICULTURE



Taylor County – Iowa

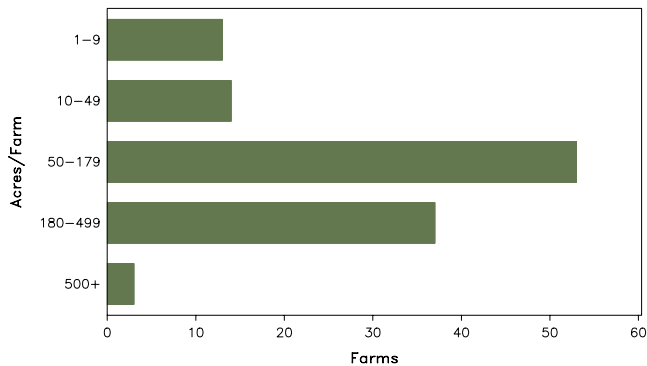
Farms with Women Principal Operators Compared with All Farms

	Women Principal Operators	All Farms
Number of Farms	120	779
Land in Farms	18,181 acres	282,637 acres
Average Size of Farm	152 acres	363 acres
Market Value of Products Sold	\$1,136,000	\$118,996,000
Crop Sales	\$935,000	\$52,554,000
Livestock Sales	\$201,000	\$66,442,000
Average Per Farm	\$9,465	\$152,754
Government Payments	\$1,026,000	\$6,882,000
Average Per Farm Receiving Payments	\$9,959	\$10,737

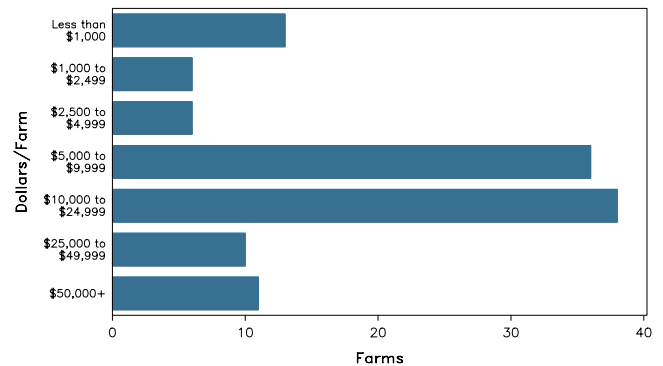
See footnotes on reverse page.

Farms with Women Principal Operators

Farms by Size



Farms by Economic Size



2007 CENSUS OF AGRICULTURE

Taylor County – Iowa Farms with Women Principal Operators

Selected Highlights

Item	Farms	Quantity
MARKET VALUE OF AGRICULTURAL PRODUCTS SOLD (\$1,000)		
Total value of agricultural products sold	120	1,136
Value of crops including nursery and greenhouse	35	935
Value of livestock, poultry, and their products	24	201
VALUE OF SALES BY COMMODITY GROUP (\$1,000)		
Grains, oilseeds, dry beans, and dry peas	23	884
Tobacco	-	-
Cotton and cottonseed	-	-
Vegetables, melons, potatoes and sweet potatoes	-	-
Fruits, tree nuts, and berries	-	-
Nursery, greenhouse, floriculture, and sod	-	-
Cut Christmas trees and short rotation woody crops	-	-
Other crops and hay	13	51
Poultry and eggs	1	(D)
Cattle and calves	17	198
Milk and other dairy products from cows	-	-
Hogs and pigs	1	(D)
Sheep, goats, and their products	6	1
Horses, ponies, mules, burros, and donkeys	1	(D)
Aquaculture	-	-
Other animals and other animal products	1	(D)
TOP CROP ITEMS (acres)		
Corn for grain	17	1,377
Soybeans for beans	13	939
Forage - land used for all hay and haylage, grass silage, and greenchop	27	697
Oats for grain	1	(D)
Apples	3	15
TOP LIVESTOCK INVENTORY ITEMS (number)		
Cattle and calves	26	759
Goats, all	6	72
Horses and ponies	18	60
Colonies of bees	1	(D)
Layers	2	(D)

Operator Characteristics

Item	Quantity
Primary occupation:	
Farming	29
Other	91
Days worked off farm:	
None	46
Any	74
Years on present farm:	
2 years or less	9
3 to 4 years	3
5 to 9 years	10
10 years or more	98
Age group:	
Under 45 years	10
45 to 64 years	44
65 years and over	66
Average age of principal operator (years)	65.8

Economic Characteristics

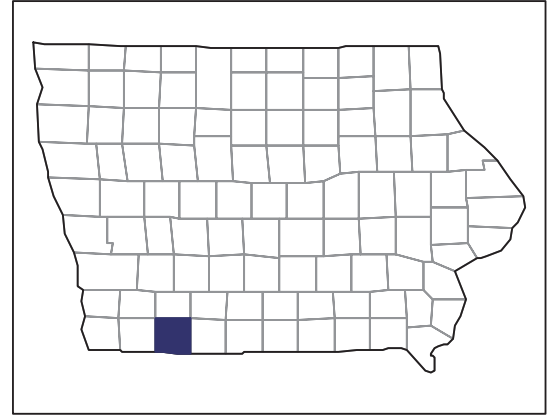
Item	Quantity
Farms by value of sales:	
Less than \$1,000	82
\$1,000 to \$2,499	2
\$2,500 to \$4,999	12
\$5,000 to \$9,999	2
\$10,000 to \$49,999	11
\$50,000 to \$99,999	10
\$100,000 to \$249,999	1
\$250,000 to \$499,999	-
\$500,000 or more	-
Total farm production expenses (\$1,000)	1,365
Average per farm (\$)	11,376
Net cash farm income of operation (\$1,000)	1,463
Average per farm (\$)	12,193
Value of agricultural products sold directly to individuals for human consumption (\$1,000)	4
Total organic product sales (\$1,000)	-
Total income from farm-related sources, gross before taxes and expenses (\$1,000)	667

See "Census of Agriculture, Volume 1, Geographic Area Series" for complete footnotes, explanations, definitions, and methodology.
(D) Cannot be disclosed. (Z) Less than half of the unit shown.

2007 CENSUS OF AGRICULTURE

Taylor County – Iowa

Farms with Spanish, Hispanic, or Latino Operators Compared with All Farms



Data are not available at this geographic level for farms with Spanish, Hispanic, or Latino operators.



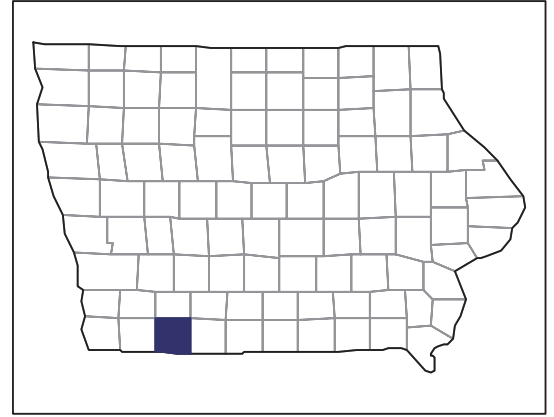
United States Department of Agriculture
National Agricultural Statistics Service

www.agcensus.usda.gov

2007 CENSUS OF AGRICULTURE

Taylor County – Iowa

Farms with American Indian or Alaska Native Operators Compared with All Farms



Data are not available at this geographic level for farms with American Indian or Alaska Native operators.



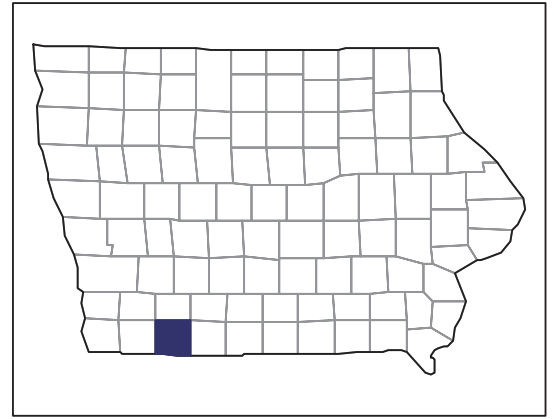
United States Department of Agriculture
National Agricultural Statistics Service

www.agcensus.usda.gov

2007 CENSUS OF AGRICULTURE

Taylor County – Iowa

Farms with Asian Operators
Compared with All Farms



Data are not available at this geographic level for farms with Asian operators.



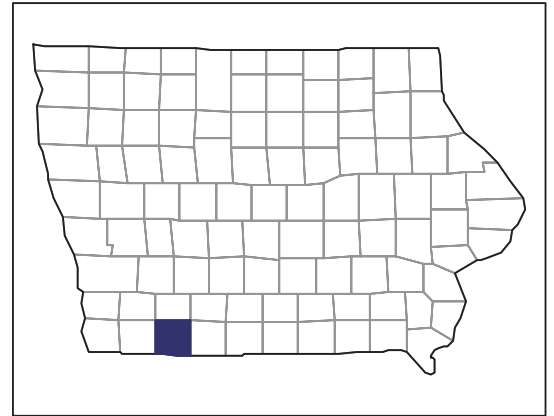
United States Department of Agriculture
National Agricultural Statistics Service

www.agcensus.usda.gov

2007 CENSUS OF AGRICULTURE

Taylor County – Iowa

Farms with Black or African American Operators Compared with All Farms



Data are not available at this geographic level for farms with Black or African American operators.



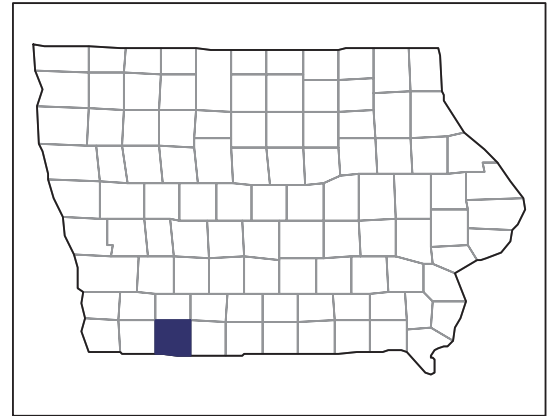
United States Department of Agriculture
National Agricultural Statistics Service

www.agcensus.usda.gov

2007 CENSUS OF AGRICULTURE

Taylor County – Iowa

Farms with Native Hawaiian or Other Pacific Islander Operators Compared with All Farms



Data are not available at this geographic level for farms with Native Hawaiian or Other Pacific Islander operators.



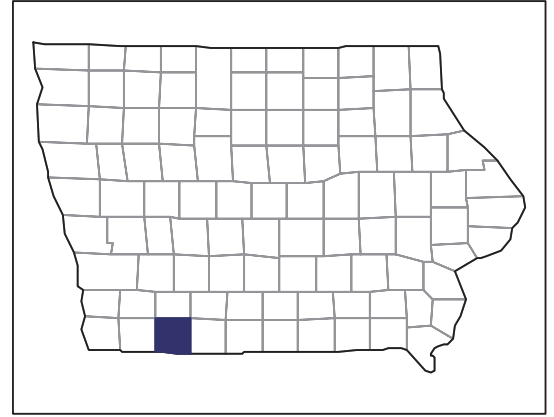
United States Department of Agriculture
National Agricultural Statistics Service

www.agcensus.usda.gov

2007 CENSUS OF AGRICULTURE

Taylor County – Iowa

Farms with White Operators
Compared with All Farms



Data are not available at this geographic level for farms with White operators.



United States Department of Agriculture
National Agricultural Statistics Service

www.agcensus.usda.gov

