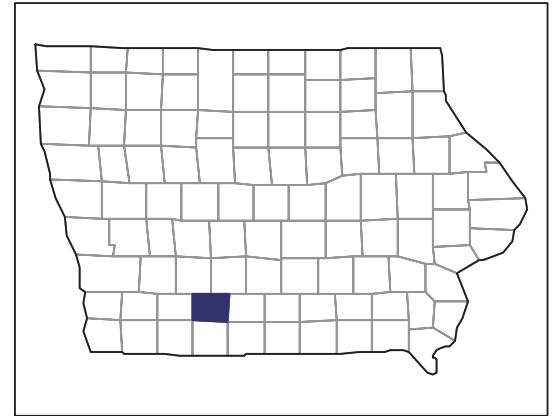


2007 CENSUS OF AGRICULTURE



Union County – Iowa

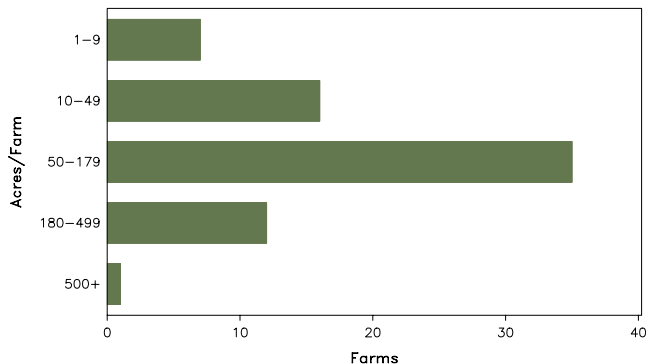
Farms with Women Principal Operators Compared with All Farms

	Women Principal Operators	All Farms
Number of Farms	71	681
Land in Farms	8,662 acres	214,618 acres
Average Size of Farm	122 acres	315 acres
Market Value of Products Sold	\$950,000	\$94,029,000
Crop Sales	\$596,000	\$37,306,000
Livestock Sales	\$354,000	\$56,723,000
Average Per Farm	\$13,382	\$138,075
Government Payments	\$392,000	\$4,414,000
Average Per Farm Receiving Payments	\$6,029	\$8,234

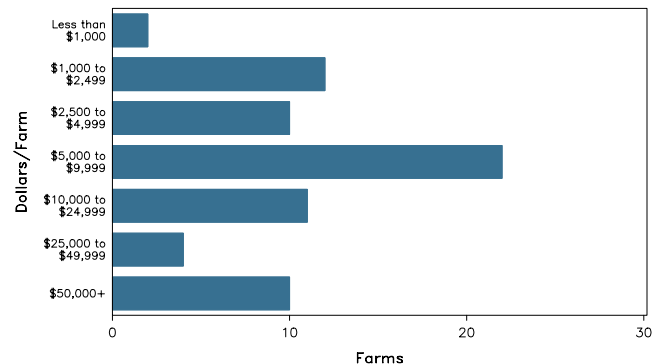
See footnotes on reverse page.

Farms with Women Principal Operators

Farms by Size



Farms by Economic Size



2007 CENSUS OF AGRICULTURE

Union County – Iowa Farms with Women Principal Operators

Selected Highlights

Item	Farms	Quantity
MARKET VALUE OF AGRICULTURAL PRODUCTS SOLD (\$1,000)		
Total value of agricultural products sold	71	950
Value of crops including nursery and greenhouse	18	596
Value of livestock, poultry, and their products	16	354
VALUE OF SALES BY COMMODITY GROUP (\$1,000)		
Grains, oilseeds, dry beans, and dry peas	15	(D)
Tobacco	-	-
Cotton and cottonseed	-	-
Vegetables, melons, potatoes and sweet potatoes	-	-
Fruits, tree nuts, and berries	-	-
Nursery, greenhouse, floriculture, and sod	-	-
Cut Christmas trees and short rotation woody crops	-	-
Other crops and hay	6	(D)
Poultry and eggs	-	-
Cattle and calves	16	(D)
Milk and other dairy products from cows	-	-
Hogs and pigs	-	-
Sheep, goats, and their products	1	(D)
Horses, ponies, mules, burros, and donkeys	1	(D)
Aquaculture	-	-
Other animals and other animal products	-	-
TOP CROP ITEMS (acres)		
Corn for grain	7	799
Forage - land used for all hay and haylage, grass silage, and greenchop	12	626
Soybeans for beans	7	390
Corn for silage or greenchop	1	(D)
TOP LIVESTOCK INVENTORY ITEMS (number)		
Cattle and calves	16	1,002
Horses and ponies	7	42
Sheep and lambs	1	(D)

Operator Characteristics

Item	Quantity
Primary occupation:	
Farming	15
Other	56
Days worked off farm:	
None	18
Any	53
Years on present farm:	
2 years or less	4
3 to 4 years	-
5 to 9 years	15
10 years or more	52
Age group:	
Under 45 years	2
45 to 64 years	33
65 years and over	36
Average age of principal operator (years)	65.1

Economic Characteristics

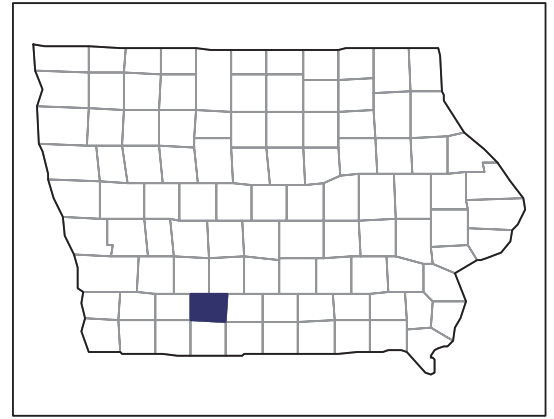
Item	Quantity
Farms by value of sales:	
Less than \$1,000	47
\$1,000 to \$2,499	1
\$2,500 to \$4,999	5
\$5,000 to \$9,999	1
\$10,000 to \$49,999	8
\$50,000 to \$99,999	8
\$100,000 to \$249,999	-
\$250,000 to \$499,999	1
\$500,000 or more	-
Total farm production expenses (\$1,000)	788
Average per farm (\$)	11,099
Net cash farm income of operation (\$1,000)	835
Average per farm (\$)	11,757
Value of agricultural products sold directly to individuals for human consumption (\$1,000)	-
Total organic product sales (\$1,000)	-
Total income from farm-related sources, gross before taxes and expenses (\$1,000)	281

See "Census of Agriculture, Volume 1, Geographic Area Series" for complete footnotes, explanations, definitions, and methodology.
(D) Cannot be disclosed. (Z) Less than half of the unit shown.

2007 CENSUS OF AGRICULTURE

Union County – Iowa

Farms with Spanish, Hispanic, or Latino Operators Compared with All Farms



Data are not available at this geographic level for farms with Spanish, Hispanic, or Latino operators.



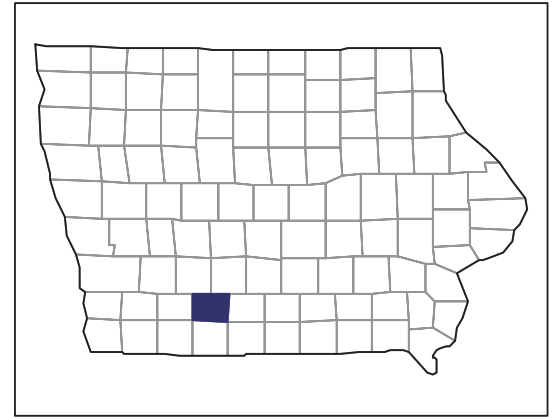
United States Department of Agriculture
National Agricultural Statistics Service

www.agcensus.usda.gov

2007 CENSUS OF AGRICULTURE

Union County – Iowa

Farms with American Indian or Alaska Native Operators Compared with All Farms



Data are not available at this geographic level for farms with American Indian or Alaska Native operators.



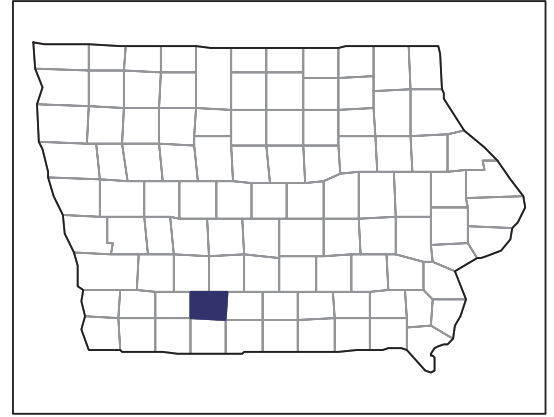
United States Department of Agriculture
National Agricultural Statistics Service

www.agcensus.usda.gov

2007 CENSUS OF AGRICULTURE

Union County – Iowa

Farms with Asian Operators
Compared with All Farms



Data are not available at this geographic level for farms with Asian operators.



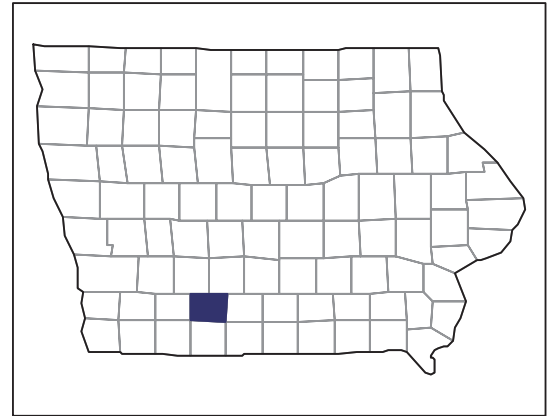
United States Department of Agriculture
National Agricultural Statistics Service

www.agcensus.usda.gov

2007 CENSUS OF AGRICULTURE

Union County – Iowa

Farms with Black or African American Operators Compared with All Farms



Data are not available at this geographic level for farms with Black or African American operators.



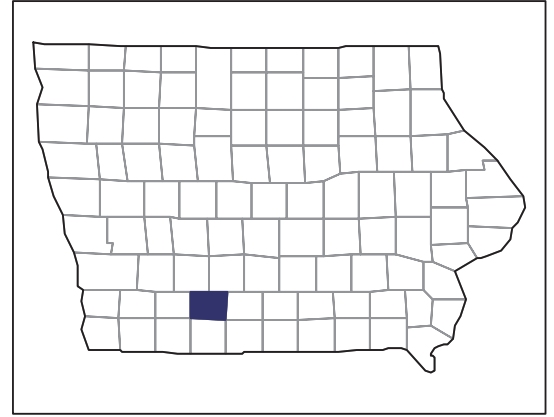
United States Department of Agriculture
National Agricultural Statistics Service

www.agcensus.usda.gov

2007 CENSUS OF AGRICULTURE

Union County – Iowa

Farms with Native Hawaiian or Other Pacific Islander Operators Compared with All Farms



Data are not available at this geographic level for farms with Native Hawaiian or Other Pacific Islander operators.



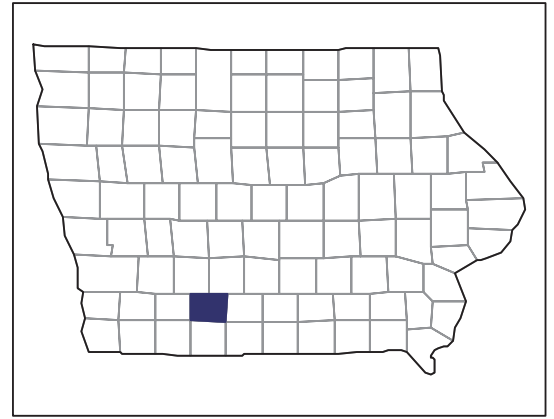
United States Department of Agriculture
National Agricultural Statistics Service

www.agcensus.usda.gov

2007 CENSUS OF AGRICULTURE

Union County – Iowa

Farms with White Operators
Compared with All Farms



Data are not available at this geographic level for farms with White operators.



United States Department of Agriculture
National Agricultural Statistics Service

www.agcensus.usda.gov

