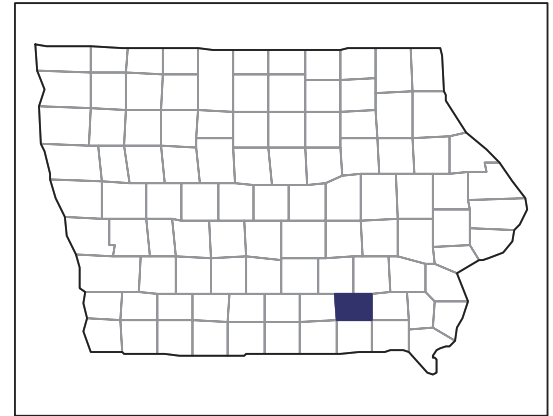


2007 CENSUS OF AGRICULTURE



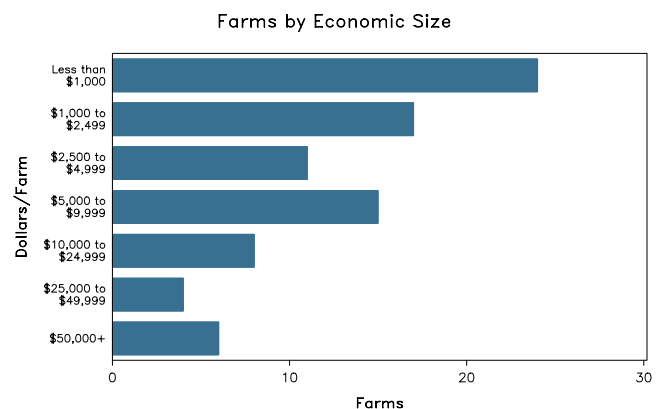
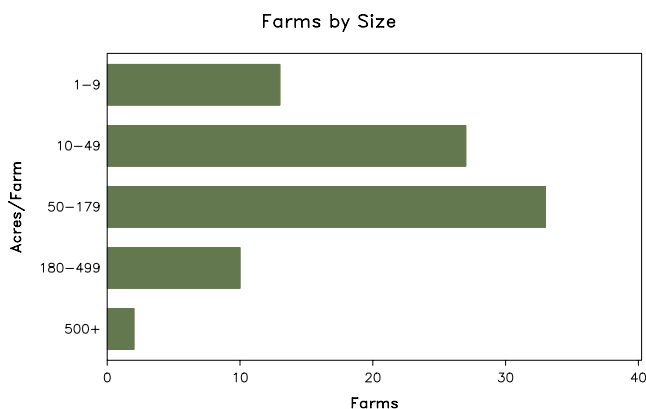
Wapello County – Iowa

Farms with Women Principal Operators Compared with All Farms

	Women Principal Operators	All Farms
Number of Farms	85	744
Land in Farms	7,691 acres	166,199 acres
Average Size of Farm	90 acres	223 acres
Market Value of Products Sold	\$1,774,000	\$55,240,000
Crop Sales	\$964,000	\$38,046,000
Livestock Sales	\$811,000	\$17,194,000
Average Per Farm	\$20,873	\$74,247
Government Payments	\$249,000	\$3,381,000
Average Per Farm Receiving Payments	\$4,698	\$6,956

See footnotes on reverse page.

Farms with Women Principal Operators



2007 CENSUS OF AGRICULTURE

Wapello County – Iowa Farms with Women Principal Operators

Selected Highlights

Item	Farms	Quantity
MARKET VALUE OF AGRICULTURAL PRODUCTS SOLD (\$1,000)		
Total value of agricultural products sold	85	1,774
Value of crops including nursery and greenhouse	20	964
Value of livestock, poultry, and their products	28	811
VALUE OF SALES BY COMMODITY GROUP (\$1,000)		
Grains, oilseeds, dry beans, and dry peas	7	887
Tobacco	-	-
Cotton and cottonseed	-	-
Vegetables, melons, potatoes and sweet potatoes	-	-
Fruits, tree nuts, and berries	-	-
Nursery, greenhouse, floriculture, and sod	1	(D)
Cut Christmas trees and short rotation woody crops	-	-
Other crops and hay	13	(D)
Poultry and eggs	3	2
Cattle and calves	12	(D)
Milk and other dairy products from cows	-	-
Hogs and pigs	2	(D)
Sheep, goats, and their products	4	6
Horses, ponies, mules, burros, and donkeys	10	9
Aquaculture	-	-
Other animals and other animal products	1	(D)
TOP CROP ITEMS (acres)		
Corn for grain	6	840
Forage - land used for all hay and haylage, grass silage, and greenchop	23	692
Soybeans for beans	4	654
Oats for grain	1	(D)
TOP LIVESTOCK INVENTORY ITEMS (number)		
Hogs and pigs	2	(D)
Cattle and calves	11	405
Horses and ponies	28	226
Layers	4	123
Sheep and lambs	3	58

Operator Characteristics

Item	Quantity
Primary occupation:	
Farming	31
Other	54
Days worked off farm:	
None	40
Any	45
Years on present farm:	
2 years or less	1
3 to 4 years	6
5 to 9 years	10
10 years or more	68
Age group:	
Under 45 years	8
45 to 64 years	42
65 years and over	35
Average age of principal operator (years)	62.6

Economic Characteristics

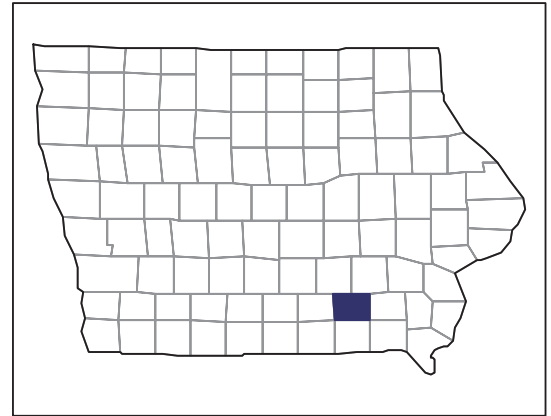
Item	Quantity
Farms by value of sales:	
Less than \$1,000	59
\$1,000 to \$2,499	5
\$2,500 to \$4,999	3
\$5,000 to \$9,999	4
\$10,000 to \$49,999	8
\$50,000 to \$99,999	3
\$100,000 to \$249,999	-
\$250,000 to \$499,999	2
\$500,000 or more	1
Total farm production expenses (\$1,000)	1,569
Average per farm (\$)	18,454
Net cash farm income of operation (\$1,000)	974
Average per farm (\$)	11,455
Value of agricultural products sold directly to individuals for human consumption (\$1,000)	(D)
Total organic product sales (\$1,000)	-
Total income from farm-related sources, gross before taxes and expenses (\$1,000)	519

See "Census of Agriculture, Volume 1, Geographic Area Series" for complete footnotes, explanations, definitions, and methodology.
(D) Cannot be disclosed. (Z) Less than half of the unit shown.

2007 CENSUS OF AGRICULTURE

Wapello County – Iowa

Farms with Spanish, Hispanic, or Latino Operators Compared with All Farms



Data are not available at this geographic level for farms with Spanish, Hispanic, or Latino operators.



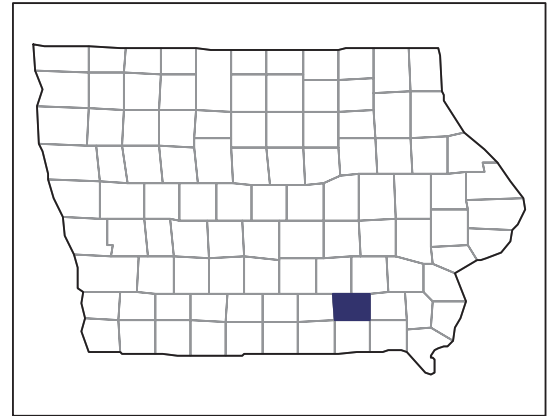
United States Department of Agriculture
National Agricultural Statistics Service

www.agcensus.usda.gov

2007 CENSUS OF AGRICULTURE

Wapello County – Iowa

Farms with American Indian or Alaska Native Operators Compared with All Farms



Data are not available at this geographic level for farms with American Indian or Alaska Native operators.



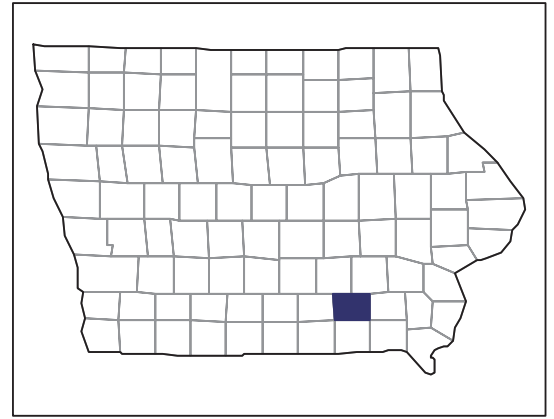
United States Department of Agriculture
National Agricultural Statistics Service

www.agcensus.usda.gov

2007 CENSUS OF AGRICULTURE

Wapello County – Iowa

Farms with Asian Operators
Compared with All Farms



Data are not available at this geographic level for farms with Asian operators.



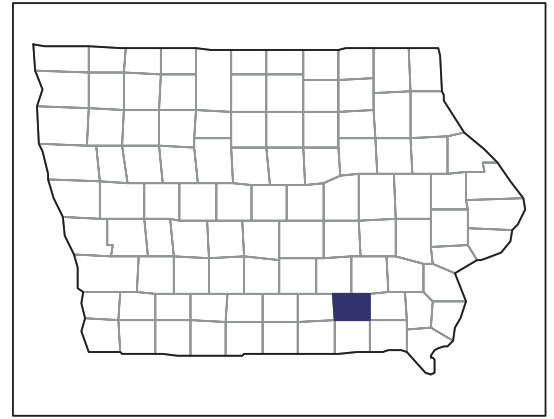
United States Department of Agriculture
National Agricultural Statistics Service

www.agcensus.usda.gov

2007 CENSUS OF AGRICULTURE

Wapello County – Iowa

Farms with Black or African American Operators Compared with All Farms



Data are not available at this geographic level for farms with Black or African American operators.



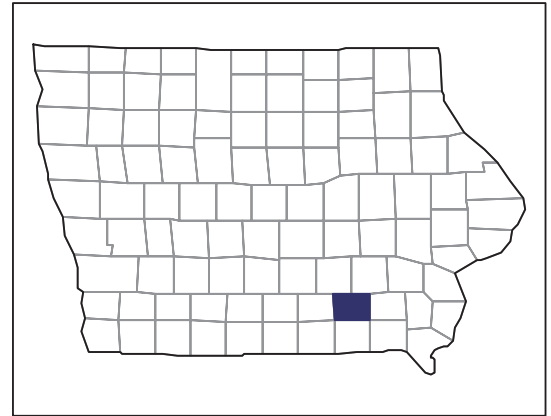
United States Department of Agriculture
National Agricultural Statistics Service

www.agcensus.usda.gov

2007 CENSUS OF AGRICULTURE

Wapello County – Iowa

Farms with Native Hawaiian or Other Pacific Islander Operators Compared with All Farms



Data are not available at this geographic level for farms with Native Hawaiian or Other Pacific Islander operators.



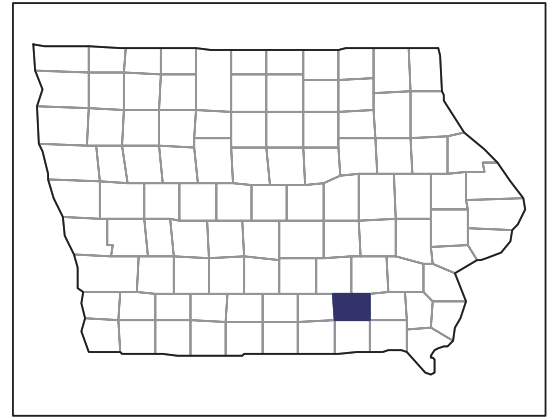
United States Department of Agriculture
National Agricultural Statistics Service

www.agcensus.usda.gov

2007 CENSUS OF AGRICULTURE

Wapello County – Iowa

Farms with White Operators
Compared with All Farms



Data are not available at this geographic level for farms with White operators.



United States Department of Agriculture
National Agricultural Statistics Service

www.agcensus.usda.gov

