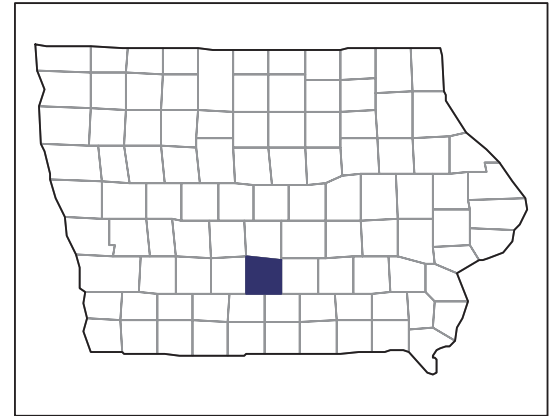


2007 CENSUS OF AGRICULTURE



Warren County – Iowa

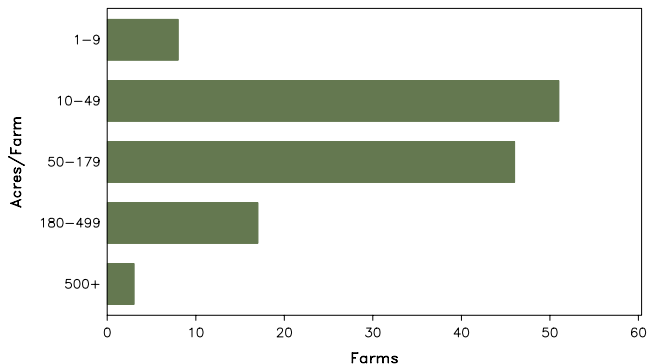
Farms with Women Principal Operators Compared with All Farms

	Women Principal Operators	All Farms
Number of Farms	125	1,189
Land in Farms	13,693 acres	241,647 acres
Average Size of Farm	110 acres	203 acres
Market Value of Products Sold	\$2,669,000	\$75,158,000
Crop Sales	\$1,670,000	\$55,468,000
Livestock Sales	\$998,000	\$19,690,000
Average Per Farm	\$21,348	\$63,211
Government Payments	\$421,000	\$5,353,000
Average Per Farm Receiving Payments	\$4,948	\$6,819

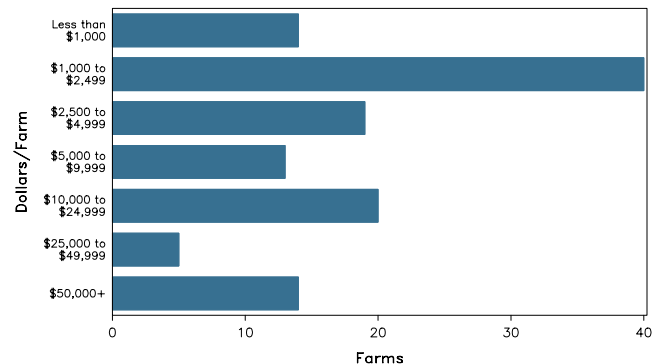
See footnotes on reverse page.

Farms with Women Principal Operators

Farms by Size



Farms by Economic Size



2007 CENSUS OF AGRICULTURE

Warren County – Iowa Farms with Women Principal Operators

Selected Highlights

Item	Farms	Quantity
MARKET VALUE OF AGRICULTURAL PRODUCTS SOLD (\$1,000)		
Total value of agricultural products sold	125	2,669
Value of crops including nursery and greenhouse	49	1,670
Value of livestock, poultry, and their products	40	998
VALUE OF SALES BY COMMODITY GROUP (\$1,000)		
Grains, oilseeds, dry beans, and dry peas	25	1,526
Tobacco	-	-
Cotton and cottonseed	-	-
Vegetables, melons, potatoes and sweet potatoes	5	55
Fruits, tree nuts, and berries	4	(D)
Nursery, greenhouse, floriculture, and sod	2	(D)
Cut Christmas trees and short rotation woody crops	1	(D)
Other crops and hay	20	50
Poultry and eggs	9	8
Cattle and calves	19	(D)
Milk and other dairy products from cows	-	-
Hogs and pigs	3	(D)
Sheep, goats, and their products	7	5
Horses, ponies, mules, burros, and donkeys	13	75
Aquaculture	-	-
Other animals and other animal products	4	(D)
TOP CROP ITEMS (acres)		
Corn for grain	18	2,492
Soybeans for beans	15	1,089
Forage - land used for all hay and haylage, grass silage, and greenchop	37	899
Vegetables harvested for sale	5	12
Cut Christmas trees	1	(D)
TOP LIVESTOCK INVENTORY ITEMS (number)		
Hogs and pigs	4	(D)
Cattle and calves	25	713
Horses and ponies	31	354
Layers	10	257
Sheep and lambs	4	103

Operator Characteristics

Item	Quantity
Primary occupation:	
Farming	29
Other	96
Days worked off farm:	
None	49
Any	76
Years on present farm:	
2 years or less	3
3 to 4 years	15
5 to 9 years	27
10 years or more	80
Age group:	
Under 45 years	15
45 to 64 years	54
65 years and over	56
Average age of principal operator (years)	63.5

Economic Characteristics

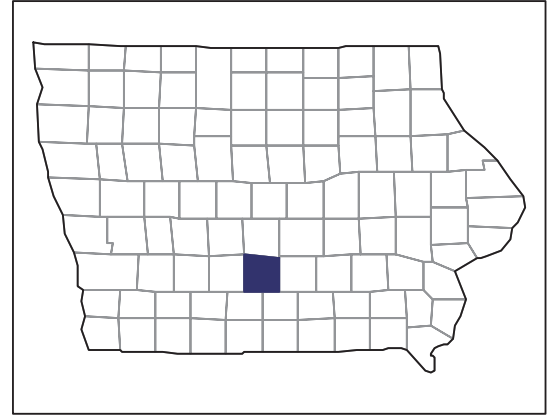
Item	Quantity
Farms by value of sales:	
Less than \$1,000	57
\$1,000 to \$2,499	20
\$2,500 to \$4,999	7
\$5,000 to \$9,999	7
\$10,000 to \$49,999	27
\$50,000 to \$99,999	3
\$100,000 to \$249,999	2
\$250,000 to \$499,999	-
\$500,000 or more	2
Total farm production expenses (\$1,000)	2,680
Average per farm (\$)	21,442
Net cash farm income of operation (\$1,000)	618
Average per farm (\$)	4,942
Value of agricultural products sold directly to individuals for human consumption (\$1,000)	15
Total organic product sales (\$1,000)	(D)
Total income from farm-related sources, gross before taxes and expenses (\$1,000)	209

See "Census of Agriculture, Volume 1, Geographic Area Series" for complete footnotes, explanations, definitions, and methodology.
(D) Cannot be disclosed. (Z) Less than half of the unit shown.

2007 CENSUS OF AGRICULTURE

Warren County – Iowa

Farms with Spanish, Hispanic, or Latino Operators Compared with All Farms



Data are not available at this geographic level for farms with Spanish, Hispanic, or Latino operators.



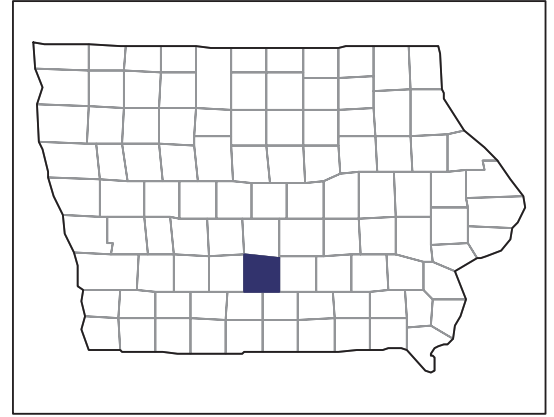
United States Department of Agriculture
National Agricultural Statistics Service

www.agcensus.usda.gov

2007 CENSUS OF AGRICULTURE

Warren County – Iowa

Farms with American Indian or Alaska Native Operators Compared with All Farms



Data are not available at this geographic level for farms with American Indian or Alaska Native operators.



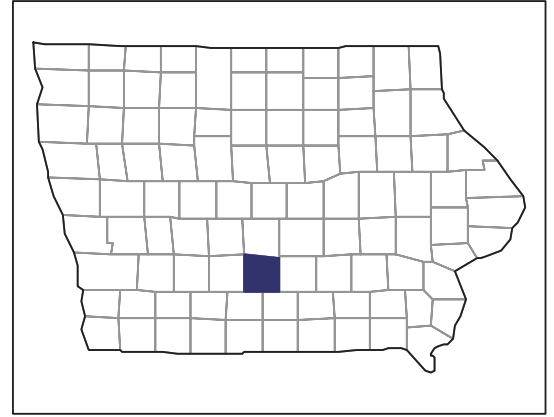
United States Department of Agriculture
National Agricultural Statistics Service

www.agcensus.usda.gov

2007 CENSUS OF AGRICULTURE

Warren County – Iowa

**Farms with Asian Operators
Compared with All Farms**



Data are not available at this geographic level for farms with Asian operators.



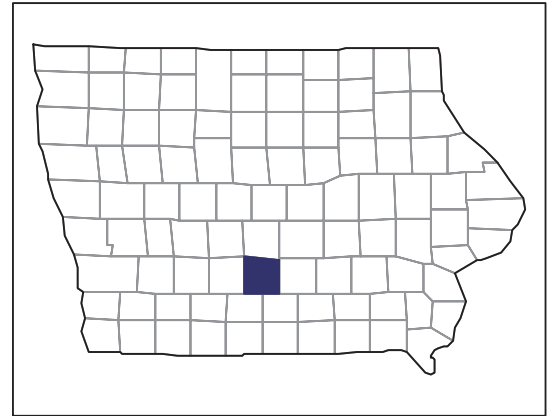
United States Department of Agriculture
National Agricultural Statistics Service

www.agcensus.usda.gov

2007 CENSUS OF AGRICULTURE

Warren County – Iowa

Farms with Black or African American Operators Compared with All Farms



Data are not available at this geographic level for farms with Black or African American operators.



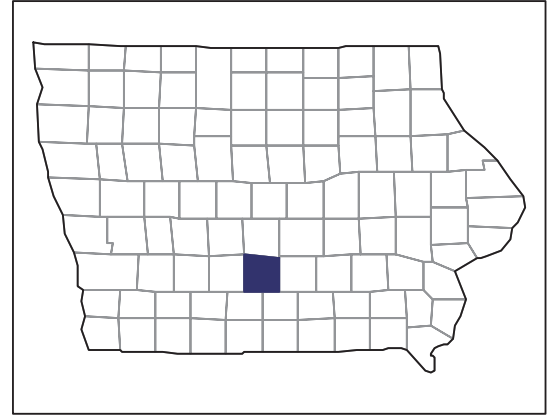
United States Department of Agriculture
National Agricultural Statistics Service

www.agcensus.usda.gov

2007 CENSUS OF AGRICULTURE

Warren County – Iowa

Farms with Native Hawaiian or Other Pacific Islander Operators Compared with All Farms



Data are not available at this geographic level for farms with Native Hawaiian or Other Pacific Islander operators.



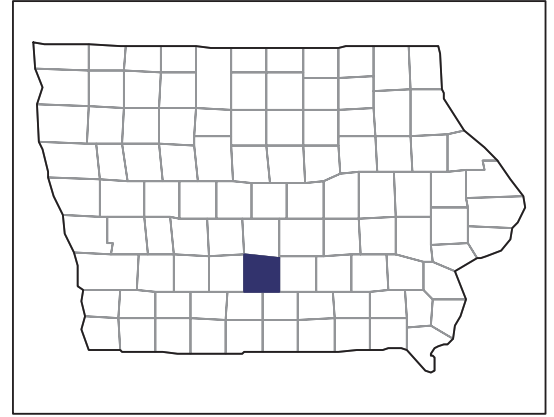
United States Department of Agriculture
National Agricultural Statistics Service

www.agcensus.usda.gov

2007 CENSUS OF AGRICULTURE

Warren County – Iowa

**Farms with White Operators
Compared with All Farms**



Data are not available at this geographic level for farms with White operators.



United States Department of Agriculture
National Agricultural Statistics Service

www.agcensus.usda.gov

