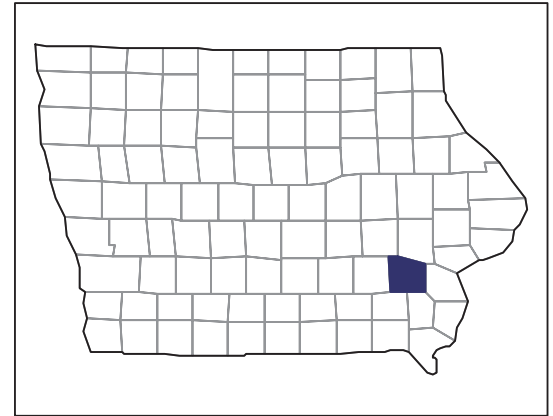


2007 CENSUS OF AGRICULTURE



Washington County – Iowa

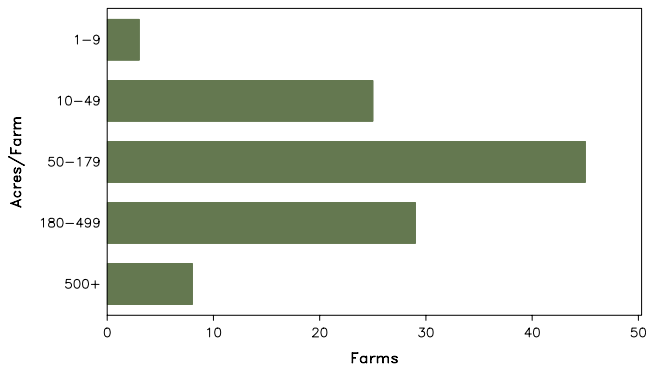
Farms with Women Principal Operators Compared with All Farms

	Women Principal Operators	All Farms
Number of Farms	110	1,257
Land in Farms	17,858 acres	325,836 acres
Average Size of Farm	162 acres	259 acres
Market Value of Products Sold	\$3,915,000	\$269,101,000
Crop Sales	\$2,037,000	\$95,624,000
Livestock Sales	\$1,879,000	\$173,477,000
Average Per Farm	\$35,595	\$214,082
Government Payments	\$1,239,000	\$10,232,000
Average Per Farm Receiving Payments	\$12,518	\$10,071

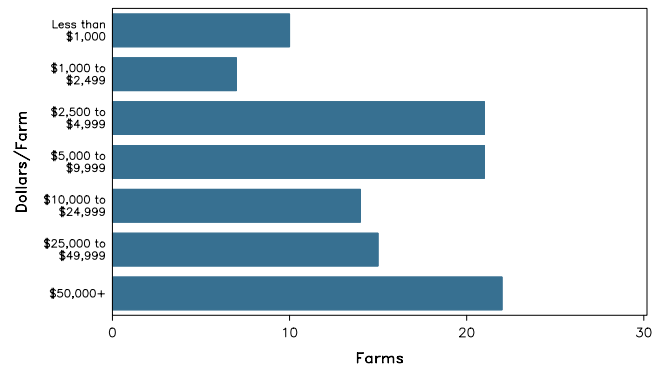
See footnotes on reverse page.

Farms with Women Principal Operators

Farms by Size



Farms by Economic Size



2007 CENSUS OF AGRICULTURE

Washington County – Iowa Farms with Women Principal Operators

Selected Highlights

Item	Farms	Quantity
MARKET VALUE OF AGRICULTURAL PRODUCTS SOLD (\$1,000)		
Total value of agricultural products sold	110	3,915
Value of crops including nursery and greenhouse	23	2,037
Value of livestock, poultry, and their products	18	1,879
VALUE OF SALES BY COMMODITY GROUP (\$1,000)		
Grains, oilseeds, dry beans, and dry peas	18	(D)
Tobacco	-	-
Cotton and cottonseed	-	-
Vegetables, melons, potatoes and sweet potatoes	-	-
Fruits, tree nuts, and berries	2	(D)
Nursery, greenhouse, floriculture, and sod	-	-
Cut Christmas trees and short rotation woody crops	-	-
Other crops and hay	7	(D)
Poultry and eggs	1	(D)
Cattle and calves	14	(D)
Milk and other dairy products from cows	-	-
Hogs and pigs	3	605
Sheep, goats, and their products	1	(D)
Horses, ponies, mules, burros, and donkeys	1	(D)
Aquaculture	-	-
Other animals and other animal products	-	-
TOP CROP ITEMS (acres)		
Corn for grain	16	3,284
Soybeans for beans	10	1,332
Forage - land used for all hay and haylage, grass silage, and greenchop	11	370
Apples	1	(D)
Grapes	1	(D)
TOP LIVESTOCK INVENTORY ITEMS (number)		
Hogs and pigs	4	4,358
Cattle and calves	13	3,017
Goats, all	2	(D)
Horses and ponies	4	45
Pullets for laying flock replacement	1	(D)

Operator Characteristics

Item	Quantity
Primary occupation:	
Farming	30
Other	80
Days worked off farm:	
None	53
Any	57
Years on present farm:	
2 years or less	7
3 to 4 years	8
5 to 9 years	27
10 years or more	68
Age group:	
Under 45 years	13
45 to 64 years	55
65 years and over	42
Average age of principal operator (years)	61.4

Economic Characteristics

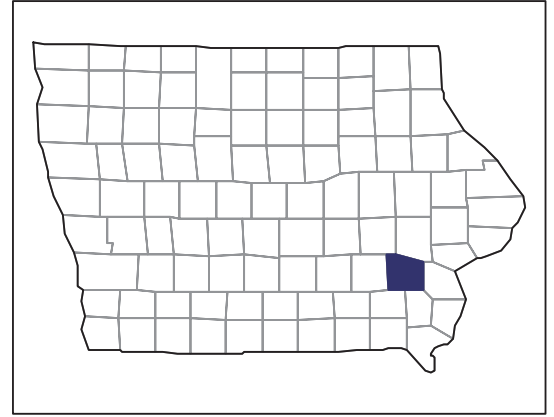
Item	Quantity
Farms by value of sales:	
Less than \$1,000	78
\$1,000 to \$2,499	1
\$2,500 to \$4,999	4
\$5,000 to \$9,999	2
\$10,000 to \$49,999	5
\$50,000 to \$99,999	7
\$100,000 to \$249,999	8
\$250,000 to \$499,999	5
\$500,000 or more	-
Total farm production expenses (\$1,000)	3,955
Average per farm (\$)	35,950
Net cash farm income of operation (\$1,000)	1,940
Average per farm (\$)	17,636
Value of agricultural products sold directly to individuals for human consumption (\$1,000)	(D)
Total organic product sales (\$1,000)	-
Total income from farm-related sources, gross before taxes and expenses (\$1,000)	740

See "Census of Agriculture, Volume 1, Geographic Area Series" for complete footnotes, explanations, definitions, and methodology.
(D) Cannot be disclosed. (Z) Less than half of the unit shown.

2007 CENSUS OF AGRICULTURE

Washington County – Iowa

Farms with Spanish, Hispanic, or Latino Operators Compared with All Farms



Data are not available at this geographic level for farms with Spanish, Hispanic, or Latino operators.



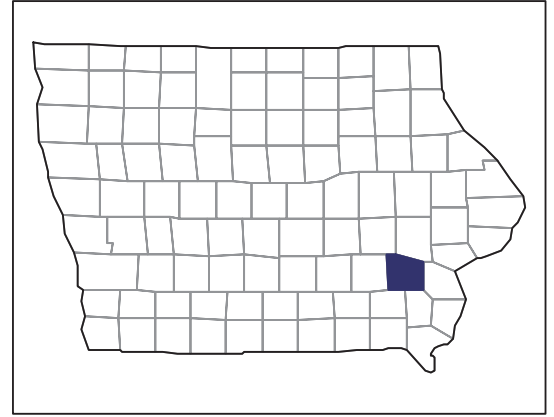
United States Department of Agriculture
National Agricultural Statistics Service

www.agcensus.usda.gov

2007 CENSUS OF AGRICULTURE

Washington County – Iowa

Farms with American Indian or Alaska Native Operators Compared with All Farms



Data are not available at this geographic level for farms with American Indian or Alaska Native operators.



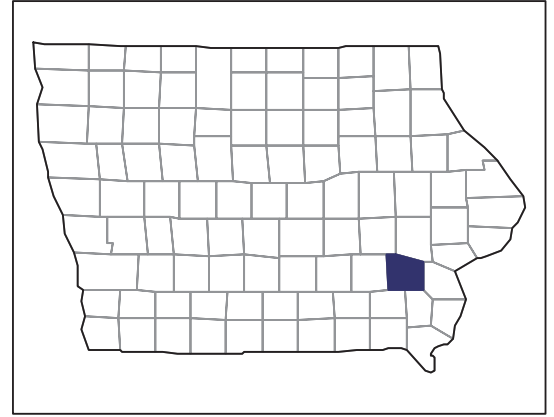
United States Department of Agriculture
National Agricultural Statistics Service

www.agcensus.usda.gov

2007 CENSUS OF AGRICULTURE

Washington County – Iowa

Farms with Asian Operators
Compared with All Farms



Data are not available at this geographic level for farms with Asian operators.



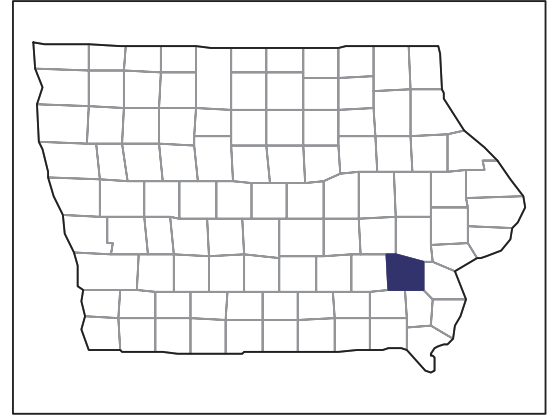
United States Department of Agriculture
National Agricultural Statistics Service

www.agcensus.usda.gov

2007 CENSUS OF AGRICULTURE

Washington County – Iowa

Farms with Black or African American Operators Compared with All Farms



Data are not available at this geographic level for farms with Black or African American operators.



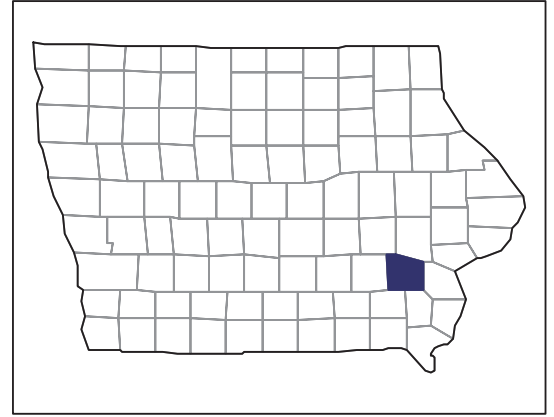
United States Department of Agriculture
National Agricultural Statistics Service

www.agcensus.usda.gov

2007 CENSUS OF AGRICULTURE

Washington County – Iowa

Farms with Native Hawaiian or Other Pacific Islander Operators Compared with All Farms



Data are not available at this geographic level for farms with Native Hawaiian or Other Pacific Islander operators.



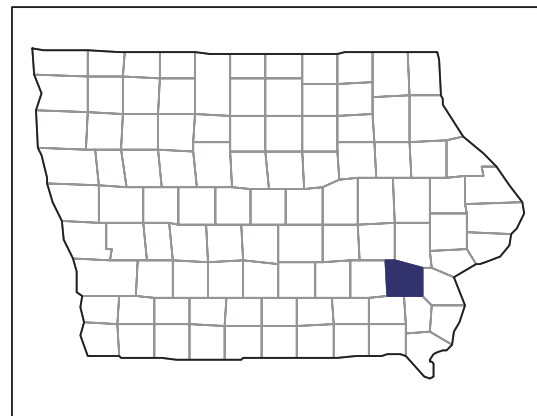
United States Department of Agriculture
National Agricultural Statistics Service

www.agcensus.usda.gov

2007 CENSUS OF AGRICULTURE

Washington County – Iowa

Farms with White Operators
Compared with All Farms



Data are not available at this geographic level for farms with White operators.



United States Department of Agriculture
National Agricultural Statistics Service

www.agcensus.usda.gov

