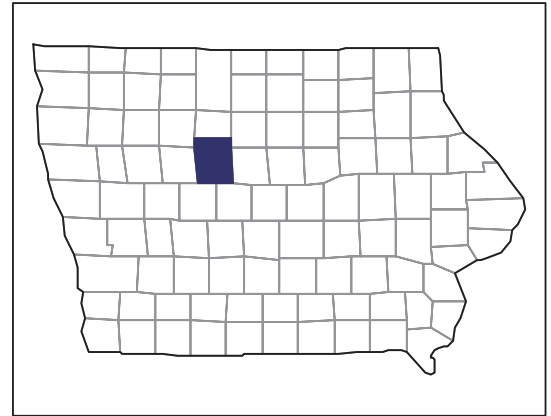


2007 CENSUS OF AGRICULTURE



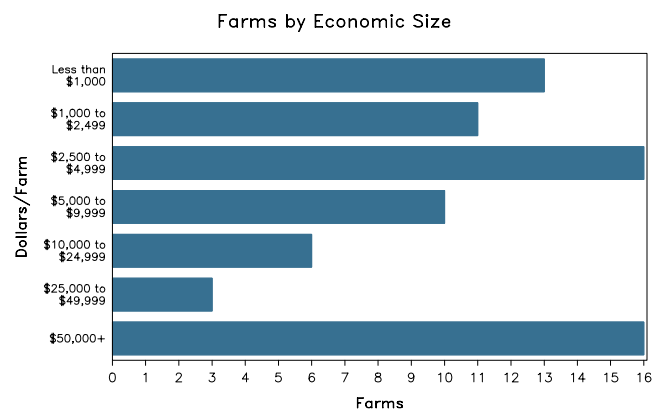
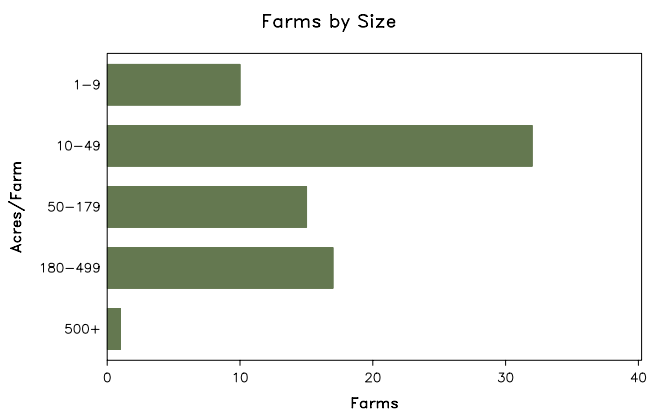
Webster County – Iowa

Farms with Women Principal Operators Compared with All Farms

	Women Principal Operators	All Farms
Number of Farms	75	1,103
Land in Farms	7,700 acres	453,930 acres
Average Size of Farm	103 acres	412 acres
Market Value of Products Sold	\$1,369,000	\$270,748,000
Crop Sales	(D)	\$191,433,000
Livestock Sales	(D)	\$79,315,000
Average Per Farm	\$18,249	\$245,465
Government Payments	\$253,000	\$10,462,000
Average Per Farm Receiving Payments	\$4,150	\$10,730

See footnotes on reverse page.

Farms with Women Principal Operators



2007 CENSUS OF AGRICULTURE

Webster County – Iowa Farms with Women Principal Operators

Selected Highlights

Item	Farms	Quantity
MARKET VALUE OF AGRICULTURAL PRODUCTS SOLD (\$1,000)		
Total value of agricultural products sold	75	1,369
Value of crops including nursery and greenhouse	26	(D)
Value of livestock, poultry, and their products	1	(D)
VALUE OF SALES BY COMMODITY GROUP (\$1,000)		
Grains, oilseeds, dry beans, and dry peas	21	(D)
Tobacco	-	-
Cotton and cottonseed	-	-
Vegetables, melons, potatoes and sweet potatoes	1	(D)
Fruits, tree nuts, and berries	1	(D)
Nursery, greenhouse, floriculture, and sod	3	15
Cut Christmas trees and short rotation woody crops	1	(D)
Other crops and hay	2	(D)
Poultry and eggs	-	-
Cattle and calves	-	-
Milk and other dairy products from cows	-	-
Hogs and pigs	-	-
Sheep, goats, and their products	-	-
Horses, ponies, mules, burros, and donkeys	-	-
Aquaculture	-	-
Other animals and other animal products	1	(D)
TOP CROP ITEMS (acres)		
Corn for grain	18	2,292
Soybeans for beans	18	1,364
Cut Christmas trees	1	(D)
Forage - land used for all hay and haylage, grass silage, and greenchop	1	(D)
Herbs, dried	1	(D)
TOP LIVESTOCK INVENTORY ITEMS (number)		
Ducks	6	180
Horses and ponies	9	74
Goats, all	6	12
Colonies of bees	1	(D)

Operator Characteristics

Item	Quantity
Primary occupation:	
Farming	24
Other	51
Days worked off farm:	
None	41
Any	34
Years on present farm:	
2 years or less	2
3 to 4 years	5
5 to 9 years	15
10 years or more	53
Age group:	
Under 45 years	2
45 to 64 years	36
65 years and over	37
Average age of principal operator (years)	67.9

Economic Characteristics

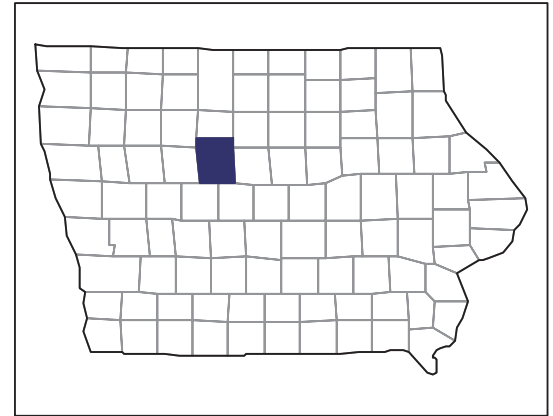
Item	Quantity
Farms by value of sales:	
Less than \$1,000	49
\$1,000 to \$2,499	1
\$2,500 to \$4,999	1
\$5,000 to \$9,999	4
\$10,000 to \$49,999	6
\$50,000 to \$99,999	10
\$100,000 to \$249,999	4
\$250,000 to \$499,999	-
\$500,000 or more	-
Total farm production expenses (\$1,000)	988
Average per farm (\$)	13,179
Net cash farm income of operation (\$1,000)	3,006
Average per farm (\$)	40,083
Value of agricultural products sold directly to individuals for human consumption (\$1,000)	(D)
Total organic product sales (\$1,000)	(D)
Total income from farm-related sources, gross before taxes and expenses (\$1,000)	2,373

See "Census of Agriculture, Volume 1, Geographic Area Series" for complete footnotes, explanations, definitions, and methodology.
(D) Cannot be disclosed. (Z) Less than half of the unit shown.

2007 CENSUS OF AGRICULTURE

Webster County – Iowa

Farms with Spanish, Hispanic, or Latino Operators Compared with All Farms



Data are not available at this geographic level for farms with Spanish, Hispanic, or Latino operators.



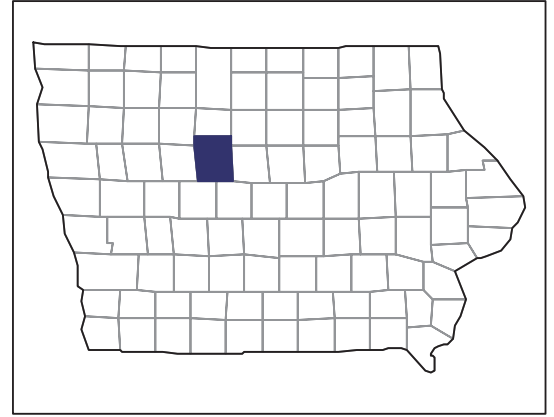
United States Department of Agriculture
National Agricultural Statistics Service

www.agcensus.usda.gov

2007 CENSUS OF AGRICULTURE

Webster County – Iowa

Farms with American Indian or Alaska Native Operators Compared with All Farms



Data are not available at this geographic level for farms with American Indian or Alaska Native operators.



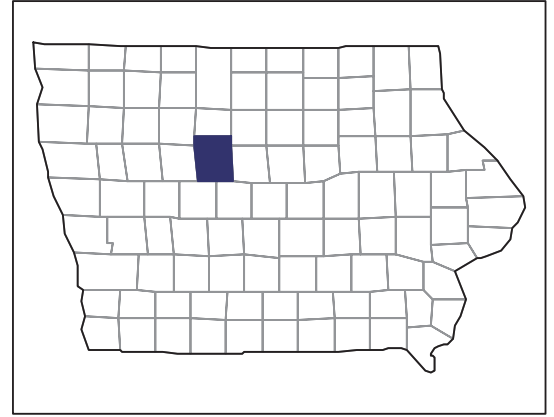
United States Department of Agriculture
National Agricultural Statistics Service

www.agcensus.usda.gov

2007 CENSUS OF AGRICULTURE

Webster County – Iowa

**Farms with Asian Operators
Compared with All Farms**



Data are not available at this geographic level for farms with Asian operators.



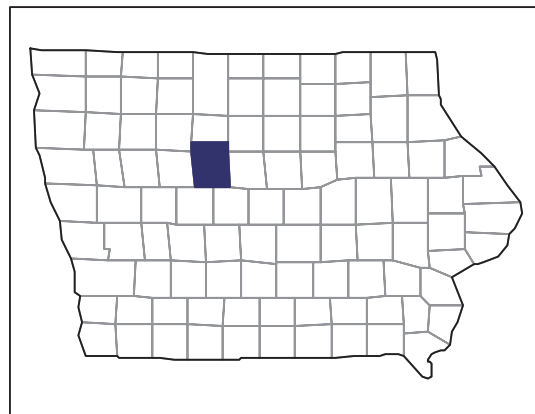
United States Department of Agriculture
National Agricultural Statistics Service

www.agcensus.usda.gov

2007 CENSUS OF AGRICULTURE

Webster County – Iowa

Farms with Black or African American Operators Compared with All Farms



Data are not available at this geographic level for farms with Black or African American operators.



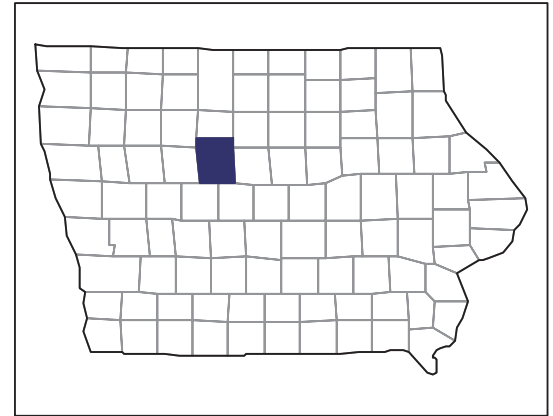
United States Department of Agriculture
National Agricultural Statistics Service

www.agcensus.usda.gov

2007 CENSUS OF AGRICULTURE

Webster County – Iowa

Farms with Native Hawaiian or Other Pacific Islander Operators Compared with All Farms



Data are not available at this geographic level for farms with Native Hawaiian or Other Pacific Islander operators.



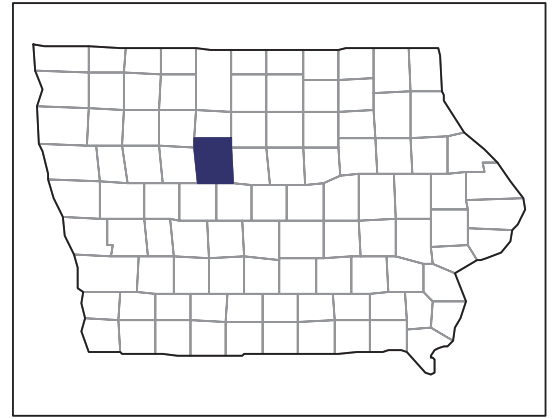
United States Department of Agriculture
National Agricultural Statistics Service

www.agcensus.usda.gov

2007 CENSUS OF AGRICULTURE

Webster County – Iowa

**Farms with White Operators
Compared with All Farms**



Data are not available at this geographic level for farms with White operators.



United States Department of Agriculture
National Agricultural Statistics Service

www.agcensus.usda.gov

