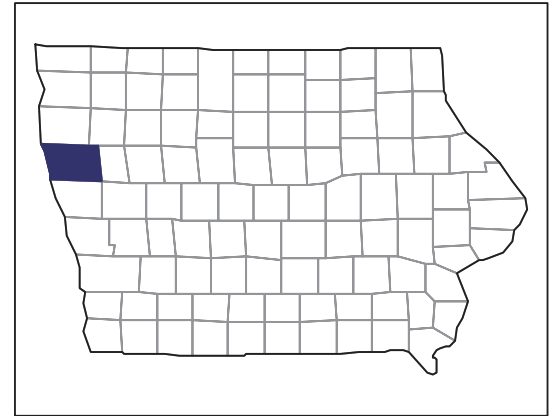


# 2007 CENSUS OF AGRICULTURE



## Woodbury County – Iowa

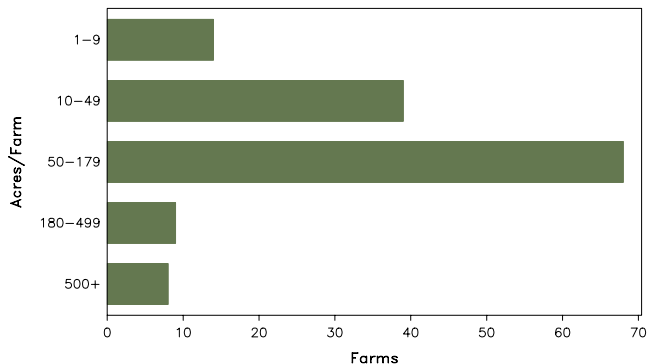
### Farms with Women Principal Operators Compared with All Farms

	Women Principal Operators	All Farms
<b>Number of Farms</b>	138	1,149
<b>Land in Farms</b>	18,098 acres	445,554 acres
<b>Average Size of Farm</b>	131 acres	388 acres
<b>Market Value of Products Sold</b>	\$2,732,000	\$244,578,000
Crop Sales	\$2,081,000	\$140,510,000
Livestock Sales	\$651,000	\$104,068,000
Average Per Farm	\$19,795	\$212,862
<b>Government Payments</b>	\$708,000	\$8,623,000
Average Per Farm Receiving Payments	\$6,269	\$9,624

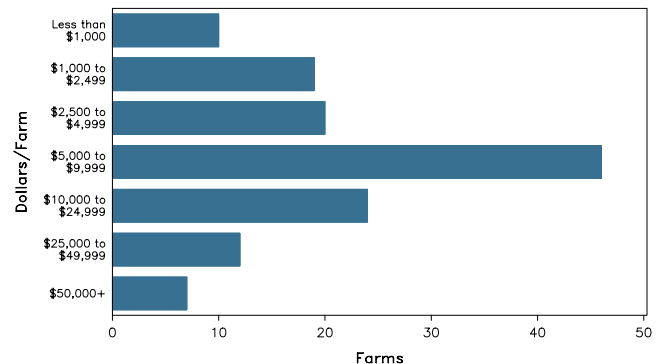
See footnotes on reverse page.

### Farms with Women Principal Operators

Farms by Size



Farms by Economic Size



# 2007 CENSUS OF AGRICULTURE

## Woodbury County – Iowa Farms with Women Principal Operators

### Selected Highlights

Item	Farms	Quantity
<b>MARKET VALUE OF AGRICULTURAL PRODUCTS SOLD (\$1,000)</b>		
Total value of agricultural products sold	138	2,732
Value of crops including nursery and greenhouse	29	2,081
Value of livestock, poultry, and their products	29	651
<b>VALUE OF SALES BY COMMODITY GROUP (\$1,000)</b>		
Grains, oilseeds, dry beans, and dry peas	24	2,063
Tobacco	-	-
Cotton and cottonseed	-	-
Vegetables, melons, potatoes and sweet potatoes	2	(D)
Fruits, tree nuts, and berries	1	(D)
Nursery, greenhouse, floriculture, and sod	-	-
Cut Christmas trees and short rotation woody crops	-	-
Other crops and hay	4	(D)
Poultry and eggs	6	6
Cattle and calves	13	475
Milk and other dairy products from cows	2	(D)
Hogs and pigs	4	(D)
Sheep, goats, and their products	4	28
Horses, ponies, mules, burros, and donkeys	5	7
Aquaculture	-	-
Other animals and other animal products	1	(D)
<b>TOP CROP ITEMS (acres)</b>		
Corn for grain	18	2,749
Soybeans for beans	15	2,231
Forage - land used for all hay and haylage, grass silage, and greenchop	10	236
Oats for grain	1	(D)
Corn for silage or greenchop	2	(D)
<b>TOP LIVESTOCK INVENTORY ITEMS (number)</b>		
Hogs and pigs	4	(D)
Cattle and calves	17	1,323
Sheep and lambs	3	153
Layers	3	82
Horses and ponies	10	73

### Operator Characteristics

Item	Quantity
Primary occupation:	
Farming	32
Other	106
Days worked off farm:	
None	72
Any	66
Years on present farm:	
2 years or less	10
3 to 4 years	3
5 to 9 years	33
10 years or more	92
Age group:	
Under 45 years	11
45 to 64 years	58
65 years and over	69
Average age of principal operator (years)	64.9

### Economic Characteristics

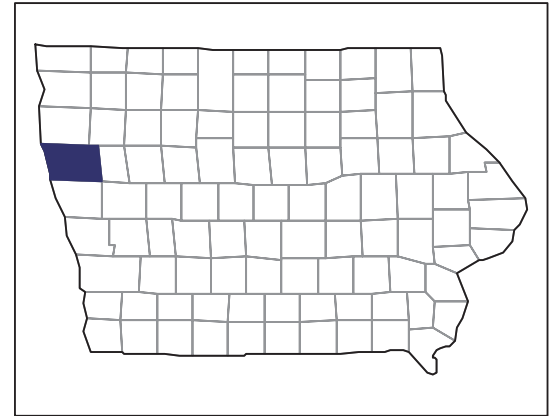
Item	Quantity
Farms by value of sales:	
Less than \$1,000	91
\$1,000 to \$2,499	6
\$2,500 to \$4,999	2
\$5,000 to \$9,999	18
\$10,000 to \$49,999	14
\$50,000 to \$99,999	2
\$100,000 to \$249,999	-
\$250,000 to \$499,999	5
\$500,000 or more	-
Total farm production expenses (\$1,000)	2,909
Average per farm (\$)	21,078
Net cash farm income of operation (\$1,000)	1,273
Average per farm (\$)	9,221
Value of agricultural products sold directly to individuals for human consumption (\$1,000)	(D)
Total organic product sales (\$1,000)	-
Total income from farm-related sources, gross before taxes and expenses (\$1,000)	741

See "Census of Agriculture, Volume 1, Geographic Area Series" for complete footnotes, explanations, definitions, and methodology.  
(D) Cannot be disclosed. (Z) Less than half of the unit shown.

# 2007 CENSUS OF AGRICULTURE

## Woodbury County – Iowa

### Farms with Spanish, Hispanic, or Latino Operators Compared with All Farms



Data are not available at this geographic level for farms with Spanish, Hispanic, or Latino operators.



United States Department of Agriculture  
National Agricultural Statistics Service

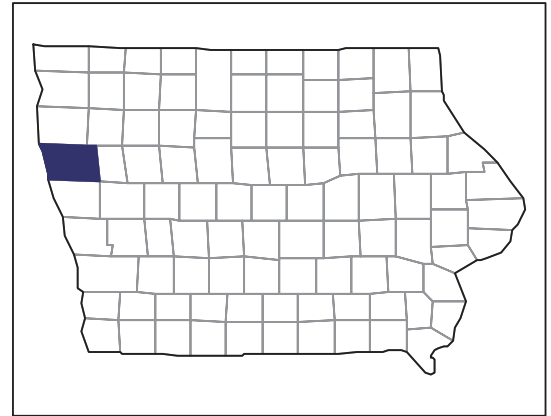
[www.agcensus.usda.gov](http://www.agcensus.usda.gov)



# 2007 CENSUS OF AGRICULTURE

Woodbury County – Iowa

Farms with American Indian or Alaska Native Operators Compared with All Farms



Data are not available at this geographic level for farms with American Indian or Alaska Native operators.



United States Department of Agriculture  
National Agricultural Statistics Service

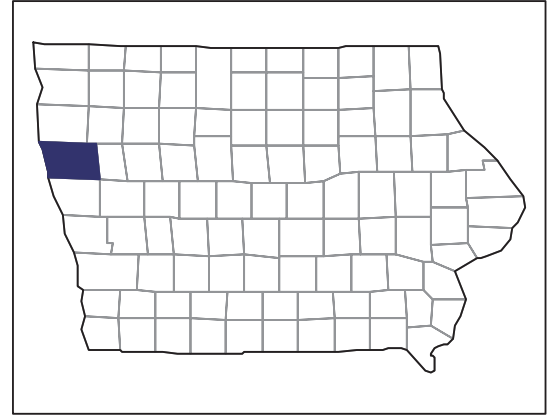
[www.agcensus.usda.gov](http://www.agcensus.usda.gov)



# 2007 CENSUS OF AGRICULTURE

Woodbury County – Iowa

Farms with Asian Operators  
Compared with All Farms



Data are not available at this geographic level for farms with Asian operators.



United States Department of Agriculture  
National Agricultural Statistics Service

[www.agcensus.usda.gov](http://www.agcensus.usda.gov)

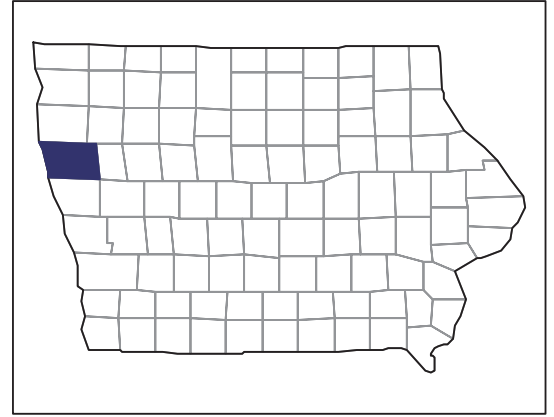




# 2007 CENSUS OF AGRICULTURE

Woodbury County – Iowa

Farms with Black or African American Operators Compared with All Farms



Data are not available at this geographic level for farms with Black or African American operators.



United States Department of Agriculture  
National Agricultural Statistics Service

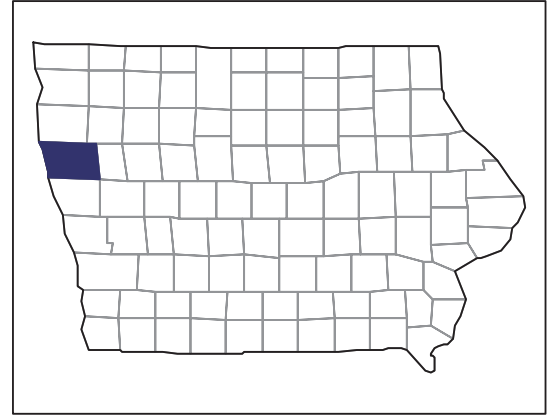
[www.agcensus.usda.gov](http://www.agcensus.usda.gov)



# 2007 CENSUS OF AGRICULTURE

## Woodbury County – Iowa

### Farms with Native Hawaiian or Other Pacific Islander Operators Compared with All Farms



Data are not available at this geographic level for farms with Native Hawaiian or Other Pacific Islander operators.



United States Department of Agriculture  
National Agricultural Statistics Service

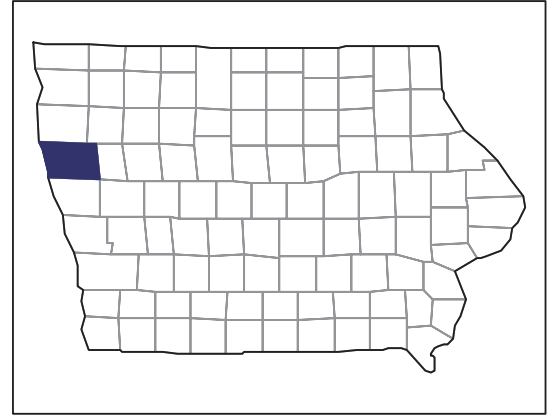
[www.agcensus.usda.gov](http://www.agcensus.usda.gov)



# 2007 CENSUS OF AGRICULTURE

Woodbury County – Iowa

Farms with White Operators  
Compared with All Farms



Data are not available at this geographic level for farms with White operators.



United States Department of Agriculture  
National Agricultural Statistics Service

[www.agcensus.usda.gov](http://www.agcensus.usda.gov)

