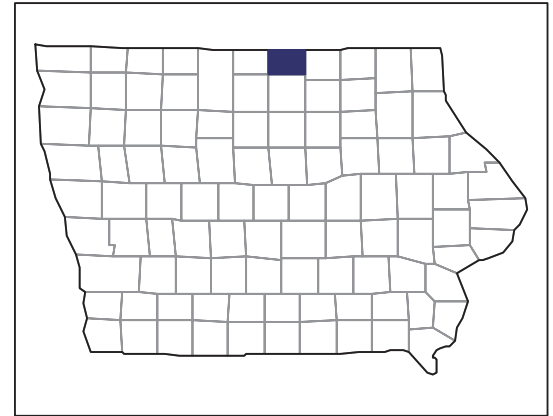


2007 CENSUS OF AGRICULTURE



Worth County – Iowa

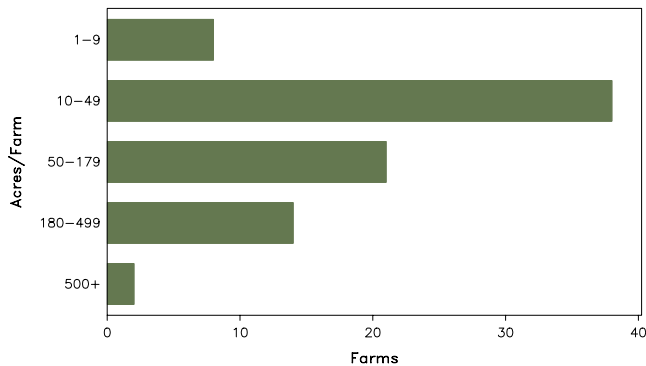
Farms with Women Principal Operators Compared with All Farms

	Women Principal Operators	All Farms
Number of Farms	83	683
Land in Farms	9,936 acres	231,605 acres
Average Size of Farm	120 acres	339 acres
Market Value of Products Sold	\$1,792,000	\$105,030,000
Crop Sales	\$1,763,000	\$90,635,000
Livestock Sales	\$29,000	\$14,395,000
Average Per Farm	\$21,591	\$153,778
Government Payments	\$538,000	\$6,199,000
Average Per Farm Receiving Payments	\$6,724	\$10,614

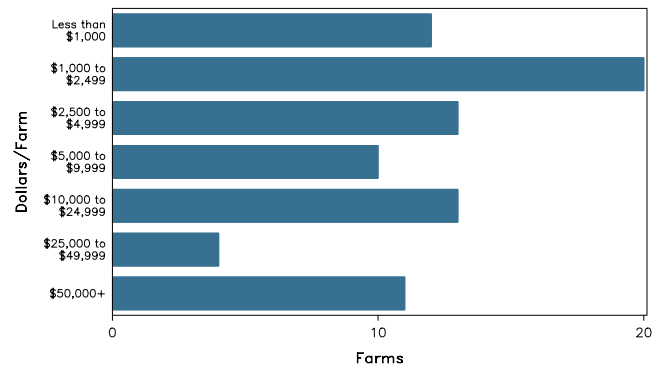
See footnotes on reverse page.

Farms with Women Principal Operators

Farms by Size



Farms by Economic Size



2007 CENSUS OF AGRICULTURE

Worth County – Iowa Farms with Women Principal Operators

Selected Highlights

Item	Farms	Quantity
MARKET VALUE OF AGRICULTURAL PRODUCTS SOLD (\$1,000)		
Total value of agricultural products sold	83	1,792
Value of crops including nursery and greenhouse	14	1,763
Value of livestock, poultry, and their products	4	29
VALUE OF SALES BY COMMODITY GROUP (\$1,000)		
Grains, oilseeds, dry beans, and dry peas	14	(D)
Tobacco	-	-
Cotton and cottonseed	-	-
Vegetables, melons, potatoes and sweet potatoes	-	-
Fruits, tree nuts, and berries	-	-
Nursery, greenhouse, floriculture, and sod	-	-
Cut Christmas trees and short rotation woody crops	-	-
Other crops and hay	1	(D)
Poultry and eggs	1	(D)
Cattle and calves	3	26
Milk and other dairy products from cows	-	-
Hogs and pigs	1	(D)
Sheep, goats, and their products	-	-
Horses, ponies, mules, burros, and donkeys	-	-
Aquaculture	1	(D)
Other animals and other animal products	-	-
TOP CROP ITEMS (acres)		
Corn for grain	14	2,836
Soybeans for beans	14	2,675
Forage - land used for all hay and haylage, grass silage, and greenchop	5	43
TOP LIVESTOCK INVENTORY ITEMS (number)		
Cattle and calves	4	67
Horses and ponies	2	(D)
Layers	1	(D)
Hogs and pigs	1	(D)
Turkeys	1	(D)

Operator Characteristics

Item	Quantity
Primary occupation:	
Farming	19
Other	64
Days worked off farm:	
None	48
Any	35
Years on present farm:	
2 years or less	4
3 to 4 years	3
5 to 9 years	11
10 years or more	65
Age group:	
Under 45 years	3
45 to 64 years	37
65 years and over	43
Average age of principal operator (years)	63.6

Economic Characteristics

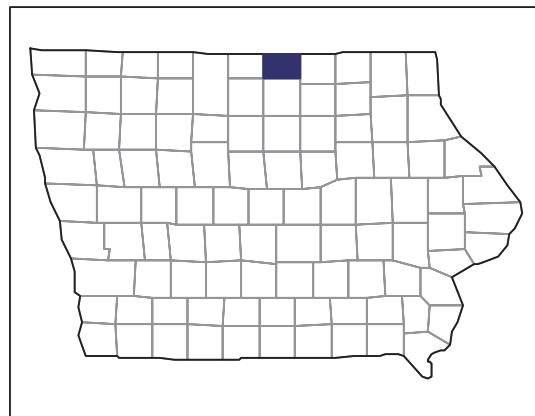
Item	Quantity
Farms by value of sales:	
Less than \$1,000	68
\$1,000 to \$2,499	-
\$2,500 to \$4,999	1
\$5,000 to \$9,999	1
\$10,000 to \$49,999	2
\$50,000 to \$99,999	8
\$100,000 to \$249,999	1
\$250,000 to \$499,999	1
\$500,000 or more	1
Total farm production expenses (\$1,000)	1,932
Average per farm (\$)	23,275
Net cash farm income of operation (\$1,000)	1,358
Average per farm (\$)	16,360
Value of agricultural products sold directly to individuals for human consumption (\$1,000)	-
Total organic product sales (\$1,000)	-
Total income from farm-related sources, gross before taxes and expenses (\$1,000)	960

See "Census of Agriculture, Volume 1, Geographic Area Series" for complete footnotes, explanations, definitions, and methodology.
(D) Cannot be disclosed. (Z) Less than half of the unit shown.

2007 CENSUS OF AGRICULTURE

Worth County – Iowa

Farms with Spanish, Hispanic, or Latino Operators Compared with All Farms



Data are not available at this geographic level for farms with Spanish, Hispanic, or Latino operators.



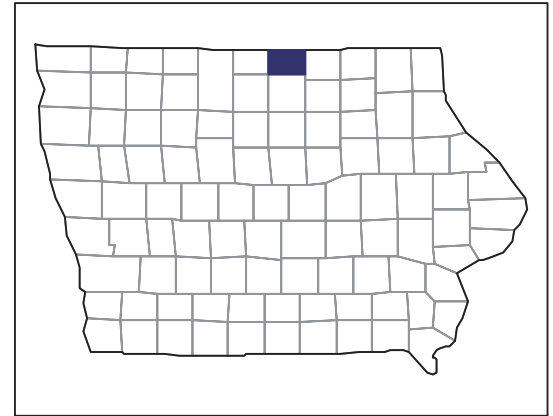
United States Department of Agriculture
National Agricultural Statistics Service

www.agcensus.usda.gov

2007 CENSUS OF AGRICULTURE

Worth County – Iowa

Farms with American Indian or Alaska Native Operators Compared with All Farms



Data are not available at this geographic level for farms with American Indian or Alaska Native operators.



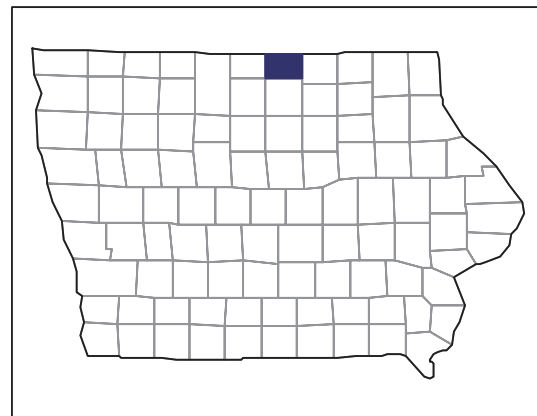
United States Department of Agriculture
National Agricultural Statistics Service

www.agcensus.usda.gov

2007 CENSUS OF AGRICULTURE

Worth County – Iowa

Farms with Asian Operators
Compared with All Farms



Data are not available at this geographic level for farms with Asian operators.



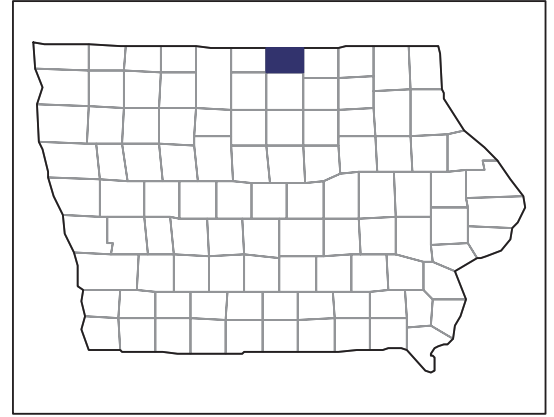
United States Department of Agriculture
National Agricultural Statistics Service

www.agcensus.usda.gov

2007 CENSUS OF AGRICULTURE

Worth County – Iowa

Farms with Black or African American Operators Compared with All Farms



Data are not available at this geographic level for farms with Black or African American operators.



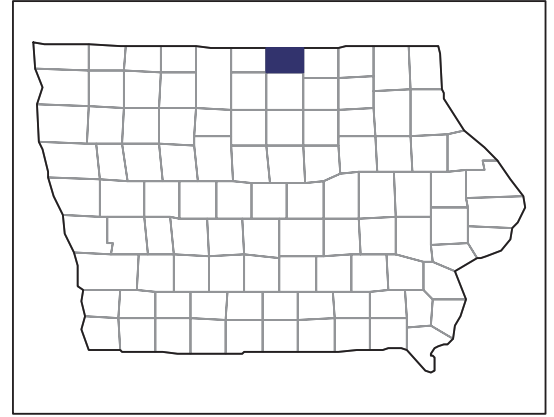
United States Department of Agriculture
National Agricultural Statistics Service

www.agcensus.usda.gov

2007 CENSUS OF AGRICULTURE

Worth County – Iowa

Farms with Native Hawaiian or Other Pacific Islander Operators Compared with All Farms



Data are not available at this geographic level for farms with Native Hawaiian or Other Pacific Islander operators.



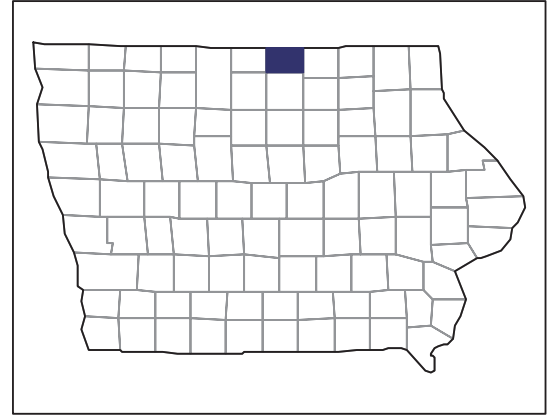
United States Department of Agriculture
National Agricultural Statistics Service

www.agcensus.usda.gov

2007 CENSUS OF AGRICULTURE

Worth County – Iowa

Farms with White Operators
Compared with All Farms



Data are not available at this geographic level for farms with White operators.



United States Department of Agriculture
National Agricultural Statistics Service

www.agcensus.usda.gov

