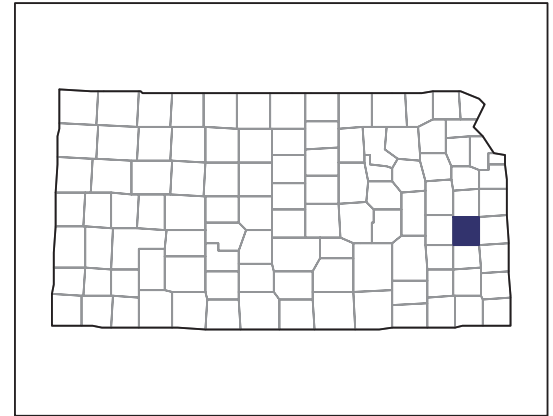


2007 CENSUS OF AGRICULTURE



Anderson County – Kansas

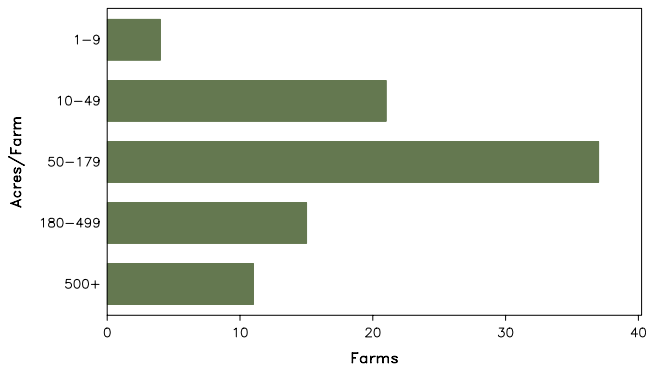
Farms with Women Principal Operators Compared with All Farms

	Women Principal Operators	All Farms
Number of Farms	88	715
Land in Farms	23,211 acres	367,192 acres
Average Size of Farm	264 acres	514 acres
Market Value of Products Sold	\$3,126,000	\$61,105,000
Crop Sales	\$1,546,000	\$33,029,000
Livestock Sales	\$1,580,000	\$28,076,000
Average Per Farm	\$35,519	\$85,461
Government Payments	\$162,000	\$2,651,000
Average Per Farm Receiving Payments	\$3,052	\$5,443

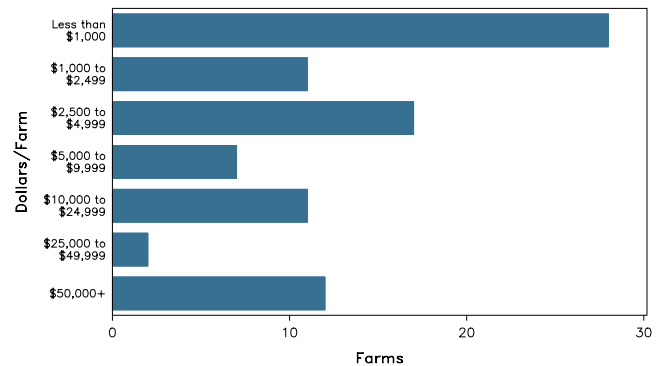
See footnotes on reverse page.

Farms with Women Principal Operators

Farms by Size



Farms by Economic Size



2007 CENSUS OF AGRICULTURE

Anderson County – Kansas Farms with Women Principal Operators

Selected Highlights

Item	Farms	Quantity
MARKET VALUE OF AGRICULTURAL PRODUCTS SOLD (\$1,000)		
Total value of agricultural products sold	88	3,126
Value of crops including nursery and greenhouse	50	1,546
Value of livestock, poultry, and their products	33	1,580
VALUE OF SALES BY COMMODITY GROUP (\$1,000)		
Grains, oilseeds, dry beans, and dry peas	27	(D)
Tobacco	-	-
Cotton and cottonseed	-	-
Vegetables, melons, potatoes and sweet potatoes	-	-
Fruits, tree nuts, and berries	-	-
Nursery, greenhouse, floriculture, and sod	-	-
Cut Christmas trees and short rotation woody crops	-	-
Other crops and hay	29	(D)
Poultry and eggs	4	(D)
Cattle and calves	28	1,316
Milk and other dairy products from cows	2	(D)
Hogs and pigs	2	(D)
Sheep, goats, and their products	3	1
Horses, ponies, mules, burros, and donkeys	2	(D)
Aquaculture	-	-
Other animals and other animal products	-	-
TOP CROP ITEMS (acres)		
Forage - land used for all hay and haylage, grass silage, and greenchop	44	3,773
Corn for grain	12	1,992
Soybeans for beans	15	1,650
Wheat for grain, all	17	1,384
Sorghum for grain	4	230
TOP LIVESTOCK INVENTORY ITEMS (number)		
Cattle and calves	30	3,413
Hogs and pigs	2	(D)
Layers	4	122
Horses and ponies	21	97
Goats, all	2	(D)

Operator Characteristics

Item	Quantity
Primary occupation:	
Farming	30
Other	58
Days worked off farm:	
None	33
Any	55
Years on present farm:	
2 years or less	15
3 to 4 years	3
5 to 9 years	15
10 years or more	55
Age group:	
Under 45 years	10
45 to 64 years	42
65 years and over	36
Average age of principal operator (years)	62.1

Economic Characteristics

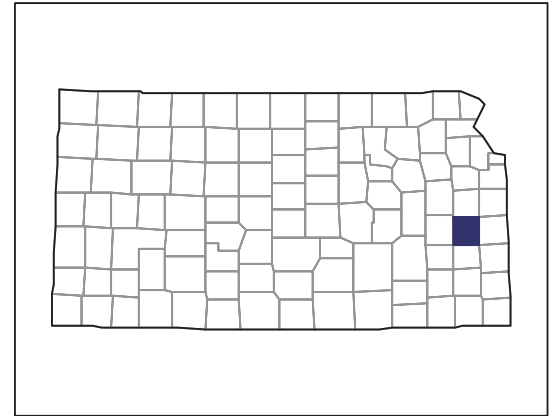
Item	Quantity
Farms by value of sales:	
Less than \$1,000	40
\$1,000 to \$2,499	8
\$2,500 to \$4,999	10
\$5,000 to \$9,999	5
\$10,000 to \$49,999	13
\$50,000 to \$99,999	3
\$100,000 to \$249,999	4
\$250,000 to \$499,999	4
\$500,000 or more	1
Total farm production expenses (\$1,000)	(D)
Average per farm (\$)	(D)
Net cash farm income of operation (\$1,000)	1,407
Average per farm (\$)	15,993
Value of agricultural products sold directly to individuals for human consumption (\$1,000)	1
Total organic product sales (\$1,000)	-
Total income from farm-related sources, gross before taxes and expenses (\$1,000)	88

See "Census of Agriculture, Volume 1, Geographic Area Series" for complete footnotes, explanations, definitions, and methodology.
(D) Cannot be disclosed. (Z) Less than half of the unit shown.

2007 CENSUS OF AGRICULTURE

Anderson County – Kansas

Farms with Spanish, Hispanic, or Latino Operators Compared with All Farms



Data are not available at this geographic level for farms with Spanish, Hispanic, or Latino operators.



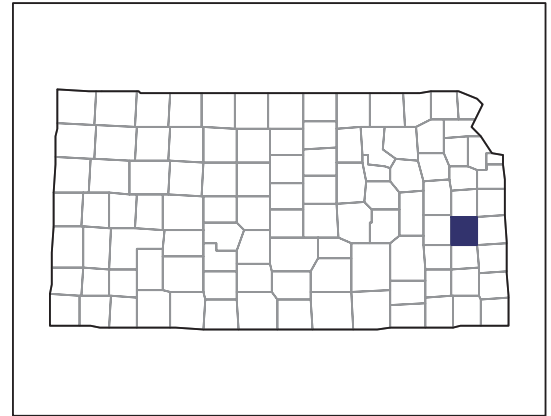
United States Department of Agriculture
National Agricultural Statistics Service

www.agcensus.usda.gov

2007 CENSUS OF AGRICULTURE

Anderson County – Kansas

Farms with American Indian or Alaska Native Operators Compared with All Farms



Data are not available at this geographic level for farms with American Indian or Alaska Native operators.



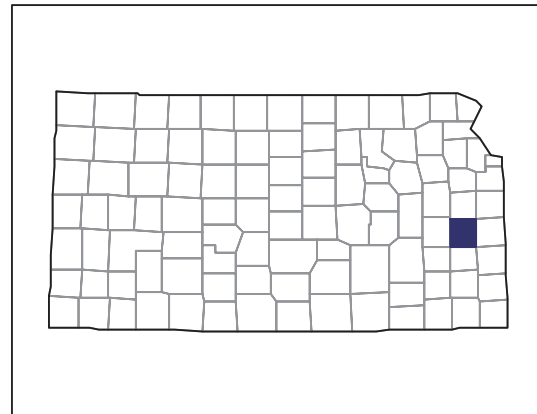
United States Department of Agriculture
National Agricultural Statistics Service

www.agcensus.usda.gov

2007 CENSUS OF AGRICULTURE

Anderson County – Kansas

Farms with Asian Operators Compared with All Farms



Data are not available at this geographic level for farms with Asian operators.



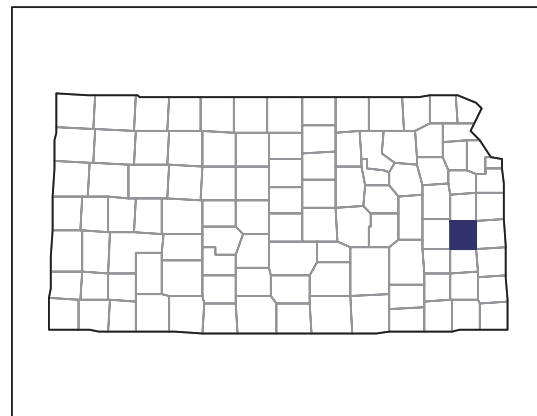
United States Department of Agriculture
National Agricultural Statistics Service

www.agcensus.usda.gov

2007 CENSUS OF AGRICULTURE

Anderson County – Kansas

Farms with Black or African American Operators Compared with All Farms



Data are not available at this geographic level for farms with Black or African American operators.



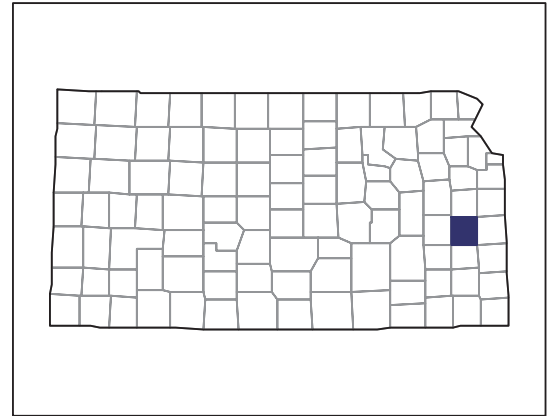
United States Department of Agriculture
National Agricultural Statistics Service

www.agcensus.usda.gov

2007 CENSUS OF AGRICULTURE

Anderson County – Kansas

Farms with Native Hawaiian or Other Pacific Islander Operators Compared with All Farms



Data are not available at this geographic level for farms with Native Hawaiian or Other Pacific Islander operators.



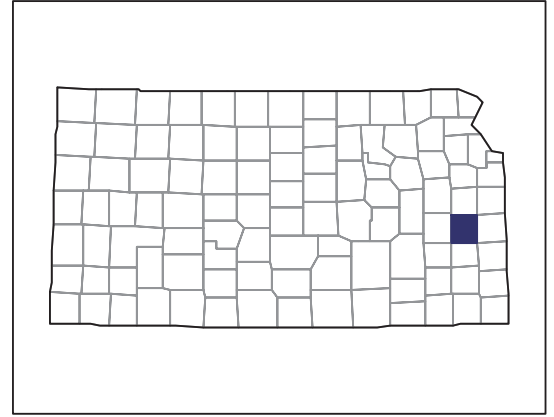
United States Department of Agriculture
National Agricultural Statistics Service

www.agcensus.usda.gov

2007 CENSUS OF AGRICULTURE

Anderson County – Kansas

Farms with White Operators Compared with All Farms



Data are not available at this geographic level for farms with White operators.



United States Department of Agriculture
National Agricultural Statistics Service

www.agcensus.usda.gov

