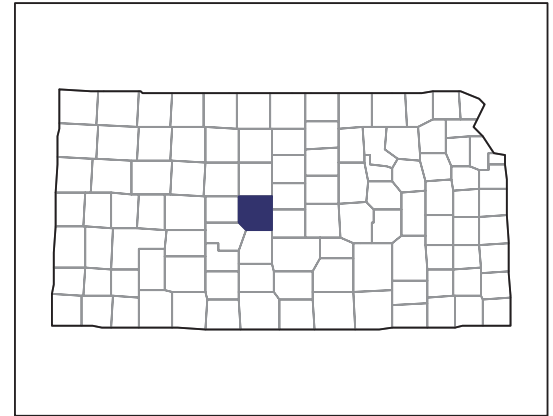


2007 CENSUS OF AGRICULTURE



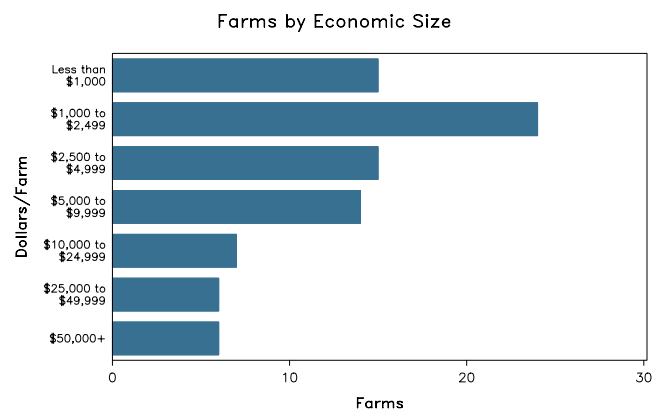
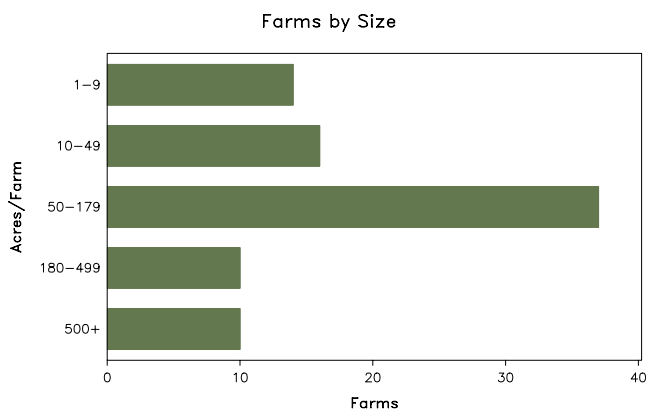
Barton County – Kansas

Farms with Women Principal Operators Compared with All Farms

	Women Principal Operators	All Farms
Number of Farms	87	678
Land in Farms	17,934 acres	558,977 acres
Average Size of Farm	206 acres	824 acres
Market Value of Products Sold	\$1,093,000	\$282,786,000
Crop Sales	\$759,000	\$65,249,000
Livestock Sales	\$334,000	\$217,537,000
Average Per Farm	\$12,564	\$417,089
Government Payments	\$240,000	\$4,785,000
Average Per Farm Receiving Payments	\$3,643	\$8,910

See footnotes on reverse page.

Farms with Women Principal Operators



2007 CENSUS OF AGRICULTURE

Barton County – Kansas Farms with Women Principal Operators

Selected Highlights

Item	Farms	Quantity
MARKET VALUE OF AGRICULTURAL PRODUCTS SOLD (\$1,000)		
Total value of agricultural products sold	87	1,093
Value of crops including nursery and greenhouse	27	759
Value of livestock, poultry, and their products	15	334
VALUE OF SALES BY COMMODITY GROUP (\$1,000)		
Grains, oilseeds, dry beans, and dry peas	21	(D)
Tobacco	-	-
Cotton and cottonseed	-	-
Vegetables, melons, potatoes and sweet potatoes	-	-
Fruits, tree nuts, and berries	-	-
Nursery, greenhouse, floriculture, and sod	-	-
Cut Christmas trees and short rotation woody crops	-	-
Other crops and hay	10	(D)
Poultry and eggs	-	-
Cattle and calves	10	(D)
Milk and other dairy products from cows	-	-
Hogs and pigs	-	-
Sheep, goats, and their products	1	(D)
Horses, ponies, mules, burros, and donkeys	-	-
Aquaculture	-	-
Other animals and other animal products	4	(D)
TOP CROP ITEMS (acres)		
Wheat for grain, all	20	3,901
Sorghum for grain	3	(D)
Forage - land used for all hay and haylage, grass silage, and greenchop	16	570
Corn for grain	2	(D)
Corn for silage or greenchop	3	213
TOP LIVESTOCK INVENTORY ITEMS (number)		
Cattle and calves	15	734
Llamas	4	140
Horses and ponies	6	117
Goats, all	1	(D)
Mules, burros, and donkeys	8	24

Operator Characteristics

Item	Quantity
Primary occupation:	
Farming	23
Other	64
Days worked off farm:	
None	38
Any	49
Years on present farm:	
2 years or less	2
3 to 4 years	11
5 to 9 years	12
10 years or more	62
Age group:	
Under 45 years	4
45 to 64 years	44
65 years and over	39
Average age of principal operator (years)	63.4

Economic Characteristics

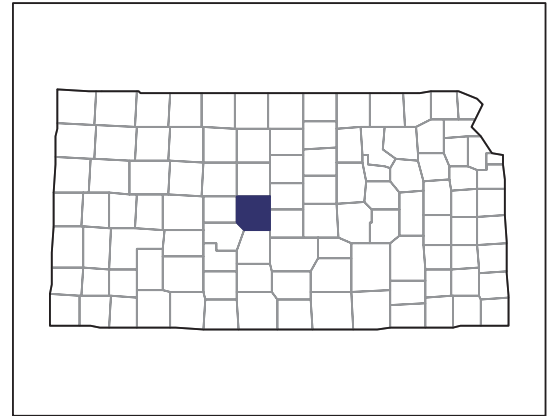
Item	Quantity
Farms by value of sales:	
Less than \$1,000	56
\$1,000 to \$2,499	6
\$2,500 to \$4,999	4
\$5,000 to \$9,999	4
\$10,000 to \$49,999	12
\$50,000 to \$99,999	3
\$100,000 to \$249,999	1
\$250,000 to \$499,999	1
\$500,000 or more	-
Total farm production expenses (\$1,000)	1,333
Average per farm (\$)	15,325
Net cash farm income of operation (\$1,000)	293
Average per farm (\$)	3,365
Value of agricultural products sold directly to individuals for human consumption (\$1,000)	-
Total organic product sales (\$1,000)	-
Total income from farm-related sources, gross before taxes and expenses (\$1,000)	293

See "Census of Agriculture, Volume 1, Geographic Area Series" for complete footnotes, explanations, definitions, and methodology.
(D) Cannot be disclosed. (Z) Less than half of the unit shown.

2007 CENSUS OF AGRICULTURE

Barton County – Kansas

Farms with Spanish, Hispanic, or Latino Operators Compared with All Farms



Data are not available at this geographic level for farms with Spanish, Hispanic, or Latino operators.



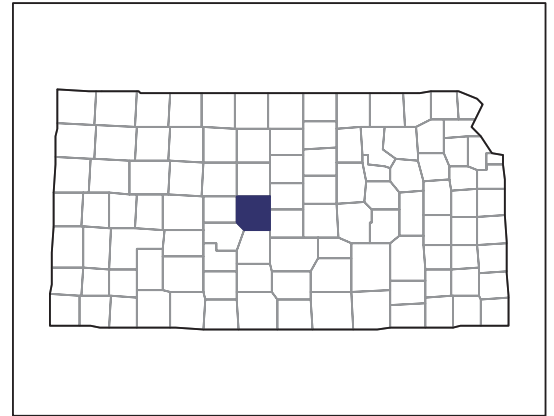
United States Department of Agriculture
National Agricultural Statistics Service

www.agcensus.usda.gov

2007 CENSUS *OF* AGRICULTURE

Barton County – Kansas

Farms with American Indian or Alaska Native Operators Compared with All Farms



Data are not available at this geographic level for farms with American Indian or Alaska Native operators.



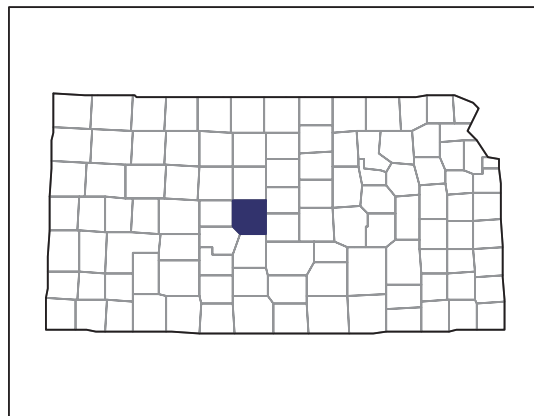
United States Department of Agriculture
National Agricultural Statistics Service

www.agcensus.usda.gov

2007 CENSUS OF AGRICULTURE

Barton County – Kansas

Farms with Asian Operators Compared with All Farms



Data are not available at this geographic level for farms with Asian operators.



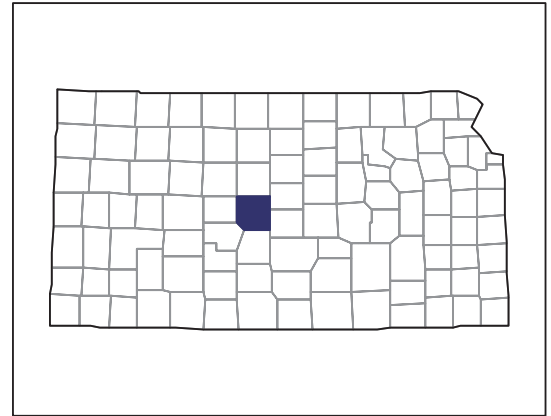
United States Department of Agriculture
National Agricultural Statistics Service

www.agcensus.usda.gov

2007 CENSUS OF AGRICULTURE

Barton County – Kansas

Farms with Black or African American Operators Compared with All Farms



Data are not available at this geographic level for farms with Black or African American operators.



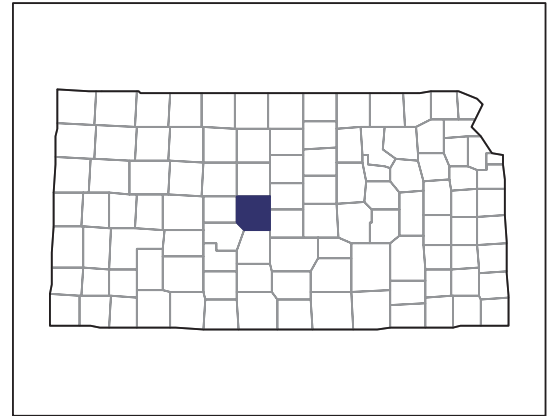
United States Department of Agriculture
National Agricultural Statistics Service

www.agcensus.usda.gov

2007 CENSUS *OF* AGRICULTURE

Barton County – Kansas

Farms with Native Hawaiian or Other Pacific Islander Operators Compared with All Farms



Data are not available at this geographic level for farms with Native Hawaiian or Other Pacific Islander operators.



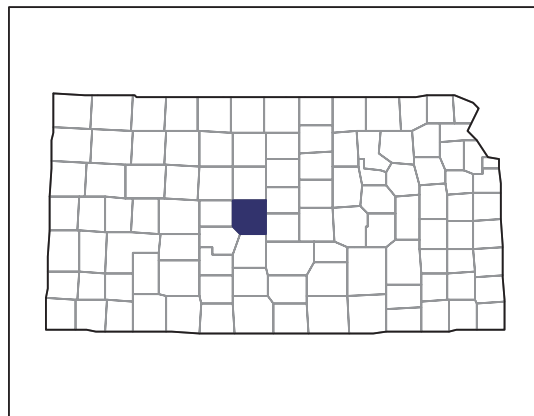
United States Department of Agriculture
National Agricultural Statistics Service

www.agcensus.usda.gov

2007 CENSUS OF AGRICULTURE

Barton County – Kansas

Farms with White Operators Compared with All Farms



Data are not available at this geographic level for farms with White operators.



United States Department of Agriculture
National Agricultural Statistics Service

www.agcensus.usda.gov

