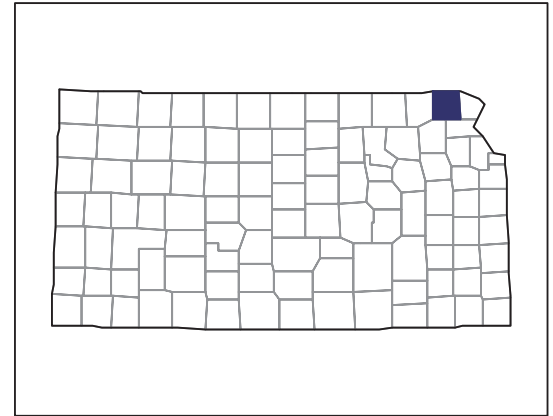


2007 CENSUS OF AGRICULTURE



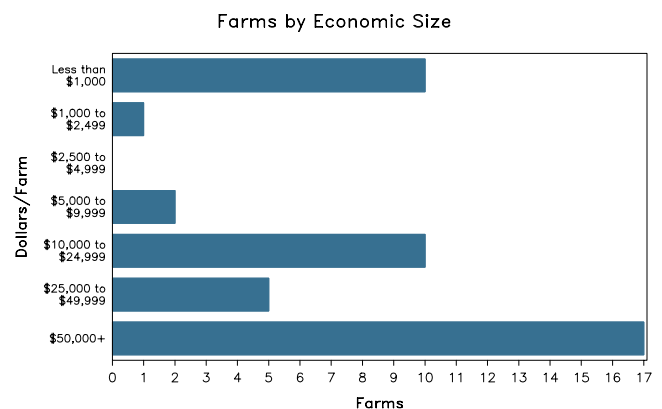
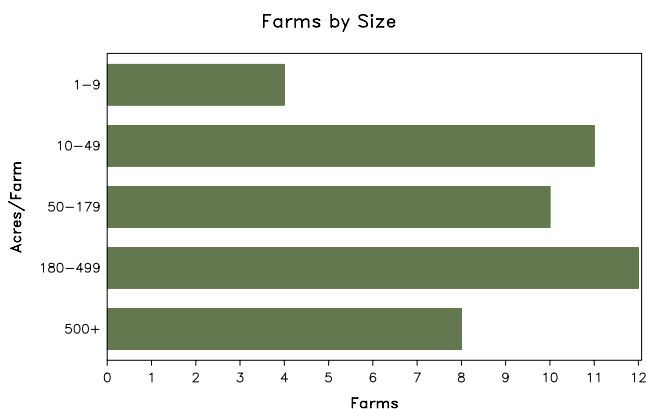
Brown County – Kansas

Farms with Women Principal Operators Compared with All Farms

	Women Principal Operators	All Farms
Number of Farms	45	637
Land in Farms	14,882 acres	346,758 acres
Average Size of Farm	331 acres	544 acres
Market Value of Products Sold	\$4,741,000	\$116,368,000
Crop Sales	\$3,798,000	\$86,532,000
Livestock Sales	\$942,000	\$29,837,000
Average Per Farm	\$105,351	\$182,682
Government Payments	\$185,000	\$4,081,000
Average Per Farm Receiving Payments	\$5,620	\$8,721

See footnotes on reverse page.

Farms with Women Principal Operators



2007 CENSUS OF AGRICULTURE

Brown County – Kansas Farms with Women Principal Operators

Selected Highlights

Item	Farms	Quantity
MARKET VALUE OF AGRICULTURAL PRODUCTS SOLD (\$1,000)		
Total value of agricultural products sold	45	4,741
Value of crops including nursery and greenhouse	29	3,798
Value of livestock, poultry, and their products	15	942
VALUE OF SALES BY COMMODITY GROUP (\$1,000)		
Grains, oilseeds, dry beans, and dry peas	26	(D)
Tobacco	-	-
Cotton and cottonseed	-	-
Vegetables, melons, potatoes and sweet potatoes	-	-
Fruits, tree nuts, and berries	-	-
Nursery, greenhouse, floriculture, and sod	-	-
Cut Christmas trees and short rotation woody crops	-	-
Other crops and hay	7	(D)
Poultry and eggs	3	1
Cattle and calves	12	(D)
Milk and other dairy products from cows	2	(D)
Hogs and pigs	-	-
Sheep, goats, and their products	4	12
Horses, ponies, mules, burros, and donkeys	-	-
Aquaculture	-	-
Other animals and other animal products	1	(D)
TOP CROP ITEMS (acres)		
Soybeans for beans	21	3,829
Corn for grain	17	3,695
Wheat for grain, all	9	872
Sorghum for grain	1	(D)
Forage - land used for all hay and haylage, grass silage, and greenchop	15	537
TOP LIVESTOCK INVENTORY ITEMS (number)		
Cattle and calves	10	830
Layers	3	60
Goats, all	4	58
Rabbits and their pelts	3	30
Sheep and lambs	3	18

Operator Characteristics

Item	Quantity
Primary occupation:	
Farming	20
Other	25
Days worked off farm:	
None	21
Any	24
Years on present farm:	
2 years or less	-
3 to 4 years	-
5 to 9 years	5
10 years or more	40
Age group:	
Under 45 years	3
45 to 64 years	21
65 years and over	21
Average age of principal operator (years)	62.2

Economic Characteristics

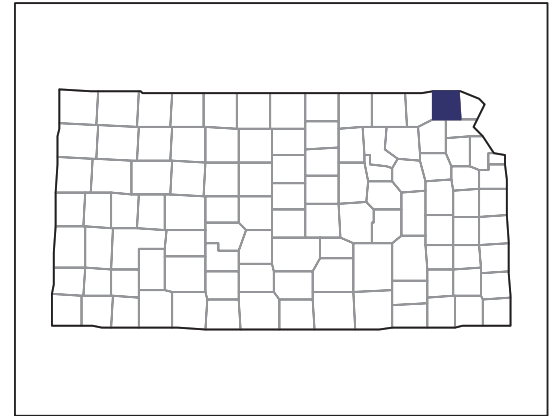
Item	Quantity
Farms by value of sales:	
Less than \$1,000	13
\$1,000 to \$2,499	-
\$2,500 to \$4,999	-
\$5,000 to \$9,999	2
\$10,000 to \$49,999	13
\$50,000 to \$99,999	4
\$100,000 to \$249,999	7
\$250,000 to \$499,999	4
\$500,000 or more	2
Total farm production expenses (\$1,000)	2,891
Average per farm (\$)	64,239
Net cash farm income of operation (\$1,000)	2,142
Average per farm (\$)	47,607
Value of agricultural products sold directly to individuals for human consumption (\$1,000)	(D)
Total organic product sales (\$1,000)	-
Total income from farm-related sources, gross before taxes and expenses (\$1,000)	107

See "Census of Agriculture, Volume 1, Geographic Area Series" for complete footnotes, explanations, definitions, and methodology.
(D) Cannot be disclosed. (Z) Less than half of the unit shown.

2007 CENSUS OF AGRICULTURE

Brown County – Kansas

Farms with Spanish, Hispanic, or Latino Operators Compared with All Farms



Data are not available at this geographic level for farms with Spanish, Hispanic, or Latino operators.



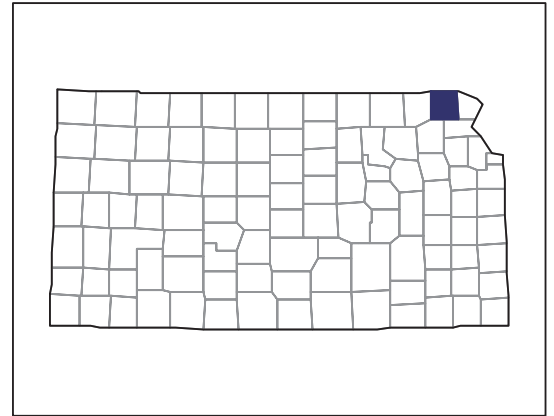
United States Department of Agriculture
National Agricultural Statistics Service

www.agcensus.usda.gov

2007 CENSUS OF AGRICULTURE

Brown County – Kansas

Farms with American Indian or Alaska Native Operators Compared with All Farms



Data are not available at this geographic level for farms with American Indian or Alaska Native operators.



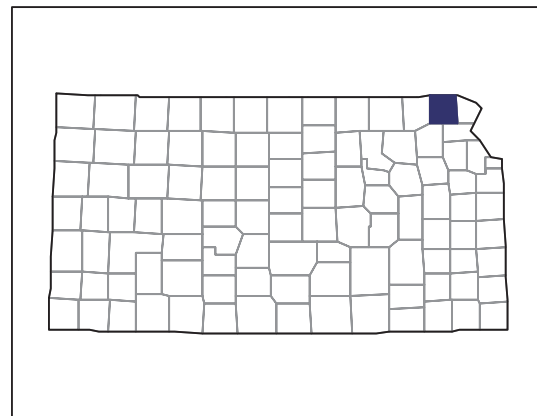
United States Department of Agriculture
National Agricultural Statistics Service

www.agcensus.usda.gov

2007 CENSUS OF AGRICULTURE

Brown County – Kansas

Farms with Asian Operators Compared with All Farms



Data are not available at this geographic level for farms with Asian operators.



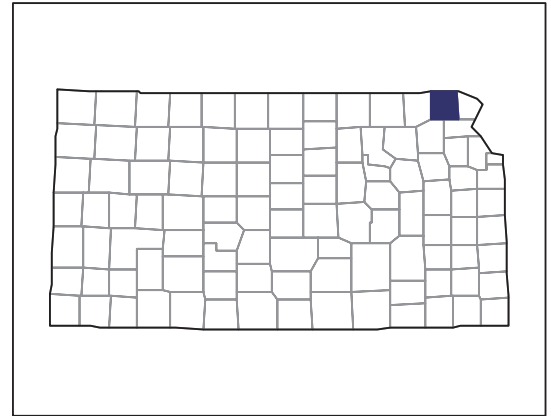
United States Department of Agriculture
National Agricultural Statistics Service

www.agcensus.usda.gov

2007 CENSUS OF AGRICULTURE

Brown County – Kansas

Farms with Black or African American Operators Compared with All Farms



Data are not available at this geographic level for farms with Black or African American operators.



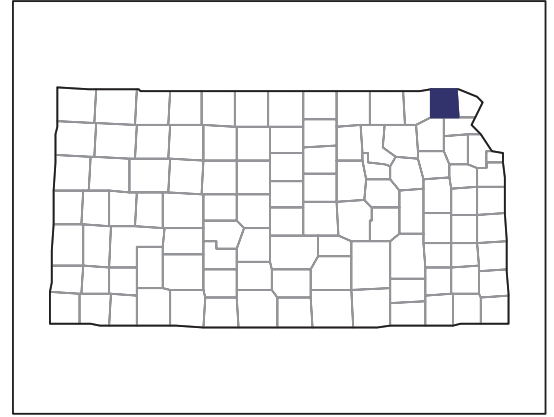
United States Department of Agriculture
National Agricultural Statistics Service

www.agcensus.usda.gov

2007 CENSUS *OF* AGRICULTURE

Brown County – Kansas

Farms with Native Hawaiian or Other Pacific Islander Operators Compared with All Farms



Data are not available at this geographic level for farms with Native Hawaiian or Other Pacific Islander operators.



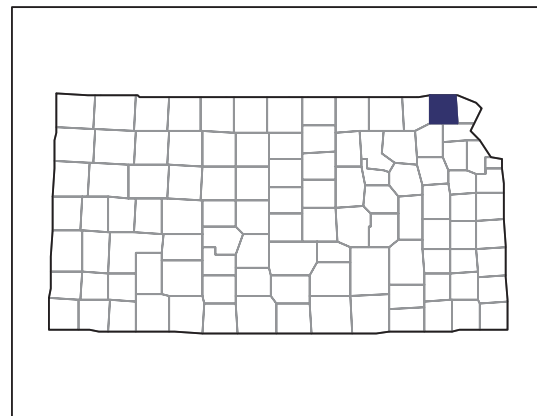
United States Department of Agriculture
National Agricultural Statistics Service

www.agcensus.usda.gov

2007 CENSUS OF AGRICULTURE

Brown County – Kansas

Farms with White Operators Compared with All Farms



Data are not available at this geographic level for farms with White operators.



United States Department of Agriculture
National Agricultural Statistics Service

www.agcensus.usda.gov

