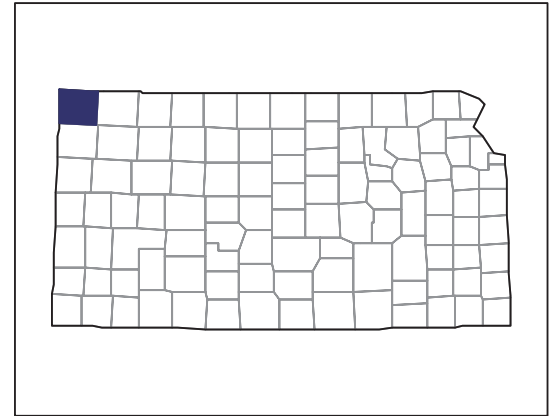


2007 CENSUS OF AGRICULTURE



Cheyenne County – Kansas

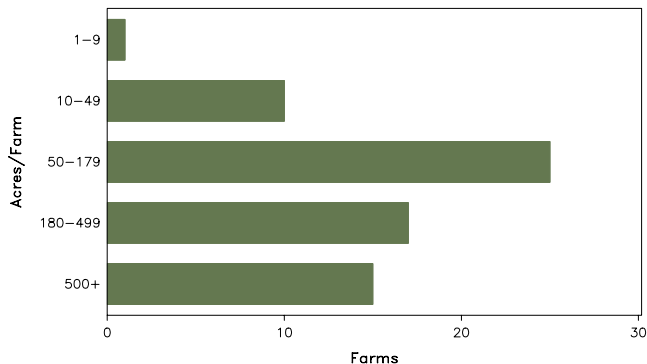
Farms with Women Principal Operators Compared with All Farms

	Women Principal Operators	All Farms
Number of Farms	68	422
Land in Farms	27,421 acres	576,831 acres
Average Size of Farm	403 acres	1,367 acres
Market Value of Products Sold	\$1,874,000	\$82,813,000
Crop Sales	\$1,616,000	\$52,458,000
Livestock Sales	\$258,000	\$30,355,000
Average Per Farm	\$27,565	\$196,240
Government Payments	\$419,000	\$5,285,000
Average Per Farm Receiving Payments	\$8,223	\$15,056

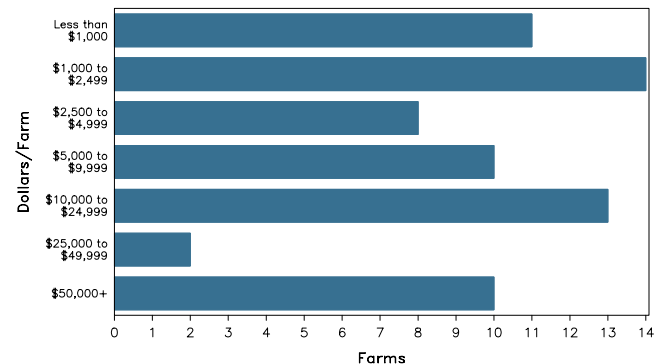
See footnotes on reverse page.

Farms with Women Principal Operators

Farms by Size



Farms by Economic Size



2007 CENSUS OF AGRICULTURE

Cheyenne County – Kansas Farms with Women Principal Operators

Selected Highlights

Item	Farms	Quantity
MARKET VALUE OF AGRICULTURAL PRODUCTS SOLD (\$1,000)		
Total value of agricultural products sold	68	1,874
Value of crops including nursery and greenhouse	18	1,616
Value of livestock, poultry, and their products	12	258
VALUE OF SALES BY COMMODITY GROUP (\$1,000)		
Grains, oilseeds, dry beans, and dry peas	18	(D)
Tobacco	-	-
Cotton and cottonseed	-	-
Vegetables, melons, potatoes and sweet potatoes	-	-
Fruits, tree nuts, and berries	-	-
Nursery, greenhouse, floriculture, and sod	-	-
Cut Christmas trees and short rotation woody crops	-	-
Other crops and hay	1	(D)
Poultry and eggs	1	(D)
Cattle and calves	5	(D)
Milk and other dairy products from cows	-	-
Hogs and pigs	3	(D)
Sheep, goats, and their products	4	2
Horses, ponies, mules, burros, and donkeys	3	3
Aquaculture	-	-
Other animals and other animal products	-	-
TOP CROP ITEMS (acres)		
Wheat for grain, all	18	5,039
Corn for grain	2	(D)
Dry edible beans, excluding limas	1	(D)
Sorghum for grain	2	(D)
Sunflower seed, all	1	(D)
TOP LIVESTOCK INVENTORY ITEMS (number)		
Cattle and calves	12	492
Horses and ponies	11	88
Pullets for laying flock replacement	1	(D)
Layers	1	(D)
Rabbits and their pelts	1	(D)

Operator Characteristics

Item	Quantity
Primary occupation:	
Farming	23
Other	45
Days worked off farm:	
None	37
Any	31
Years on present farm:	
2 years or less	12
3 to 4 years	7
5 to 9 years	9
10 years or more	40
Age group:	
Under 45 years	14
45 to 64 years	28
65 years and over	26
Average age of principal operator (years)	58.6

Economic Characteristics

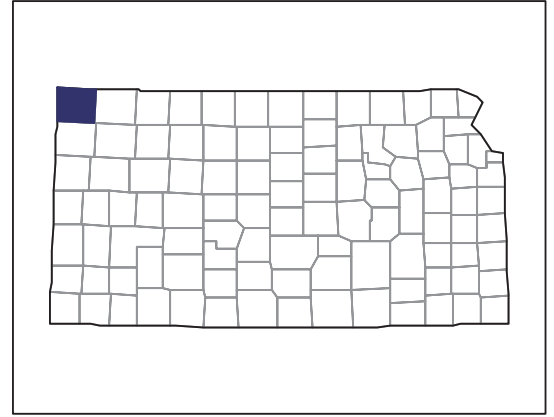
Item	Quantity
Farms by value of sales:	
Less than \$1,000	43
\$1,000 to \$2,499	3
\$2,500 to \$4,999	-
\$5,000 to \$9,999	3
\$10,000 to \$49,999	9
\$50,000 to \$99,999	4
\$100,000 to \$249,999	5
\$250,000 to \$499,999	-
\$500,000 or more	1
Total farm production expenses (\$1,000)	2,049
Average per farm (\$)	30,130
Net cash farm income of operation (\$1,000)	645
Average per farm (\$)	9,480
Value of agricultural products sold directly to individuals for human consumption (\$1,000)	(D)
Total organic product sales (\$1,000)	-
Total income from farm-related sources, gross before taxes and expenses (\$1,000)	400

See "Census of Agriculture, Volume 1, Geographic Area Series" for complete footnotes, explanations, definitions, and methodology.
(D) Cannot be disclosed. (Z) Less than half of the unit shown.

2007 CENSUS OF AGRICULTURE

Cheyenne County – Kansas

Farms with Spanish, Hispanic, or Latino Operators Compared with All Farms



Data are not available at this geographic level for farms with Spanish, Hispanic, or Latino operators.



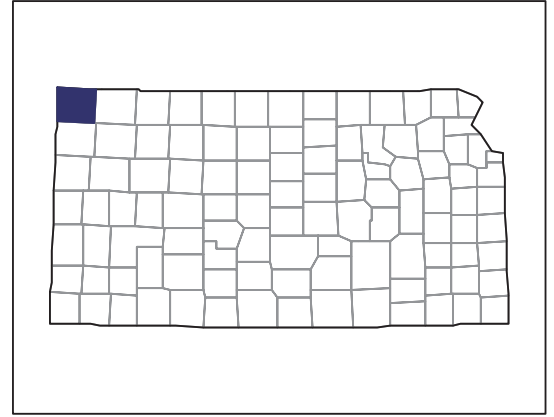
United States Department of Agriculture
National Agricultural Statistics Service

www.agcensus.usda.gov

2007 CENSUS OF AGRICULTURE

Cheyenne County – Kansas

Farms with American Indian or Alaska Native Operators Compared with All Farms



Data are not available at this geographic level for farms with American Indian or Alaska Native operators.



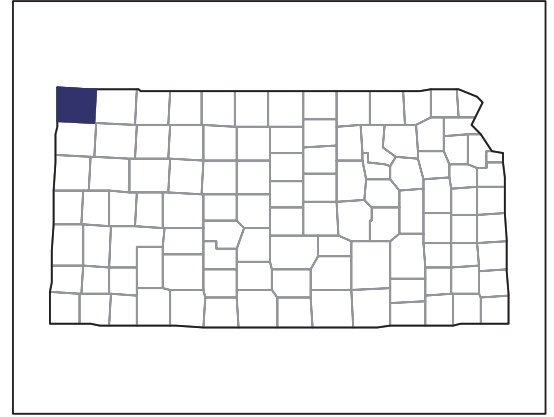
United States Department of Agriculture
National Agricultural Statistics Service

www.agcensus.usda.gov

2007 CENSUS OF AGRICULTURE

Cheyenne County – Kansas

Farms with Asian Operators Compared with All Farms



Data are not available at this geographic level for farms with Asian operators.



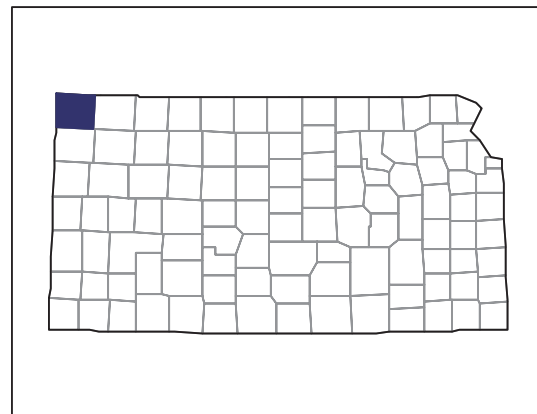
United States Department of Agriculture
National Agricultural Statistics Service

www.agcensus.usda.gov

2007 CENSUS OF AGRICULTURE

Cheyenne County – Kansas

Farms with Black or African American Operators Compared with All Farms



Data are not available at this geographic level for farms with Black or African American operators.



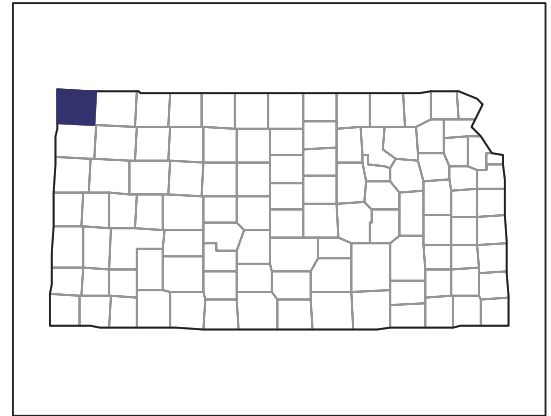
United States Department of Agriculture
National Agricultural Statistics Service

www.agcensus.usda.gov

2007 CENSUS OF AGRICULTURE

Cheyenne County – Kansas

Farms with Native Hawaiian or Other Pacific Islander Operators Compared with All Farms



Data are not available at this geographic level for farms with Native Hawaiian or Other Pacific Islander operators.



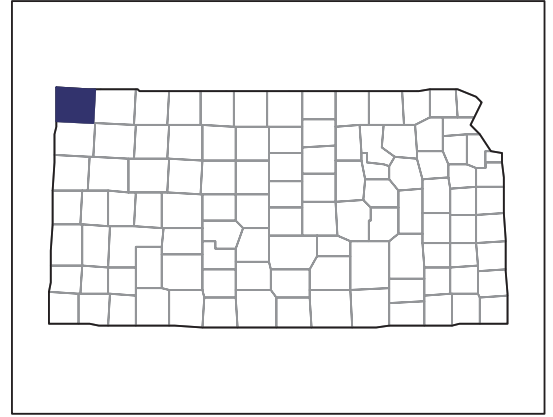
United States Department of Agriculture
National Agricultural Statistics Service

www.agcensus.usda.gov

2007 CENSUS OF AGRICULTURE

Cheyenne County – Kansas

Farms with White Operators Compared with All Farms



Data are not available at this geographic level for farms with White operators.



United States Department of Agriculture
National Agricultural Statistics Service

www.agcensus.usda.gov

