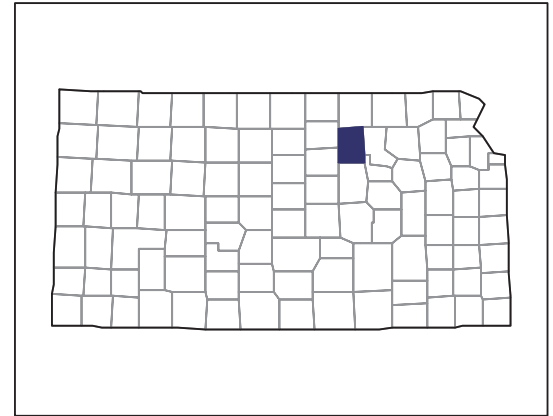


2007 CENSUS OF AGRICULTURE



Clay County – Kansas

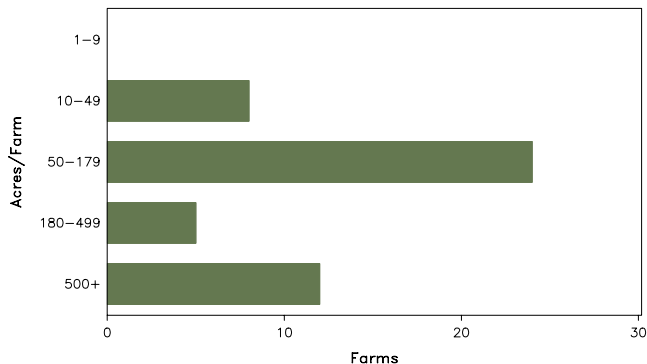
Farms with Women Principal Operators Compared with All Farms

	Women Principal Operators	All Farms
Number of Farms	49	583
Land in Farms	17,069 acres	350,949 acres
Average Size of Farm	348 acres	602 acres
Market Value of Products Sold	\$2,357,000	\$78,890,000
Crop Sales	\$1,984,000	\$47,769,000
Livestock Sales	\$373,000	\$31,121,000
Average Per Farm	\$48,100	\$135,317
Government Payments	\$242,000	\$4,028,000
Average Per Farm Receiving Payments	\$6,051	\$8,137

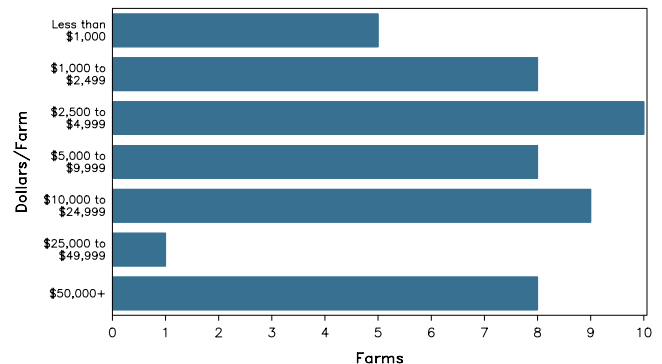
See footnotes on reverse page.

Farms with Women Principal Operators

Farms by Size



Farms by Economic Size



2007 CENSUS OF AGRICULTURE

Clay County – Kansas Farms with Women Principal Operators

Selected Highlights

Item	Farms	Quantity
MARKET VALUE OF AGRICULTURAL PRODUCTS SOLD (\$1,000)		
Total value of agricultural products sold	49	2,357
Value of crops including nursery and greenhouse	16	1,984
Value of livestock, poultry, and their products	15	373
VALUE OF SALES BY COMMODITY GROUP (\$1,000)		
Grains, oilseeds, dry beans, and dry peas	14	(D)
Tobacco	-	-
Cotton and cottonseed	-	-
Vegetables, melons, potatoes and sweet potatoes	-	-
Fruits, tree nuts, and berries	-	-
Nursery, greenhouse, floriculture, and sod	-	-
Cut Christmas trees and short rotation woody crops	-	-
Other crops and hay	3	(D)
Poultry and eggs	-	-
Cattle and calves	11	368
Milk and other dairy products from cows	-	-
Hogs and pigs	-	-
Sheep, goats, and their products	2	(D)
Horses, ponies, mules, burros, and donkeys	2	(D)
Aquaculture	-	-
Other animals and other animal products	4	2
TOP CROP ITEMS (acres)		
Wheat for grain, all	12	3,035
Soybeans for beans	11	1,838
Sorghum for grain	10	1,367
Corn for grain	2	(D)
Forage - land used for all hay and haylage, grass silage, and greenchop	12	294
TOP LIVESTOCK INVENTORY ITEMS (number)		
Cattle and calves	11	845
Goats, all	4	62
Horses and ponies	11	49
Alpacas	2	(D)

Operator Characteristics

Item	Quantity
Primary occupation:	
Farming	20
Other	29
Days worked off farm:	
None	14
Any	35
Years on present farm:	
2 years or less	2
3 to 4 years	2
5 to 9 years	15
10 years or more	30
Age group:	
Under 45 years	11
45 to 64 years	17
65 years and over	21
Average age of principal operator (years)	61.7

Economic Characteristics

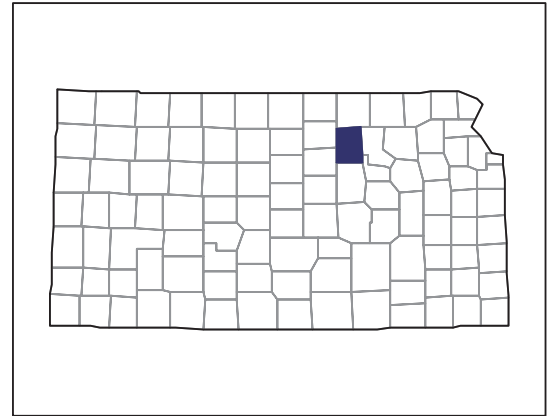
Item	Quantity
Farms by value of sales:	
Less than \$1,000	26
\$1,000 to \$2,499	5
\$2,500 to \$4,999	-
\$5,000 to \$9,999	6
\$10,000 to \$49,999	4
\$50,000 to \$99,999	1
\$100,000 to \$249,999	3
\$250,000 to \$499,999	3
\$500,000 or more	1
Total farm production expenses (\$1,000)	1,558
Average per farm (\$)	31,793
Net cash farm income of operation (\$1,000)	1,158
Average per farm (\$)	23,633
Value of agricultural products sold directly to individuals for human consumption (\$1,000)	-
Total organic product sales (\$1,000)	-
Total income from farm-related sources, gross before taxes and expenses (\$1,000)	117

See "Census of Agriculture, Volume 1, Geographic Area Series" for complete footnotes, explanations, definitions, and methodology.
(D) Cannot be disclosed. (Z) Less than half of the unit shown.

2007 CENSUS OF AGRICULTURE

Clay County – Kansas

Farms with Spanish, Hispanic, or Latino Operators Compared with All Farms



Data are not available at this geographic level for farms with Spanish, Hispanic, or Latino operators.



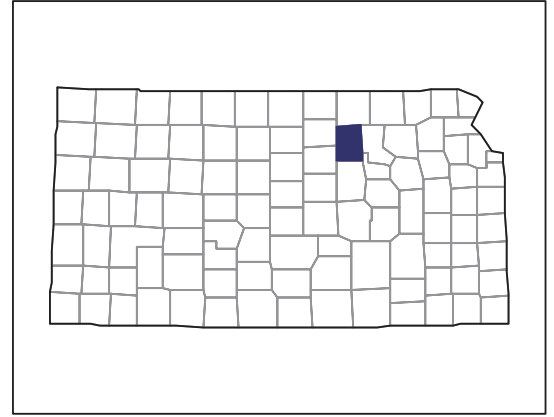
United States Department of Agriculture
National Agricultural Statistics Service

www.agcensus.usda.gov

2007 CENSUS OF AGRICULTURE

Clay County – Kansas

Farms with American Indian or Alaska Native Operators Compared with All Farms



Data are not available at this geographic level for farms with American Indian or Alaska Native operators.



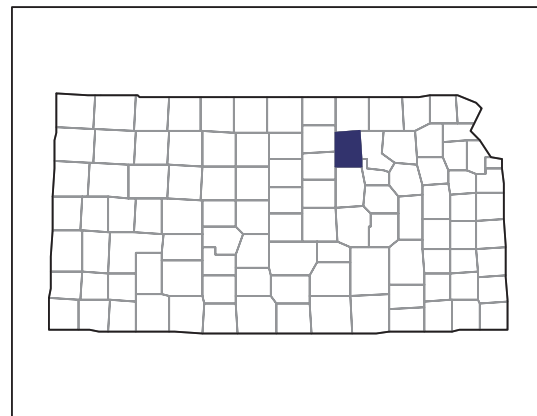
United States Department of Agriculture
National Agricultural Statistics Service

www.agcensus.usda.gov

2007 CENSUS OF AGRICULTURE

Clay County – Kansas

Farms with Asian Operators Compared with All Farms



Data are not available at this geographic level for farms with Asian operators.



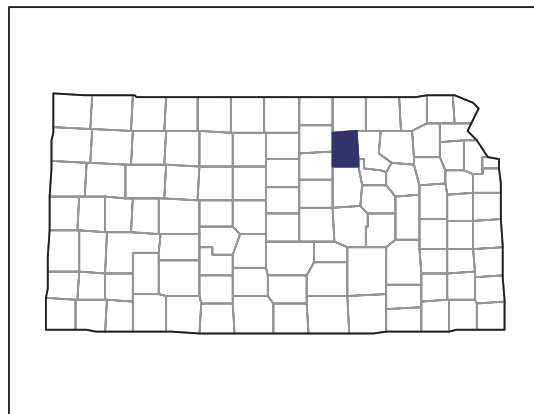
United States Department of Agriculture
National Agricultural Statistics Service

www.agcensus.usda.gov

2007 CENSUS OF AGRICULTURE

Clay County – Kansas

Farms with Black or African American Operators Compared with All Farms



Data are not available at this geographic level for farms with Black or African American operators.



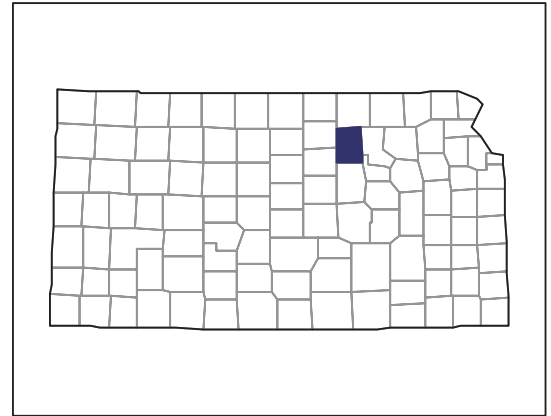
United States Department of Agriculture
National Agricultural Statistics Service

www.agcensus.usda.gov

2007 CENSUS *OF* AGRICULTURE

Clay County – Kansas

Farms with Native Hawaiian or Other Pacific Islander Operators Compared with All Farms



Data are not available at this geographic level for farms with Native Hawaiian or Other Pacific Islander operators.



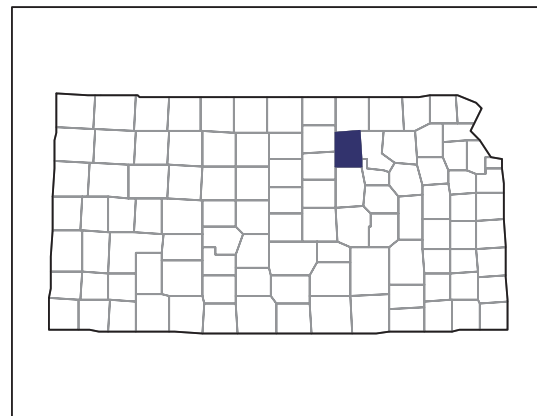
United States Department of Agriculture
National Agricultural Statistics Service

www.agcensus.usda.gov

2007 CENSUS OF AGRICULTURE

Clay County – Kansas

Farms with White Operators Compared with All Farms



Data are not available at this geographic level for farms with White operators.



United States Department of Agriculture
National Agricultural Statistics Service

www.agcensus.usda.gov

