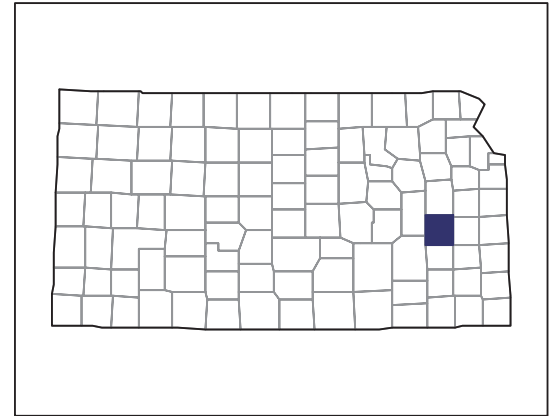


# 2007 CENSUS OF AGRICULTURE



## Coffey County – Kansas

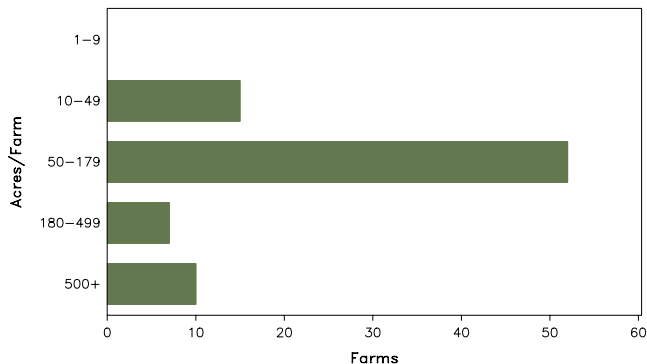
### Farms with Women Principal Operators Compared with All Farms

	Women Principal Operators	All Farms
<b>Number of Farms</b>	84	681
<b>Land in Farms</b>	23,882 acres	324,827 acres
<b>Average Size of Farm</b>	284 acres	477 acres
<b>Market Value of Products Sold</b>	\$2,813,000	\$48,494,000
Crop Sales	\$2,158,000	\$25,497,000
Livestock Sales	\$656,000	\$22,997,000
Average Per Farm	\$33,490	\$71,210
<b>Government Payments</b>	\$264,000	\$2,287,000
Average Per Farm Receiving Payments	\$4,402	\$4,983

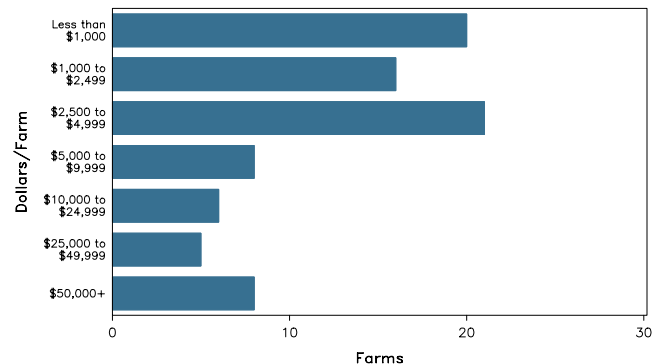
See footnotes on reverse page.

### Farms with Women Principal Operators

Farms by Size



Farms by Economic Size



# 2007 CENSUS OF AGRICULTURE

## Coffey County – Kansas Farms with Women Principal Operators

### Selected Highlights

Item	Farms	Quantity
<b>MARKET VALUE OF AGRICULTURAL PRODUCTS SOLD (\$1,000)</b>		
Total value of agricultural products sold	84	2,813
Value of crops including nursery and greenhouse	30	2,158
Value of livestock, poultry, and their products	14	656
<b>VALUE OF SALES BY COMMODITY GROUP (\$1,000)</b>		
Grains, oilseeds, dry beans, and dry peas	18	(D)
Tobacco	-	-
Cotton and cottonseed	-	-
Vegetables, melons, potatoes and sweet potatoes	-	-
Fruits, tree nuts, and berries	-	-
Nursery, greenhouse, floriculture, and sod	1	(D)
Cut Christmas trees and short rotation woody crops	-	-
Other crops and hay	12	34
Poultry and eggs	2	(D)
Cattle and calves	11	(D)
Milk and other dairy products from cows	1	(D)
Hogs and pigs	-	-
Sheep, goats, and their products	3	(D)
Horses, ponies, mules, burros, and donkeys	1	(D)
Aquaculture	-	-
Other animals and other animal products	-	-
<b>TOP CROP ITEMS (acres)</b>		
Soybeans for beans	18	2,036
Forage - land used for all hay and haylage, grass silage, and greenchop	28	1,415
Wheat for grain, all	7	1,355
Corn for grain	5	1,000
Sorghum for grain	7	842
<b>TOP LIVESTOCK INVENTORY ITEMS (number)</b>		
Cattle and calves	14	960
Horses and ponies	24	154
Sheep and lambs	3	132
Layers	2	(D)
Goats, all	2	(D)

### Operator Characteristics

Item	Quantity
Primary occupation:	
Farming	23
Other	61
Days worked off farm:	
None	32
Any	52
Years on present farm:	
2 years or less	2
3 to 4 years	4
5 to 9 years	29
10 years or more	49
Age group:	
Under 45 years	21
45 to 64 years	28
65 years and over	35
Average age of principal operator (years)	59.6

### Economic Characteristics

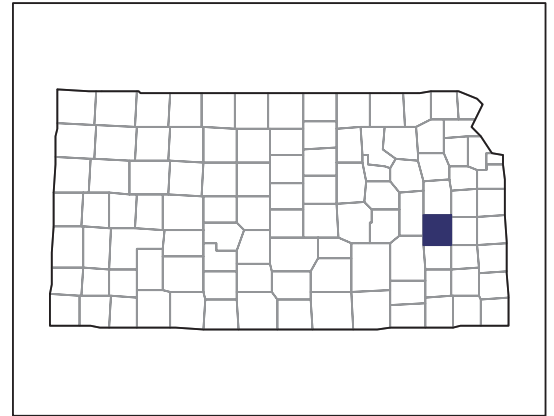
Item	Quantity
Farms by value of sales:	
Less than \$1,000	48
\$1,000 to \$2,499	16
\$2,500 to \$4,999	3
\$5,000 to \$9,999	1
\$10,000 to \$49,999	8
\$50,000 to \$99,999	2
\$100,000 to \$249,999	3
\$250,000 to \$499,999	1
\$500,000 or more	2
Total farm production expenses (\$1,000)	2,432
Average per farm (\$)	28,957
Net cash farm income of operation (\$1,000)	956
Average per farm (\$)	11,377
Value of agricultural products sold directly to individuals for human consumption (\$1,000)	(D)
Total organic product sales (\$1,000)	-
Total income from farm-related sources, gross before taxes and expenses (\$1,000)	311

See "Census of Agriculture, Volume 1, Geographic Area Series" for complete footnotes, explanations, definitions, and methodology.  
(D) Cannot be disclosed. (Z) Less than half of the unit shown.

# 2007 CENSUS OF AGRICULTURE

## Coffey County – Kansas

### Farms with Spanish, Hispanic, or Latino Operators Compared with All Farms



Data are not available at this geographic level for farms with Spanish, Hispanic, or Latino operators.



United States Department of Agriculture  
National Agricultural Statistics Service

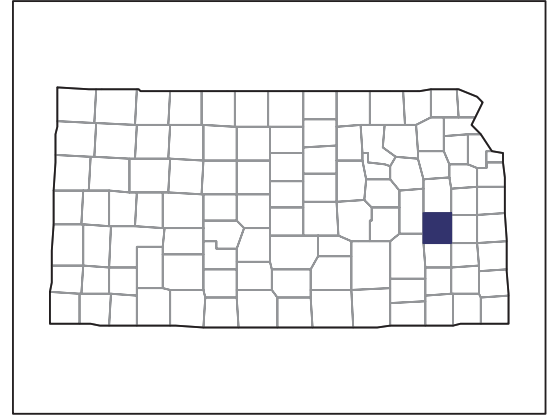
[www.agcensus.usda.gov](http://www.agcensus.usda.gov)



# 2007 CENSUS OF AGRICULTURE

## Coffey County – Kansas

### Farms with American Indian or Alaska Native Operators Compared with All Farms



Data are not available at this geographic level for farms with American Indian or Alaska Native operators.



United States Department of Agriculture  
National Agricultural Statistics Service

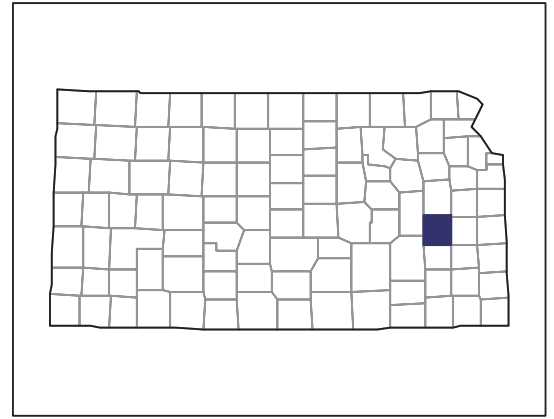
[www.agcensus.usda.gov](http://www.agcensus.usda.gov)



# 2007 CENSUS OF AGRICULTURE

**Coffey County – Kansas**

**Farms with Asian Operators  
Compared with All Farms**



**Data are not available at this geographic level for farms with Asian operators.**



United States Department of Agriculture  
National Agricultural Statistics Service

[www.agcensus.usda.gov](http://www.agcensus.usda.gov)

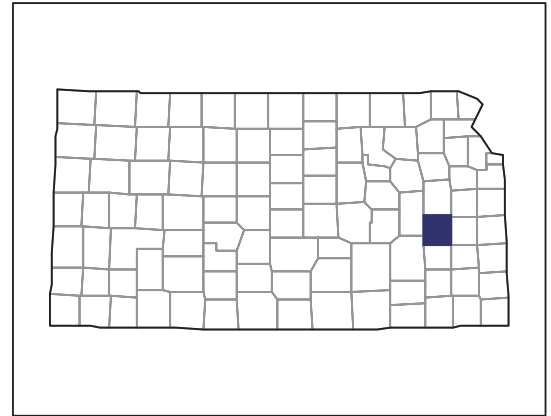




# 2007 CENSUS OF AGRICULTURE

## Coffey County – Kansas

### Farms with Black or African American Operators Compared with All Farms



Data are not available at this geographic level for farms with Black or African American operators.



United States Department of Agriculture  
National Agricultural Statistics Service

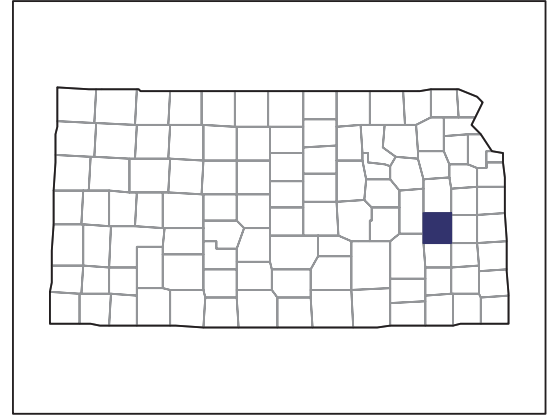
[www.agcensus.usda.gov](http://www.agcensus.usda.gov)



# 2007 CENSUS OF AGRICULTURE

## Coffey County – Kansas

### Farms with Native Hawaiian or Other Pacific Islander Operators Compared with All Farms



Data are not available at this geographic level for farms with Native Hawaiian or Other Pacific Islander operators.



United States Department of Agriculture  
National Agricultural Statistics Service

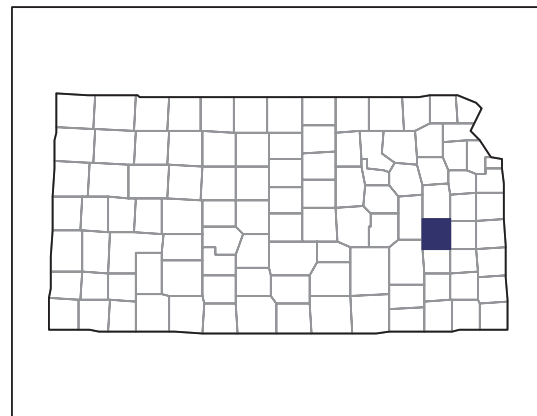
[www.agcensus.usda.gov](http://www.agcensus.usda.gov)



# 2007 CENSUS OF AGRICULTURE

## Coffey County – Kansas

### Farms with White Operators Compared with All Farms



Data are not available at this geographic level for farms with White operators.



United States Department of Agriculture  
National Agricultural Statistics Service

[www.agcensus.usda.gov](http://www.agcensus.usda.gov)

