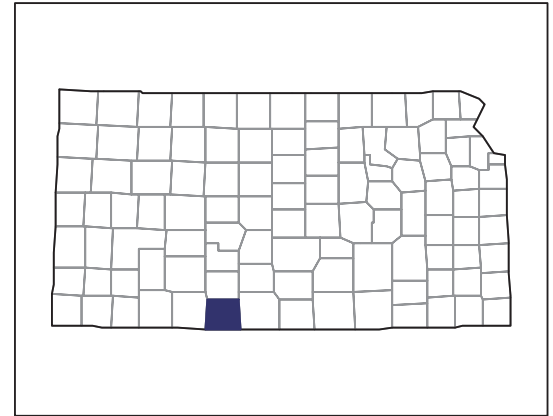


2007 CENSUS OF AGRICULTURE



Comanche County – Kansas

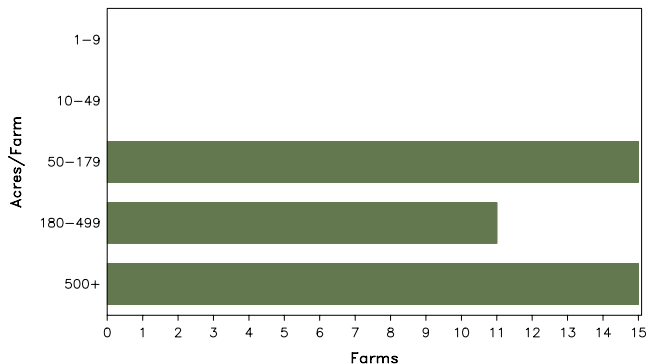
Farms with Women Principal Operators Compared with All Farms

	Women Principal Operators	All Farms
Number of Farms	41	253
Land in Farms	30,354 acres	432,378 acres
Average Size of Farm	740 acres	1,709 acres
Market Value of Products Sold	\$976,000	\$53,837,000
Crop Sales	(D)	\$13,395,000
Livestock Sales	(D)	\$40,442,000
Average Per Farm	\$23,799	\$212,795
Government Payments	\$221,000	\$2,017,000
Average Per Farm Receiving Payments	\$6,500	\$9,889

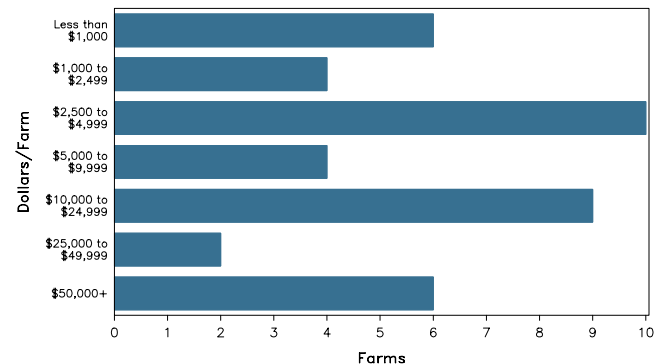
See footnotes on reverse page.

Farms with Women Principal Operators

Farms by Size



Farms by Economic Size



2007 CENSUS OF AGRICULTURE

Comanche County – Kansas Farms with Women Principal Operators

Selected Highlights

Item	Farms	Quantity
MARKET VALUE OF AGRICULTURAL PRODUCTS SOLD (\$1,000)		
Total value of agricultural products sold	41	976
Value of crops including nursery and greenhouse	5	(D)
Value of livestock, poultry, and their products	9	(D)
VALUE OF SALES BY COMMODITY GROUP (\$1,000)		
Grains, oilseeds, dry beans, and dry peas	5	(D)
Tobacco	-	-
Cotton and cottonseed	-	-
Vegetables, melons, potatoes and sweet potatoes	-	-
Fruits, tree nuts, and berries	-	-
Nursery, greenhouse, floriculture, and sod	-	-
Cut Christmas trees and short rotation woody crops	-	-
Other crops and hay	-	-
Poultry and eggs	-	-
Cattle and calves	9	(D)
Milk and other dairy products from cows	-	-
Hogs and pigs	-	-
Sheep, goats, and their products	-	-
Horses, ponies, mules, burros, and donkeys	1	(D)
Aquaculture	-	-
Other animals and other animal products	-	-
TOP CROP ITEMS (acres)		
Wheat for grain, all	5	2,694
Forage - land used for all hay and haylage, grass silage, and greenchop	3	259
Sorghum for silage or greenchop	1	(D)
TOP LIVESTOCK INVENTORY ITEMS (number)		
Cattle and calves	11	1,464
Horses and ponies	7	120
Mules, burros, and donkeys	3	(D)

Operator Characteristics

Item	Quantity
Primary occupation:	
Farming	8
Other	33
Days worked off farm:	
None	25
Any	16
Years on present farm:	
2 years or less	4
3 to 4 years	-
5 to 9 years	12
10 years or more	25
Age group:	
Under 45 years	1
45 to 64 years	22
65 years and over	18
Average age of principal operator (years)	63.2

Economic Characteristics

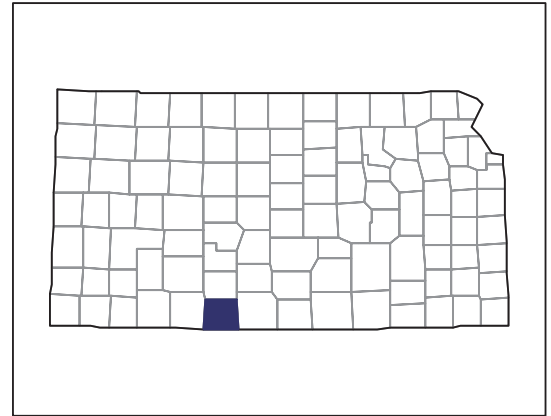
Item	Quantity
Farms by value of sales:	
Less than \$1,000	30
\$1,000 to \$2,499	-
\$2,500 to \$4,999	-
\$5,000 to \$9,999	-
\$10,000 to \$49,999	5
\$50,000 to \$99,999	1
\$100,000 to \$249,999	4
\$250,000 to \$499,999	1
\$500,000 or more	-
Total farm production expenses (\$1,000)	806
Average per farm (\$)	19,663
Net cash farm income of operation (\$1,000)	567
Average per farm (\$)	13,823
Value of agricultural products sold directly to individuals for human consumption (\$1,000)	-
Total organic product sales (\$1,000)	-
Total income from farm-related sources, gross before taxes and expenses (\$1,000)	176

See "Census of Agriculture, Volume 1, Geographic Area Series" for complete footnotes, explanations, definitions, and methodology.
(D) Cannot be disclosed. (Z) Less than half of the unit shown.

2007 CENSUS OF AGRICULTURE

Comanche County – Kansas

Farms with Spanish, Hispanic, or Latino Operators Compared with All Farms



Data are not available at this geographic level for farms with Spanish, Hispanic, or Latino operators.



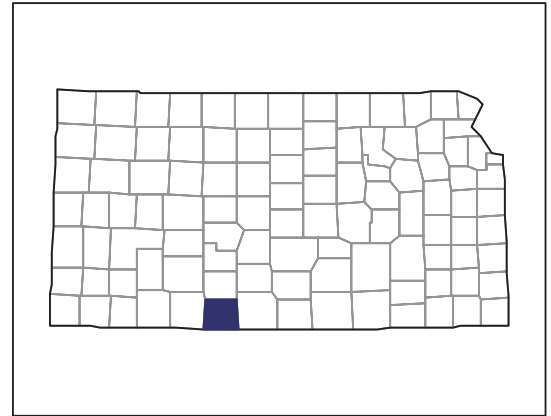
United States Department of Agriculture
National Agricultural Statistics Service

www.agcensus.usda.gov

2007 CENSUS OF AGRICULTURE

Comanche County – Kansas

Farms with American Indian or Alaska Native Operators Compared with All Farms



Data are not available at this geographic level for farms with American Indian or Alaska Native operators.



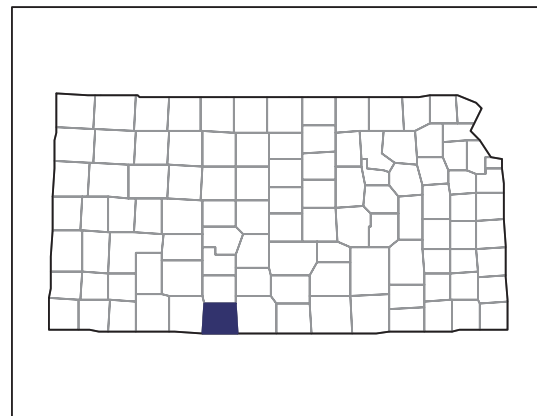
United States Department of Agriculture
National Agricultural Statistics Service

www.agcensus.usda.gov

2007 CENSUS OF AGRICULTURE

Comanche County – Kansas

Farms with Asian Operators Compared with All Farms



Data are not available at this geographic level for farms with Asian operators.



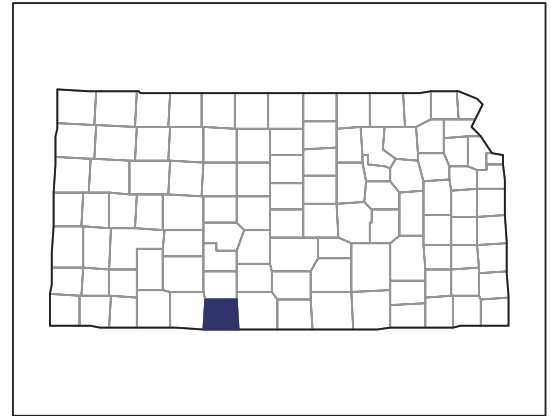
United States Department of Agriculture
National Agricultural Statistics Service

www.agcensus.usda.gov

2007 CENSUS OF AGRICULTURE

Comanche County – Kansas

Farms with Black or African American Operators Compared with All Farms



Data are not available at this geographic level for farms with Black or African American operators.



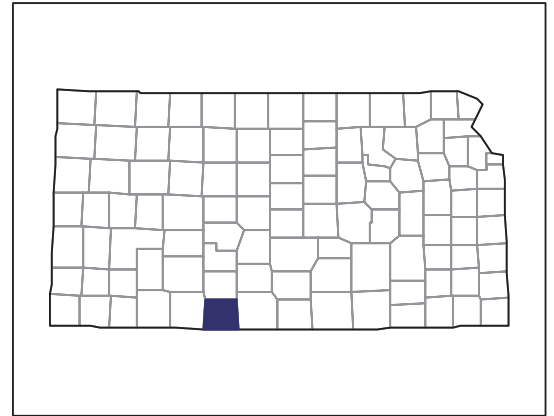
United States Department of Agriculture
National Agricultural Statistics Service

www.agcensus.usda.gov

2007 CENSUS *OF* AGRICULTURE

Comanche County – Kansas

Farms with Native Hawaiian or Other Pacific Islander Operators Compared with All Farms



Data are not available at this geographic level for farms with Native Hawaiian or Other Pacific Islander operators.



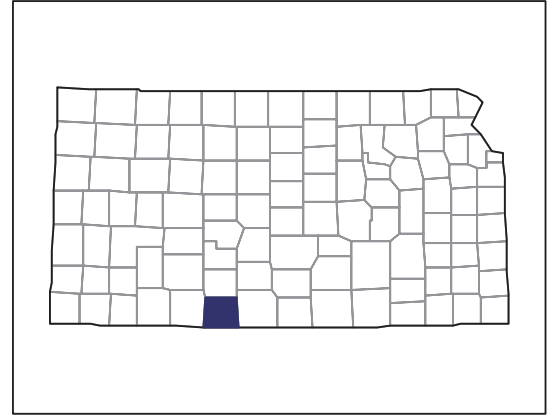
United States Department of Agriculture
National Agricultural Statistics Service

www.agcensus.usda.gov

2007 CENSUS OF AGRICULTURE

Comanche County – Kansas

Farms with White Operators Compared with All Farms



Data are not available at this geographic level for farms with White operators.



United States Department of Agriculture
National Agricultural Statistics Service

www.agcensus.usda.gov

