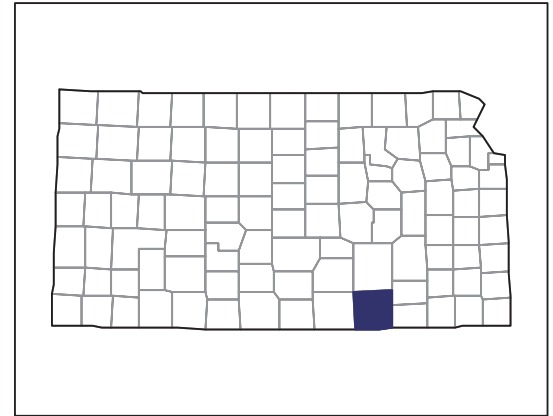


2007 CENSUS OF AGRICULTURE



Cowley County – Kansas

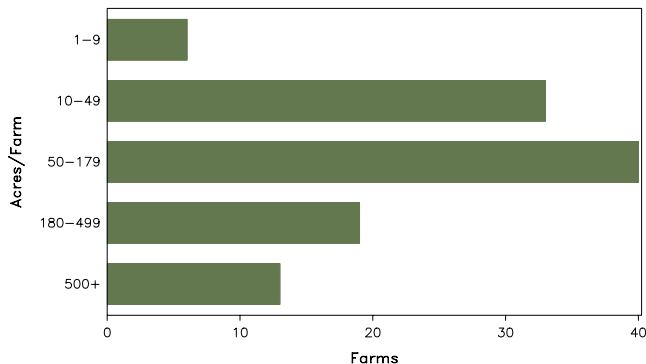
Farms with Women Principal Operators Compared with All Farms

	Women Principal Operators	All Farms
Number of Farms	111	1,027
Land in Farms	28,338 acres	575,584 acres
Average Size of Farm	255 acres	560 acres
Market Value of Products Sold	\$3,502,000	\$66,214,000
Crop Sales	\$1,226,000	\$23,126,000
Livestock Sales	\$2,276,000	\$43,088,000
Average Per Farm	\$31,546	\$64,473
Government Payments	\$259,000	\$3,220,000
Average Per Farm Receiving Payments	\$4,543	\$5,211

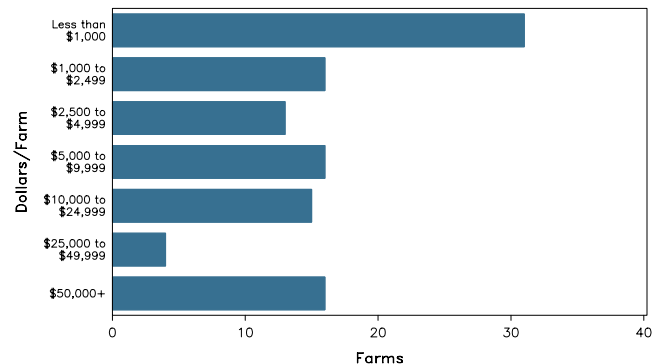
See footnotes on reverse page.

Farms with Women Principal Operators

Farms by Size



Farms by Economic Size



2007 CENSUS OF AGRICULTURE

Cowley County – Kansas Farms with Women Principal Operators

Selected Highlights

Item	Farms	Quantity
MARKET VALUE OF AGRICULTURAL PRODUCTS SOLD (\$1,000)		
Total value of agricultural products sold	111	3,502
Value of crops including nursery and greenhouse	32	1,226
Value of livestock, poultry, and their products	55	2,276
VALUE OF SALES BY COMMODITY GROUP (\$1,000)		
Grains, oilseeds, dry beans, and dry peas	13	(D)
Tobacco	-	-
Cotton and cottonseed	-	-
Vegetables, melons, potatoes and sweet potatoes	-	-
Fruits, tree nuts, and berries	4	17
Nursery, greenhouse, floriculture, and sod	3	(D)
Cut Christmas trees and short rotation woody crops	-	-
Other crops and hay	18	116
Poultry and eggs	13	8
Cattle and calves	39	(D)
Milk and other dairy products from cows	4	272
Hogs and pigs	3	(D)
Sheep, goats, and their products	5	(D)
Horses, ponies, mules, burros, and donkeys	8	66
Aquaculture	-	-
Other animals and other animal products	4	-
TOP CROP ITEMS (acres)		
Wheat for grain, all	9	2,739
Forage - land used for all hay and haylage, grass silage, and greenchop	52	2,330
Sorghum for grain	7	1,368
Corn for grain	4	1,030
Soybeans for beans	9	738
TOP LIVESTOCK INVENTORY ITEMS (number)		
Cattle and calves	49	2,918
Layers	13	378
Horses and ponies	48	302
Goats, all	9	159
Hogs and pigs	3	73

Operator Characteristics

Item	Quantity
Primary occupation:	
Farming	34
Other	77
Days worked off farm:	
None	52
Any	59
Years on present farm:	
2 years or less	6
3 to 4 years	6
5 to 9 years	18
10 years or more	81
Age group:	
Under 45 years	28
45 to 64 years	47
65 years and over	36
Average age of principal operator (years)	56.5

Economic Characteristics

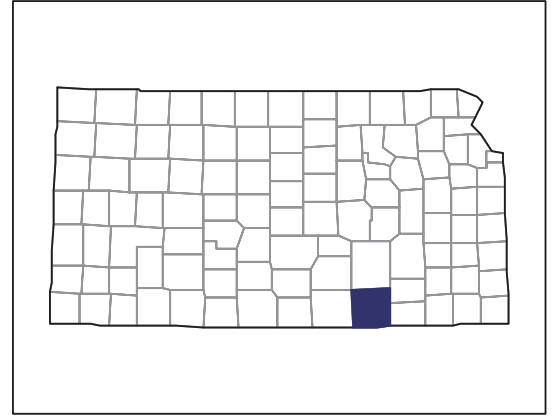
Item	Quantity
Farms by value of sales:	
Less than \$1,000	45
\$1,000 to \$2,499	12
\$2,500 to \$4,999	11
\$5,000 to \$9,999	10
\$10,000 to \$49,999	19
\$50,000 to \$99,999	7
\$100,000 to \$249,999	3
\$250,000 to \$499,999	2
\$500,000 or more	2
Total farm production expenses (\$1,000)	4,055
Average per farm (\$)	36,534
Net cash farm income of operation (\$1,000)	362
Average per farm (\$)	3,263
Value of agricultural products sold directly to individuals for human consumption (\$1,000)	4
Total organic product sales (\$1,000)	-
Total income from farm-related sources, gross before taxes and expenses (\$1,000)	657

See "Census of Agriculture, Volume 1, Geographic Area Series" for complete footnotes, explanations, definitions, and methodology.
(D) Cannot be disclosed. (Z) Less than half of the unit shown.

2007 CENSUS OF AGRICULTURE

Cowley County – Kansas

Farms with Spanish, Hispanic, or Latino Operators Compared with All Farms



Data are not available at this geographic level for farms with Spanish, Hispanic, or Latino operators.



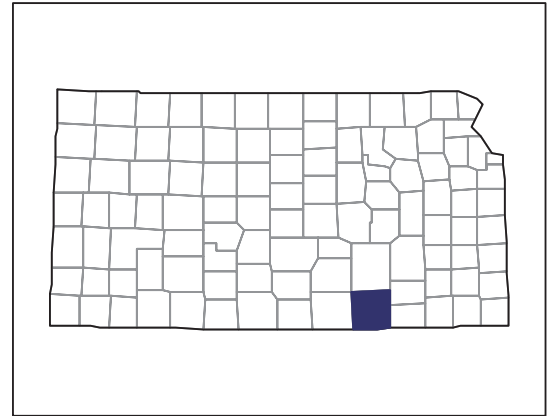
United States Department of Agriculture
National Agricultural Statistics Service

www.agcensus.usda.gov

2007 CENSUS OF AGRICULTURE

Cowley County – Kansas

Farms with American Indian or Alaska Native Operators Compared with All Farms



Data are not available at this geographic level for farms with American Indian or Alaska Native operators.



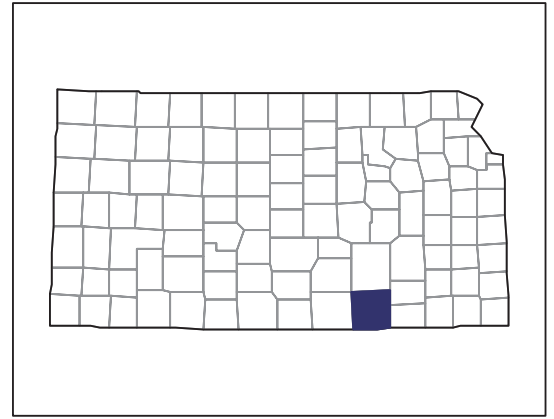
United States Department of Agriculture
National Agricultural Statistics Service

www.agcensus.usda.gov

2007 CENSUS OF AGRICULTURE

Cowley County – Kansas

Farms with Asian Operators Compared with All Farms



Data are not available at this geographic level for farms with Asian operators.



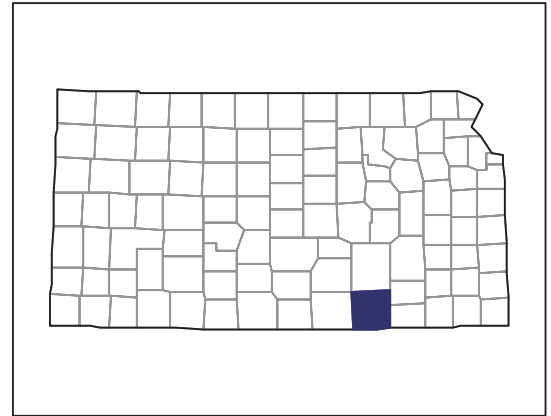
United States Department of Agriculture
National Agricultural Statistics Service

www.agcensus.usda.gov

2007 CENSUS OF AGRICULTURE

Cowley County – Kansas

Farms with Black or African American Operators Compared with All Farms



Data are not available at this geographic level for farms with Black or African American operators.



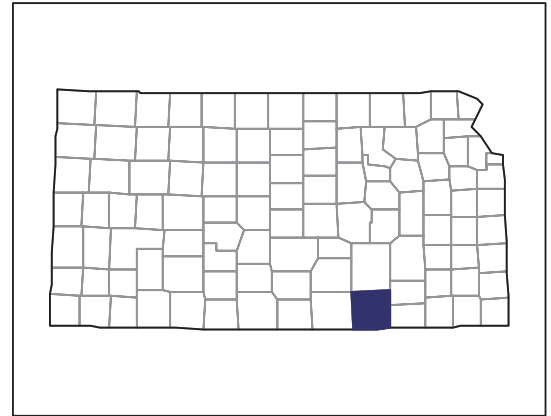
United States Department of Agriculture
National Agricultural Statistics Service

www.agcensus.usda.gov

2007 CENSUS *OF* AGRICULTURE

Cowley County – Kansas

Farms with Native Hawaiian or Other Pacific Islander Operators Compared with All Farms



Data are not available at this geographic level for farms with Native Hawaiian or Other Pacific Islander operators.



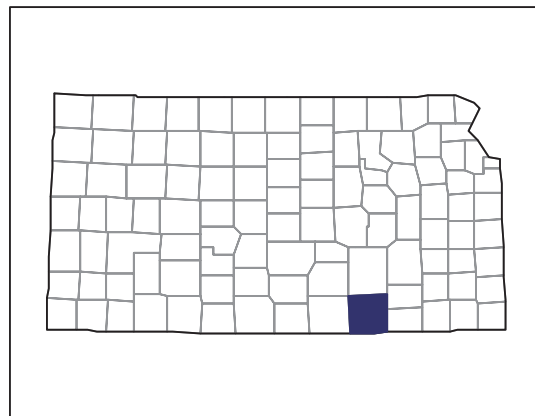
United States Department of Agriculture
National Agricultural Statistics Service

www.agcensus.usda.gov

2007 CENSUS OF AGRICULTURE

Cowley County – Kansas

Farms with White Operators Compared with All Farms



Data are not available at this geographic level for farms with White operators.



United States Department of Agriculture
National Agricultural Statistics Service

www.agcensus.usda.gov

