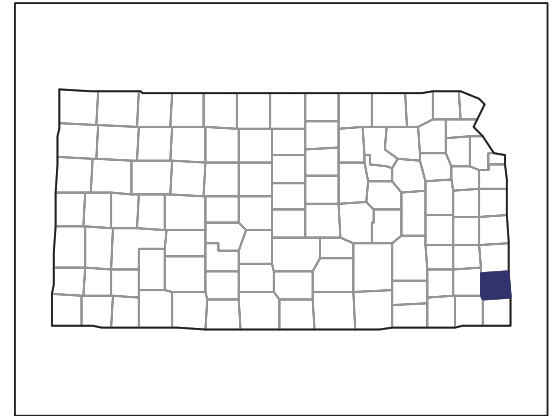


2007 CENSUS OF AGRICULTURE



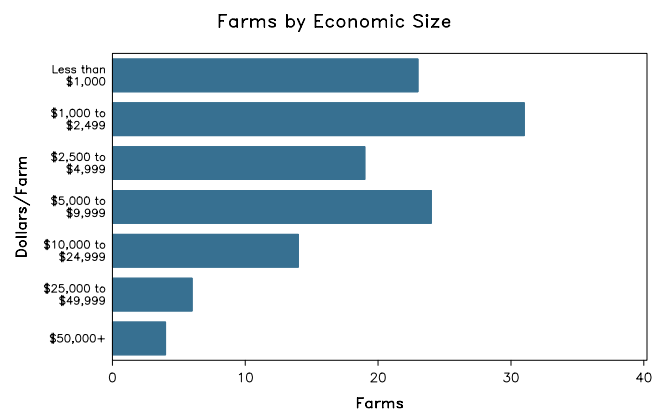
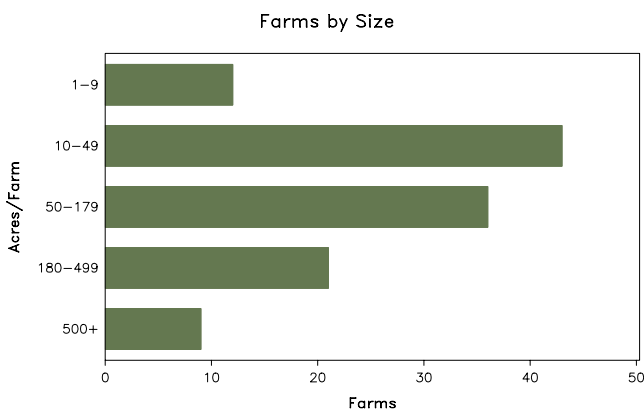
Crawford County – Kansas

Farms with Women Principal Operators Compared with All Farms

	Women Principal Operators	All Farms
Number of Farms	121	911
Land in Farms	20,971 acres	342,349 acres
Average Size of Farm	173 acres	376 acres
Market Value of Products Sold	\$1,010,000	\$57,371,000
Crop Sales	\$333,000	\$34,463,000
Livestock Sales	\$677,000	\$22,908,000
Average Per Farm	\$8,347	\$62,976
Government Payments	\$208,000	\$2,854,000
Average Per Farm Receiving Payments	\$3,649	\$5,295

See footnotes on reverse page.

Farms with Women Principal Operators



2007 CENSUS OF AGRICULTURE

Crawford County – Kansas Farms with Women Principal Operators

Selected Highlights

Item	Farms	Quantity
MARKET VALUE OF AGRICULTURAL PRODUCTS SOLD (\$1,000)		
Total value of agricultural products sold	121	1,010
Value of crops including nursery and greenhouse	41	333
Value of livestock, poultry, and their products	66	677
VALUE OF SALES BY COMMODITY GROUP (\$1,000)		
Grains, oilseeds, dry beans, and dry peas	15	(D)
Tobacco	-	-
Cotton and cottonseed	-	-
Vegetables, melons, potatoes and sweet potatoes	-	-
Fruits, tree nuts, and berries	-	-
Nursery, greenhouse, floriculture, and sod	4	(D)
Cut Christmas trees and short rotation woody crops	-	-
Other crops and hay	23	92
Poultry and eggs	7	(D)
Cattle and calves	50	(D)
Milk and other dairy products from cows	1	(D)
Hogs and pigs	2	(D)
Sheep, goats, and their products	6	(D)
Horses, ponies, mules, burros, and donkeys	6	17
Aquaculture	-	-
Other animals and other animal products	-	-
TOP CROP ITEMS (acres)		
Forage - land used for all hay and haylage, grass silage, and greenchop	41	2,400
Soybeans for beans	13	702
Wheat for grain, all	7	402
Corn for grain	6	307
Sorghum for grain	2	(D)
TOP LIVESTOCK INVENTORY ITEMS (number)		
Cattle and calves	61	1,538
Horses and ponies	46	214
Layers	7	140
Goats, all	10	125
Sheep and lambs	3	52

Operator Characteristics

Item	Quantity
Primary occupation:	
Farming	45
Other	76
Days worked off farm:	
None	50
Any	71
Years on present farm:	
2 years or less	5
3 to 4 years	13
5 to 9 years	13
10 years or more	90
Age group:	
Under 45 years	14
45 to 64 years	42
65 years and over	65
Average age of principal operator (years)	65.0

Economic Characteristics

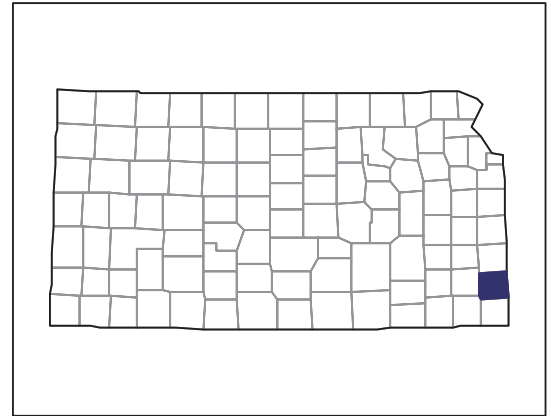
Item	Quantity
Farms by value of sales:	
Less than \$1,000	46
\$1,000 to \$2,499	21
\$2,500 to \$4,999	12
\$5,000 to \$9,999	24
\$10,000 to \$49,999	14
\$50,000 to \$99,999	3
\$100,000 to \$249,999	1
\$250,000 to \$499,999	-
\$500,000 or more	-
Total farm production expenses (\$1,000)	1,220
Average per farm (\$)	10,080
Net cash farm income of operation (\$1,000)	179
Average per farm (\$)	1,481
Value of agricultural products sold directly to individuals for human consumption (\$1,000)	(D)
Total organic product sales (\$1,000)	-
Total income from farm-related sources, gross before taxes and expenses (\$1,000)	181

See "Census of Agriculture, Volume 1, Geographic Area Series" for complete footnotes, explanations, definitions, and methodology.
(D) Cannot be disclosed. (Z) Less than half of the unit shown.

2007 CENSUS OF AGRICULTURE

Crawford County – Kansas

Farms with Spanish, Hispanic, or Latino Operators Compared with All Farms



Data are not available at this geographic level for farms with Spanish, Hispanic, or Latino operators.



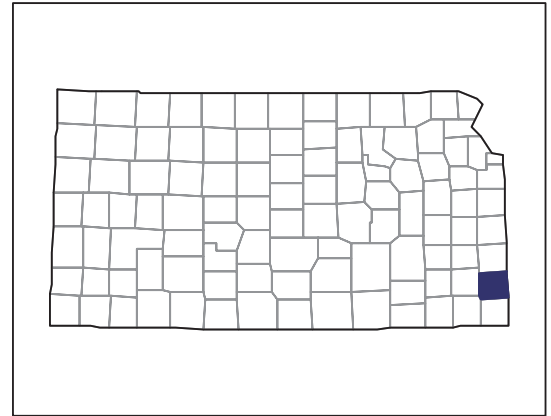
United States Department of Agriculture
National Agricultural Statistics Service

www.agcensus.usda.gov

2007 CENSUS OF AGRICULTURE

Crawford County – Kansas

Farms with American Indian or Alaska Native Operators Compared with All Farms



Data are not available at this geographic level for farms with American Indian or Alaska Native operators.



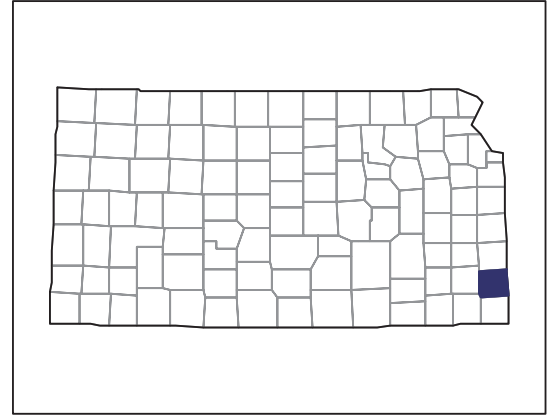
United States Department of Agriculture
National Agricultural Statistics Service

www.agcensus.usda.gov

2007 CENSUS OF AGRICULTURE

Crawford County – Kansas

**Farms with Asian Operators
Compared with All Farms**



Data are not available at this geographic level for farms with Asian operators.



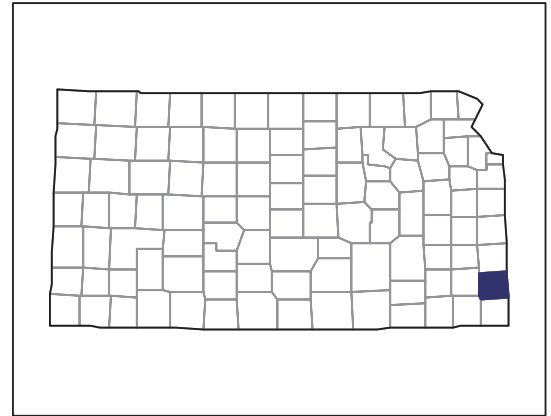
United States Department of Agriculture
National Agricultural Statistics Service

www.agcensus.usda.gov

2007 CENSUS OF AGRICULTURE

Crawford County – Kansas

Farms with Black or African American Operators Compared with All Farms



Data are not available at this geographic level for farms with Black or African American operators.



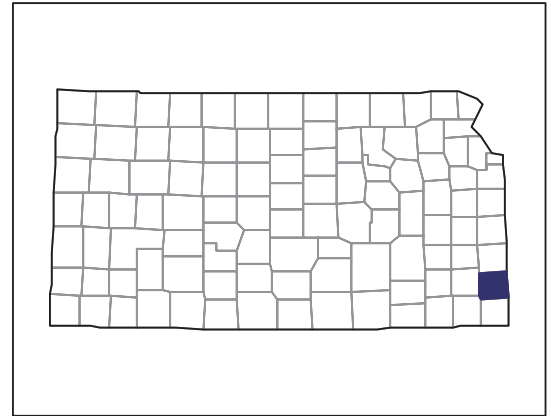
United States Department of Agriculture
National Agricultural Statistics Service

www.agcensus.usda.gov

2007 CENSUS OF AGRICULTURE

Crawford County – Kansas

Farms with Native Hawaiian or Other Pacific Islander Operators Compared with All Farms



Data are not available at this geographic level for farms with Native Hawaiian or Other Pacific Islander operators.



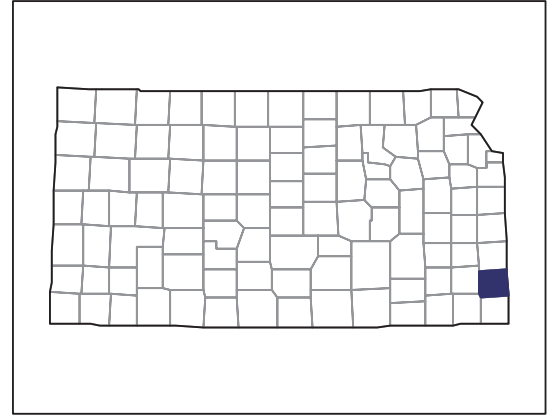
United States Department of Agriculture
National Agricultural Statistics Service

www.agcensus.usda.gov

2007 CENSUS OF AGRICULTURE

Crawford County – Kansas

**Farms with White Operators
Compared with All Farms**



Data are not available at this geographic level for farms with White operators.



United States Department of Agriculture
National Agricultural Statistics Service

www.agcensus.usda.gov

