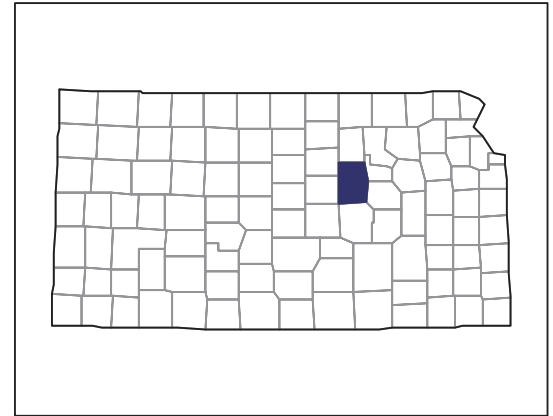


2007 CENSUS OF AGRICULTURE



Dickinson County – Kansas

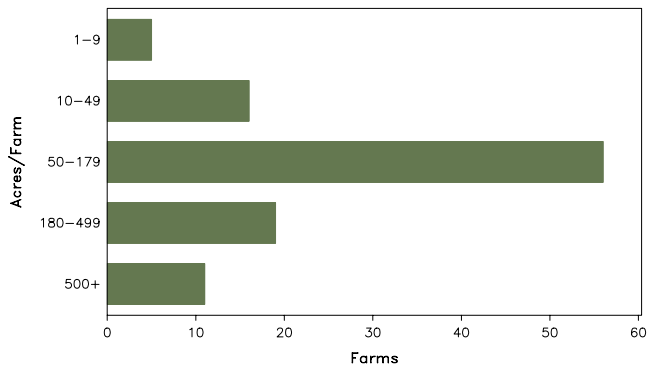
Farms with Women Principal Operators Compared with All Farms

	Women Principal Operators	All Farms
Number of Farms	107	1,046
Land in Farms	21,137 acres	536,885 acres
Average Size of Farm	198 acres	513 acres
Market Value of Products Sold	\$3,889,000	\$135,293,000
Crop Sales	\$1,007,000	\$50,121,000
Livestock Sales	\$2,882,000	\$85,172,000
Average Per Farm	\$36,345	\$129,343
Government Payments	\$347,000	\$6,404,000
Average Per Farm Receiving Payments	\$3,735	\$7,456

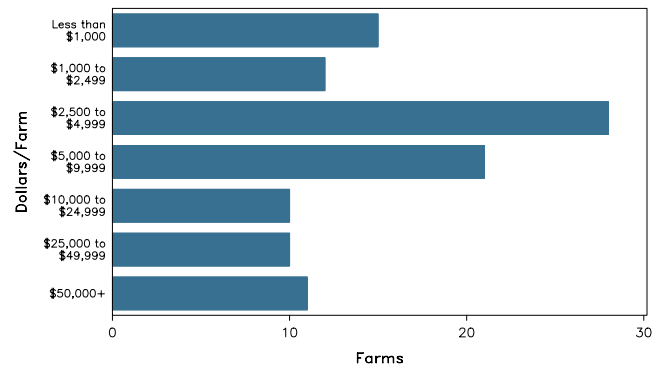
See footnotes on reverse page.

Farms with Women Principal Operators

Farms by Size



Farms by Economic Size



2007 CENSUS OF AGRICULTURE

Dickinson County – Kansas Farms with Women Principal Operators

Selected Highlights

Item	Farms	Quantity
MARKET VALUE OF AGRICULTURAL PRODUCTS SOLD (\$1,000)		
Total value of agricultural products sold	107	3,889
Value of crops including nursery and greenhouse	35	1,007
Value of livestock, poultry, and their products	37	2,882
VALUE OF SALES BY COMMODITY GROUP (\$1,000)		
Grains, oilseeds, dry beans, and dry peas	28	(D)
Tobacco	-	-
Cotton and cottonseed	-	-
Vegetables, melons, potatoes and sweet potatoes	-	-
Fruits, tree nuts, and berries	1	(D)
Nursery, greenhouse, floriculture, and sod	-	-
Cut Christmas trees and short rotation woody crops	-	-
Other crops and hay	9	(D)
Poultry and eggs	2	(D)
Cattle and calves	23	(D)
Milk and other dairy products from cows	-	-
Hogs and pigs	10	(D)
Sheep, goats, and their products	1	(D)
Horses, ponies, mules, burros, and donkeys	7	(D)
Aquaculture	-	-
Other animals and other animal products	-	-
TOP CROP ITEMS (acres)		
Wheat for grain, all	24	2,842
Forage - land used for all hay and haylage, grass silage, and greenchop	31	1,633
Soybeans for beans	11	1,314
Sorghum for grain	9	835
Oats for grain	6	100
TOP LIVESTOCK INVENTORY ITEMS (number)		
Hogs and pigs	2	(D)
Cattle and calves	20	1,708
Horses and ponies	18	239
Sheep and lambs	1	(D)
Layers	5	52

Operator Characteristics

Item	Quantity
Primary occupation:	
Farming	23
Other	84
Days worked off farm:	
None	31
Any	76
Years on present farm:	
2 years or less	5
3 to 4 years	5
5 to 9 years	17
10 years or more	80
Age group:	
Under 45 years	10
45 to 64 years	37
65 years and over	60
Average age of principal operator (years)	66.3

Economic Characteristics

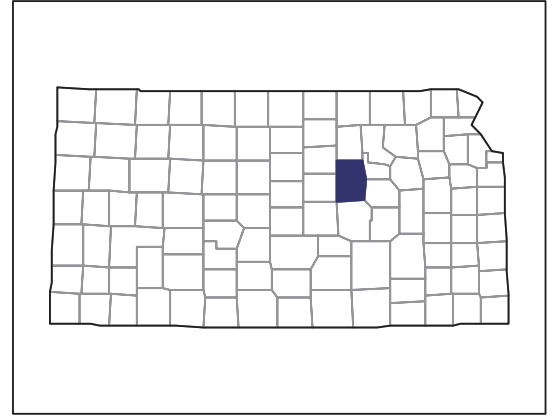
Item	Quantity
Farms by value of sales:	
Less than \$1,000	59
\$1,000 to \$2,499	4
\$2,500 to \$4,999	9
\$5,000 to \$9,999	8
\$10,000 to \$49,999	16
\$50,000 to \$99,999	3
\$100,000 to \$249,999	5
\$250,000 to \$499,999	1
\$500,000 or more	2
Total farm production expenses (\$1,000)	3,705
Average per farm (\$)	34,627
Net cash farm income of operation (\$1,000)	687
Average per farm (\$)	6,416
Value of agricultural products sold directly to individuals for human consumption (\$1,000)	7
Total organic product sales (\$1,000)	-
Total income from farm-related sources, gross before taxes and expenses (\$1,000)	155

See "Census of Agriculture, Volume 1, Geographic Area Series" for complete footnotes, explanations, definitions, and methodology.
(D) Cannot be disclosed. (Z) Less than half of the unit shown.

2007 CENSUS OF AGRICULTURE

Dickinson County – Kansas

Farms with Spanish, Hispanic, or Latino Operators Compared with All Farms



Data are not available at this geographic level for farms with Spanish, Hispanic, or Latino operators.



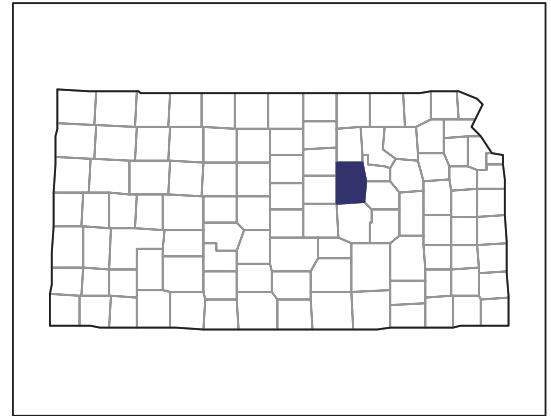
United States Department of Agriculture
National Agricultural Statistics Service

www.agcensus.usda.gov

2007 CENSUS OF AGRICULTURE

Dickinson County – Kansas

Farms with American Indian or Alaska Native Operators Compared with All Farms



Data are not available at this geographic level for farms with American Indian or Alaska Native operators.



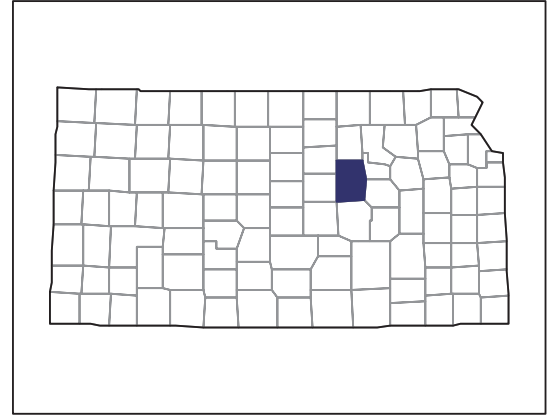
United States Department of Agriculture
National Agricultural Statistics Service

www.agcensus.usda.gov

2007 CENSUS OF AGRICULTURE

Dickinson County – Kansas

Farms with Asian Operators Compared with All Farms



Data are not available at this geographic level for farms with Asian operators.



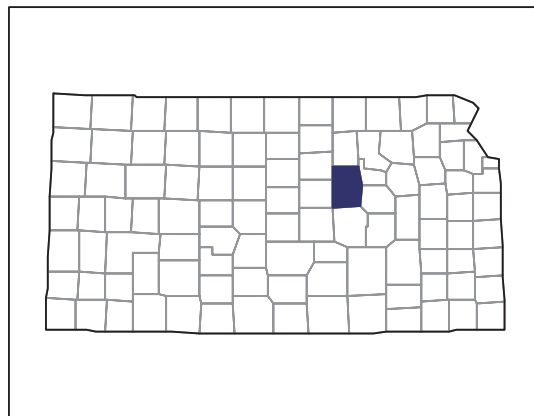
United States Department of Agriculture
National Agricultural Statistics Service

www.agcensus.usda.gov

2007 CENSUS OF AGRICULTURE

Dickinson County – Kansas

Farms with Black or African American Operators Compared with All Farms



Data are not available at this geographic level for farms with Black or African American operators.



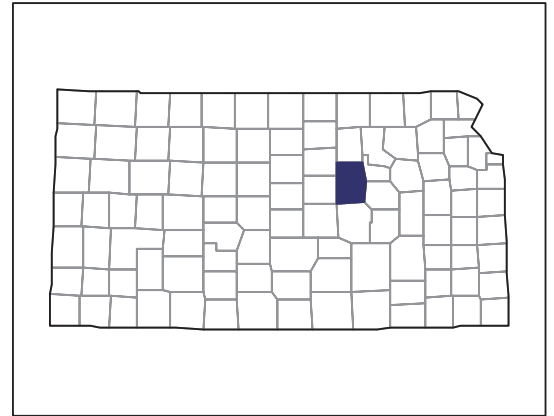
United States Department of Agriculture
National Agricultural Statistics Service

www.agcensus.usda.gov

2007 CENSUS OF AGRICULTURE

Dickinson County – Kansas

Farms with Native Hawaiian or Other Pacific Islander Operators Compared with All Farms



Data are not available at this geographic level for farms with Native Hawaiian or Other Pacific Islander operators.



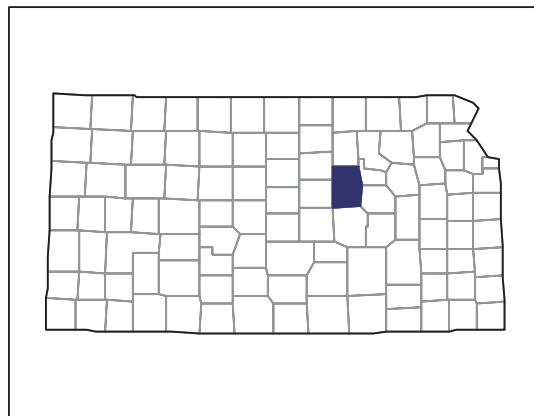
United States Department of Agriculture
National Agricultural Statistics Service

www.agcensus.usda.gov

2007 CENSUS OF AGRICULTURE

Dickinson County – Kansas

Farms with White Operators Compared with All Farms



Data are not available at this geographic level for farms with White operators.



United States Department of Agriculture
National Agricultural Statistics Service

www.agcensus.usda.gov

