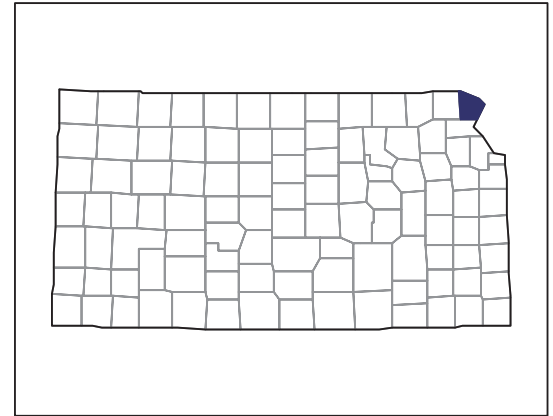


# 2007 CENSUS OF AGRICULTURE



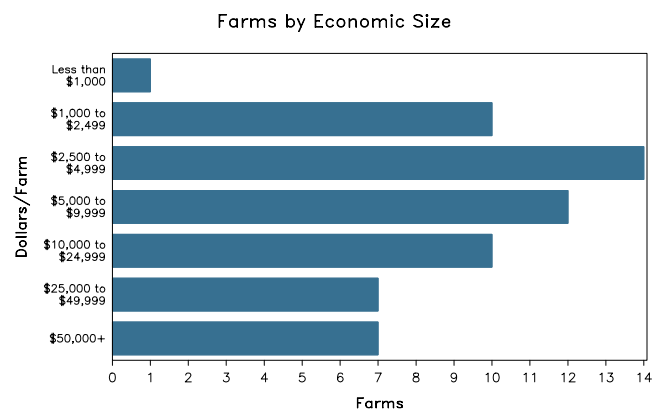
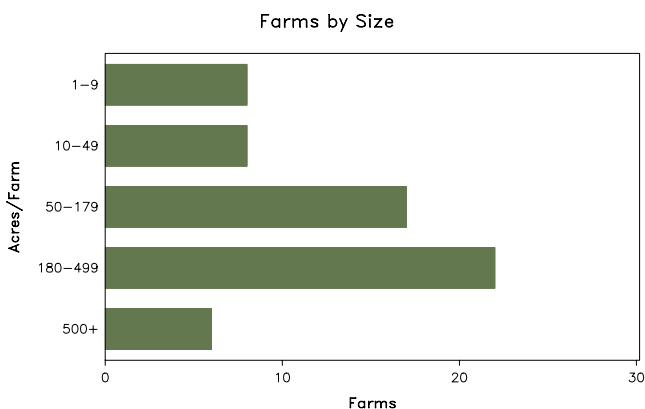
## Doniphan County – Kansas

### Farms with Women Principal Operators Compared with All Farms

	Women Principal Operators	All Farms
<b>Number of Farms</b>	61	573
<b>Land in Farms</b>	11,737 acres	247,815 acres
<b>Average Size of Farm</b>	192 acres	432 acres
<b>Market Value of Products Sold</b>	\$1,541,000	\$74,956,000
Crop Sales	\$1,309,000	\$67,800,000
Livestock Sales	\$232,000	\$7,155,000
Average Per Farm	\$25,256	\$130,813
<b>Government Payments</b>	\$397,000	\$2,898,000
Average Per Farm Receiving Payments	\$8,280	\$6,966

See footnotes on reverse page.

### Farms with Women Principal Operators



# 2007 CENSUS OF AGRICULTURE

## Doniphan County – Kansas Farms with Women Principal Operators

### Selected Highlights

Item	Farms	Quantity
<b>MARKET VALUE OF AGRICULTURAL PRODUCTS SOLD (\$1,000)</b>		
Total value of agricultural products sold	61	1,541
Value of crops including nursery and greenhouse	22	1,309
Value of livestock, poultry, and their products	14	232
<b>VALUE OF SALES BY COMMODITY GROUP (\$1,000)</b>		
Grains, oilseeds, dry beans, and dry peas	16	1,266
Tobacco	-	-
Cotton and cottonseed	-	-
Vegetables, melons, potatoes and sweet potatoes	3	10
Fruits, tree nuts, and berries	3	3
Nursery, greenhouse, floriculture, and sod	-	-
Cut Christmas trees and short rotation woody crops	-	-
Other crops and hay	7	30
Poultry and eggs	2	(D)
Cattle and calves	7	(D)
Milk and other dairy products from cows	1	(D)
Hogs and pigs	-	-
Sheep, goats, and their products	-	-
Horses, ponies, mules, burros, and donkeys	5	(D)
Aquaculture	-	-
Other animals and other animal products	-	-
<b>TOP CROP ITEMS (acres)</b>		
Corn for grain	12	1,572
Soybeans for beans	14	1,087
Forage - land used for all hay and haylage, grass silage, and greenchop	11	516
Wheat for grain, all	1	(D)
Vegetables harvested for sale	3	7
<b>TOP LIVESTOCK INVENTORY ITEMS (number)</b>		
Broilers and other meat-type chickens	2	(D)
Cattle and calves	7	198
Layers	3	106
Pullets for laying flock replacement	2	(D)
Horses and ponies	11	46

### Operator Characteristics

Item	Quantity
Primary occupation:	
Farming	19
Other	42
Days worked off farm:	
None	21
Any	40
Years on present farm:	
2 years or less	4
3 to 4 years	3
5 to 9 years	18
10 years or more	36
Age group:	
Under 45 years	15
45 to 64 years	26
65 years and over	20
Average age of principal operator (years)	58.8

### Economic Characteristics

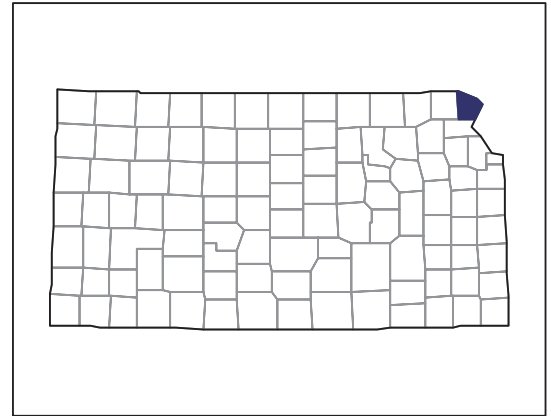
Item	Quantity
Farms by value of sales:	
Less than \$1,000	33
\$1,000 to \$2,499	6
\$2,500 to \$4,999	3
\$5,000 to \$9,999	4
\$10,000 to \$49,999	8
\$50,000 to \$99,999	3
\$100,000 to \$249,999	2
\$250,000 to \$499,999	1
\$500,000 or more	1
Total farm production expenses (\$1,000)	1,146
Average per farm (\$)	18,792
Net cash farm income of operation (\$1,000)	1,478
Average per farm (\$)	24,226
Value of agricultural products sold directly to individuals for human consumption (\$1,000)	14
Total organic product sales (\$1,000)	-
Total income from farm-related sources, gross before taxes and expenses (\$1,000)	686

See "Census of Agriculture, Volume 1, Geographic Area Series" for complete footnotes, explanations, definitions, and methodology.  
(D) Cannot be disclosed. (Z) Less than half of the unit shown.

# 2007 CENSUS OF AGRICULTURE

## Doniphan County – Kansas

### Farms with Spanish, Hispanic, or Latino Operators Compared with All Farms



Data are not available at this geographic level for farms with Spanish, Hispanic, or Latino operators.



United States Department of Agriculture  
National Agricultural Statistics Service

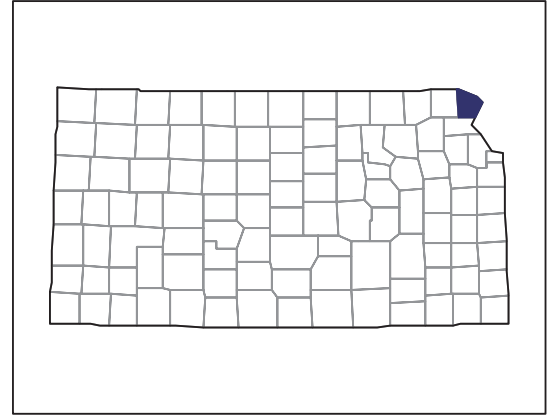
[www.agcensus.usda.gov](http://www.agcensus.usda.gov)



# 2007 CENSUS OF AGRICULTURE

## Doniphan County – Kansas

### Farms with American Indian or Alaska Native Operators Compared with All Farms



Data are not available at this geographic level for farms with American Indian or Alaska Native operators.



United States Department of Agriculture  
National Agricultural Statistics Service

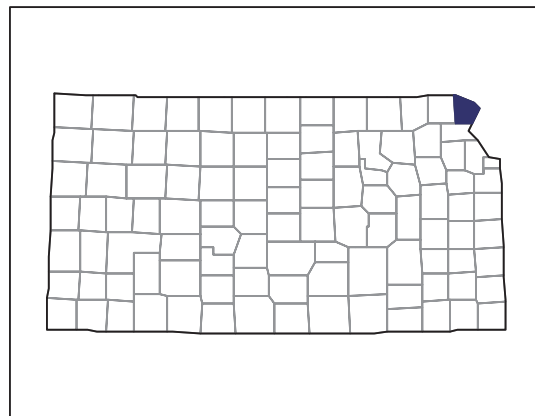
[www.agcensus.usda.gov](http://www.agcensus.usda.gov)



# 2007 CENSUS OF AGRICULTURE

## Doniphan County – Kansas

### Farms with Asian Operators Compared with All Farms



Data are not available at this geographic level for farms with Asian operators.



United States Department of Agriculture  
National Agricultural Statistics Service

[www.agcensus.usda.gov](http://www.agcensus.usda.gov)

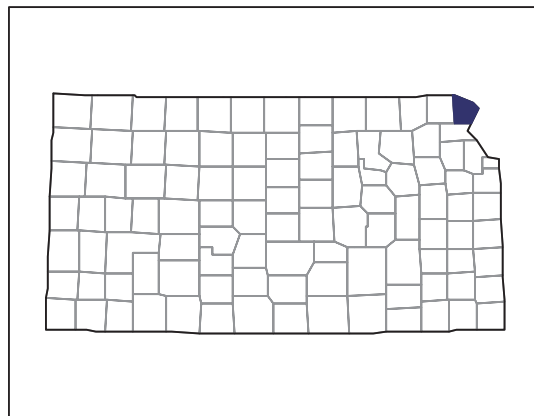




# 2007 CENSUS OF AGRICULTURE

## Doniphan County – Kansas

### Farms with Black or African American Operators Compared with All Farms



Data are not available at this geographic level for farms with Black or African American operators.



United States Department of Agriculture  
National Agricultural Statistics Service

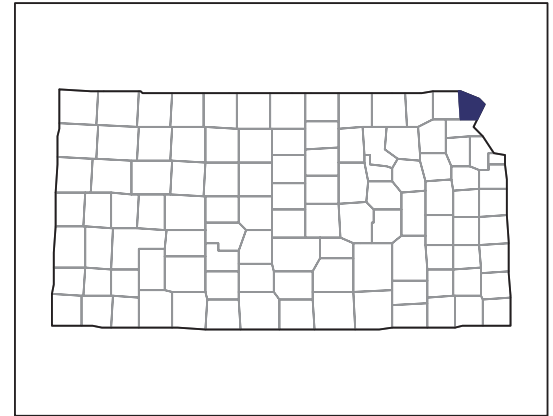
[www.agcensus.usda.gov](http://www.agcensus.usda.gov)



# 2007 CENSUS OF AGRICULTURE

## Doniphan County – Kansas

### Farms with Native Hawaiian or Other Pacific Islander Operators Compared with All Farms



Data are not available at this geographic level for farms with Native Hawaiian or Other Pacific Islander operators.



United States Department of Agriculture  
National Agricultural Statistics Service

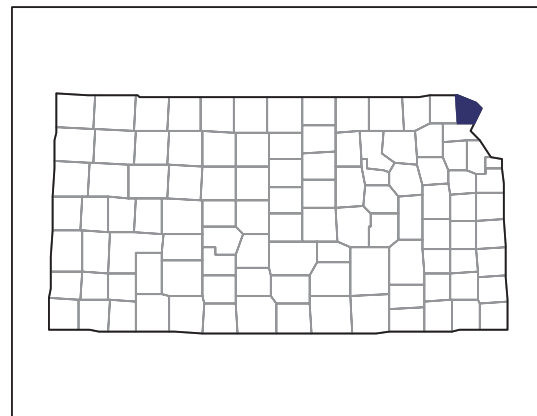
[www.agcensus.usda.gov](http://www.agcensus.usda.gov)



# 2007 CENSUS OF AGRICULTURE

## Doniphan County – Kansas

### Farms with White Operators Compared with All Farms



Data are not available at this geographic level for farms with White operators.



United States Department of Agriculture  
National Agricultural Statistics Service

[www.agcensus.usda.gov](http://www.agcensus.usda.gov)

