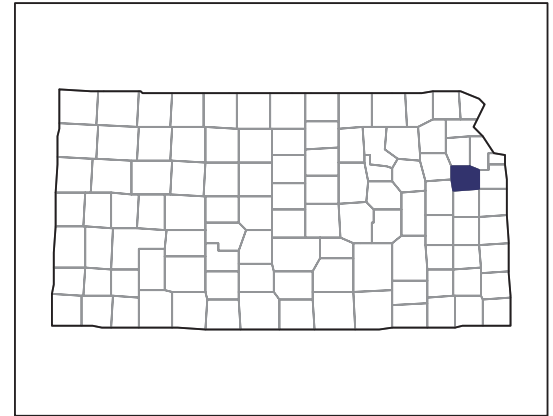


2007 CENSUS OF AGRICULTURE



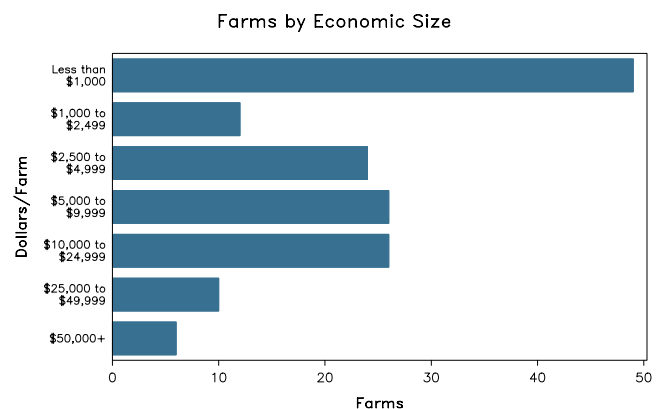
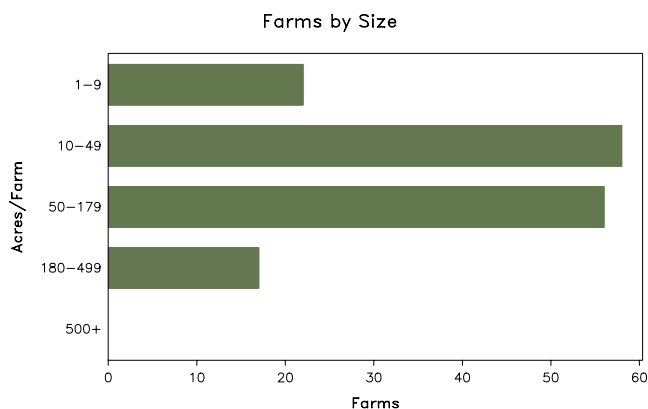
Douglas County – Kansas

Farms with Women Principal Operators Compared with All Farms

	Women Principal Operators	All Farms
Number of Farms	153	1,040
Land in Farms	11,665 acres	220,636 acres
Average Size of Farm	76 acres	212 acres
Market Value of Products Sold	\$1,731,000	\$41,262,000
Crop Sales	\$888,000	\$27,973,000
Livestock Sales	\$843,000	\$13,289,000
Average Per Farm	\$11,314	\$39,675
Government Payments	\$147,000	\$1,994,000
Average Per Farm Receiving Payments	\$2,619	\$4,335

See footnotes on reverse page.

Farms with Women Principal Operators



2007 CENSUS OF AGRICULTURE

Douglas County – Kansas Farms with Women Principal Operators

Selected Highlights

Item	Farms	Quantity
MARKET VALUE OF AGRICULTURAL PRODUCTS SOLD (\$1,000)		
Total value of agricultural products sold	153	1,731
Value of crops including nursery and greenhouse	59	888
Value of livestock, poultry, and their products	53	843
VALUE OF SALES BY COMMODITY GROUP (\$1,000)		
Grains, oilseeds, dry beans, and dry peas	13	153
Tobacco	-	-
Cotton and cottonseed	-	-
Vegetables, melons, potatoes and sweet potatoes	9	277
Fruits, tree nuts, and berries	2	(D)
Nursery, greenhouse, floriculture, and sod	10	283
Cut Christmas trees and short rotation woody crops	2	(D)
Other crops and hay	34	119
Poultry and eggs	10	(D)
Cattle and calves	39	378
Milk and other dairy products from cows	3	(D)
Hogs and pigs	2	(D)
Sheep, goats, and their products	9	(D)
Horses, ponies, mules, burros, and donkeys	6	82
Aquaculture	-	-
Other animals and other animal products	2	(D)
TOP CROP ITEMS (acres)		
Forage - land used for all hay and haylage, grass silage, and greenchop	68	2,637
Soybeans for beans	10	483
Corn for grain	4	134
Wheat for grain, all	3	110
Vegetables harvested for sale	9	80
TOP LIVESTOCK INVENTORY ITEMS (number)		
Cattle and calves	43	1,160
Horses and ponies	59	616
Layers	11	398
Rabbits and their pelts	2	(D)
Goats, all	6	72

Operator Characteristics

Item	Quantity
Primary occupation:	
Farming	53
Other	100
Days worked off farm:	
None	54
Any	99
Years on present farm:	
2 years or less	18
3 to 4 years	10
5 to 9 years	26
10 years or more	99
Age group:	
Under 45 years	10
45 to 64 years	89
65 years and over	54
Average age of principal operator (years)	62.5

Economic Characteristics

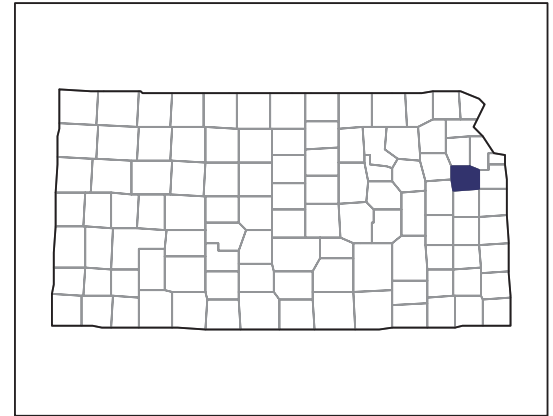
Item	Quantity
Farms by value of sales:	
Less than \$1,000	74
\$1,000 to \$2,499	5
\$2,500 to \$4,999	17
\$5,000 to \$9,999	18
\$10,000 to \$49,999	33
\$50,000 to \$99,999	3
\$100,000 to \$249,999	3
\$250,000 to \$499,999	-
\$500,000 or more	-
Total farm production expenses (\$1,000)	2,184
Average per farm (\$)	14,272
Net cash farm income of operation (\$1,000)	67
Average per farm (\$)	439
Value of agricultural products sold directly to individuals for human consumption (\$1,000)	241
Total organic product sales (\$1,000)	-
Total income from farm-related sources, gross before taxes and expenses (\$1,000)	373

See "Census of Agriculture, Volume 1, Geographic Area Series" for complete footnotes, explanations, definitions, and methodology.
(D) Cannot be disclosed. (Z) Less than half of the unit shown.

2007 CENSUS OF AGRICULTURE

Douglas County – Kansas

Farms with Spanish, Hispanic, or Latino Operators Compared with All Farms



Data are not available at this geographic level for farms with Spanish, Hispanic, or Latino operators.



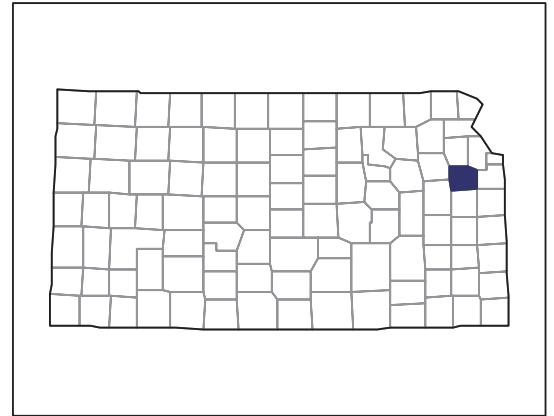
United States Department of Agriculture
National Agricultural Statistics Service

www.agcensus.usda.gov

2007 CENSUS OF AGRICULTURE

Douglas County – Kansas

Farms with American Indian or Alaska Native Operators Compared with All Farms



Data are not available at this geographic level for farms with American Indian or Alaska Native operators.



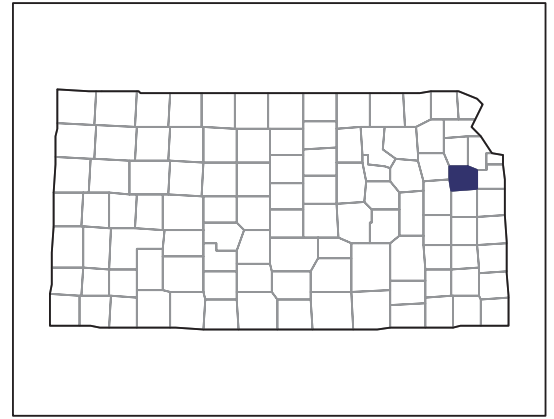
United States Department of Agriculture
National Agricultural Statistics Service

www.agcensus.usda.gov

2007 CENSUS OF AGRICULTURE

Douglas County – Kansas

Farms with Asian Operators Compared with All Farms



Data are not available at this geographic level for farms with Asian operators.



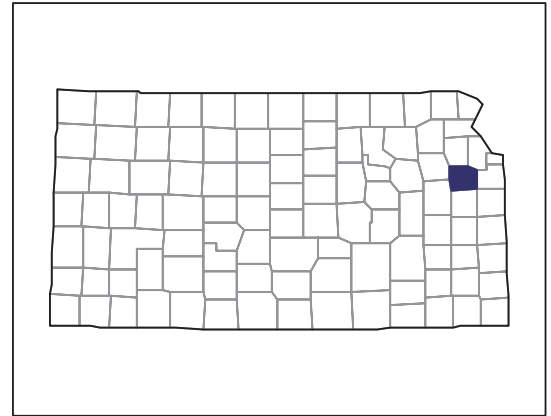
United States Department of Agriculture
National Agricultural Statistics Service

www.agcensus.usda.gov

2007 CENSUS OF AGRICULTURE

Douglas County – Kansas

Farms with Black or African American Operators Compared with All Farms



Data are not available at this geographic level for farms with Black or African American operators.



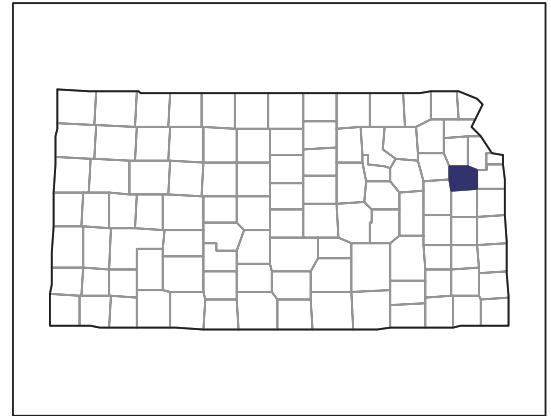
United States Department of Agriculture
National Agricultural Statistics Service

www.agcensus.usda.gov

2007 CENSUS OF AGRICULTURE

Douglas County – Kansas

Farms with Native Hawaiian or Other Pacific Islander Operators Compared with All Farms



Data are not available at this geographic level for farms with Native Hawaiian or Other Pacific Islander operators.



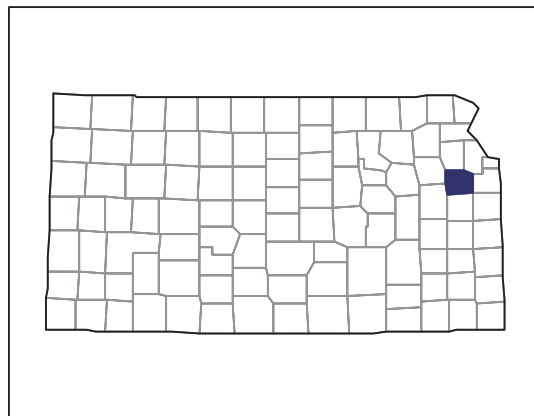
United States Department of Agriculture
National Agricultural Statistics Service

www.agcensus.usda.gov

2007 CENSUS OF AGRICULTURE

Douglas County – Kansas

Farms with White Operators Compared with All Farms



Data are not available at this geographic level for farms with White operators.



United States Department of Agriculture
National Agricultural Statistics Service

www.agcensus.usda.gov

