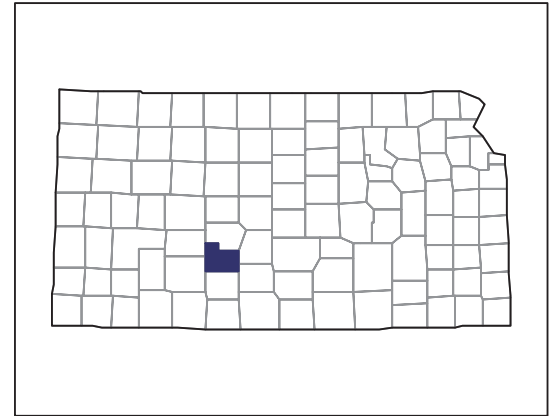


2007 CENSUS OF AGRICULTURE



Edwards County – Kansas

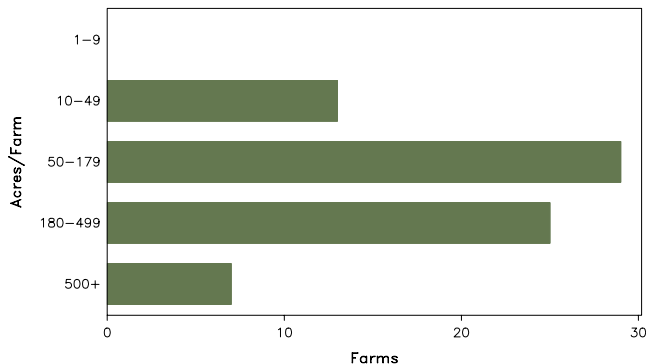
Farms with Women Principal Operators Compared with All Farms

	Women Principal Operators	All Farms
Number of Farms	74	371
Land in Farms	19,770 acres	439,243 acres
Average Size of Farm	267 acres	1,184 acres
Market Value of Products Sold	\$2,000,000	\$172,990,000
Crop Sales	\$2,000,000	\$73,732,000
Livestock Sales	-	\$99,258,000
Average Per Farm	\$27,030	\$466,280
Government Payments	\$538,000	\$5,086,000
Average Per Farm Receiving Payments	\$7,267	\$15,047

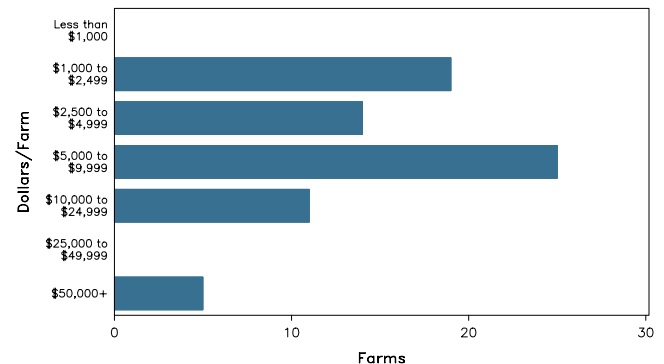
See footnotes on reverse page.

Farms with Women Principal Operators

Farms by Size



Farms by Economic Size



2007 CENSUS OF AGRICULTURE

Edwards County – Kansas Farms with Women Principal Operators

Selected Highlights

Item	Farms	Quantity
MARKET VALUE OF AGRICULTURAL PRODUCTS SOLD (\$1,000)		
Total value of agricultural products sold	74	2,000
Value of crops including nursery and greenhouse	8	2,000
Value of livestock, poultry, and their products	-	-
VALUE OF SALES BY COMMODITY GROUP (\$1,000)		
Grains, oilseeds, dry beans, and dry peas	8	(D)
Tobacco	-	-
Cotton and cottonseed	-	-
Vegetables, melons, potatoes and sweet potatoes	-	-
Fruits, tree nuts, and berries	-	-
Nursery, greenhouse, floriculture, and sod	-	-
Cut Christmas trees and short rotation woody crops	-	-
Other crops and hay	4	(D)
Poultry and eggs	-	-
Cattle and calves	-	-
Milk and other dairy products from cows	-	-
Hogs and pigs	-	-
Sheep, goats, and their products	-	-
Horses, ponies, mules, burros, and donkeys	-	-
Aquaculture	-	-
Other animals and other animal products	-	-
TOP CROP ITEMS (acres)		
Corn for grain	5	2,926
Forage - land used for all hay and haylage, grass silage, and greenchop	4	436
Wheat for grain, all	4	435
Soybeans for beans	1	(D)
TOP LIVESTOCK INVENTORY ITEMS (number)		
Cattle and calves	2	(D)

Operator Characteristics

Item	Quantity
Primary occupation:	
Farming	14
Other	60
Days worked off farm:	
None	42
Any	32
Years on present farm:	
2 years or less	13
3 to 4 years	3
5 to 9 years	15
10 years or more	43
Age group:	
Under 45 years	5
45 to 64 years	24
65 years and over	45
Average age of principal operator (years)	65.8

Economic Characteristics

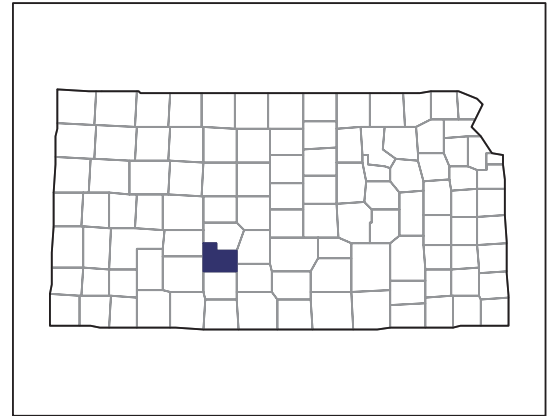
Item	Quantity
Farms by value of sales:	
Less than \$1,000	68
\$1,000 to \$2,499	-
\$2,500 to \$4,999	-
\$5,000 to \$9,999	1
\$10,000 to \$49,999	-
\$50,000 to \$99,999	2
\$100,000 to \$249,999	-
\$250,000 to \$499,999	2
\$500,000 or more	1
Total farm production expenses (\$1,000)	778
Average per farm (\$)	10,512
Net cash farm income of operation (\$1,000)	2,015
Average per farm (\$)	27,229
Value of agricultural products sold directly to individuals for human consumption (\$1,000)	-
Total organic product sales (\$1,000)	-
Total income from farm-related sources, gross before taxes and expenses (\$1,000)	255

See "Census of Agriculture, Volume 1, Geographic Area Series" for complete footnotes, explanations, definitions, and methodology.
(D) Cannot be disclosed. (Z) Less than half of the unit shown.

2007 CENSUS OF AGRICULTURE

Edwards County – Kansas

Farms with Spanish, Hispanic, or Latino Operators Compared with All Farms



Data are not available at this geographic level for farms with Spanish, Hispanic, or Latino operators.



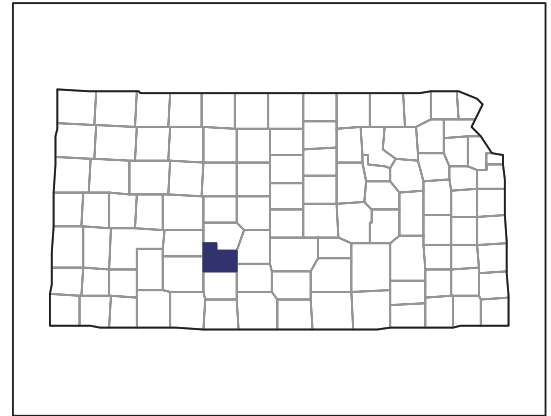
United States Department of Agriculture
National Agricultural Statistics Service

www.agcensus.usda.gov

2007 CENSUS OF AGRICULTURE

Edwards County – Kansas

Farms with American Indian or Alaska Native Operators Compared with All Farms



Data are not available at this geographic level for farms with American Indian or Alaska Native operators.



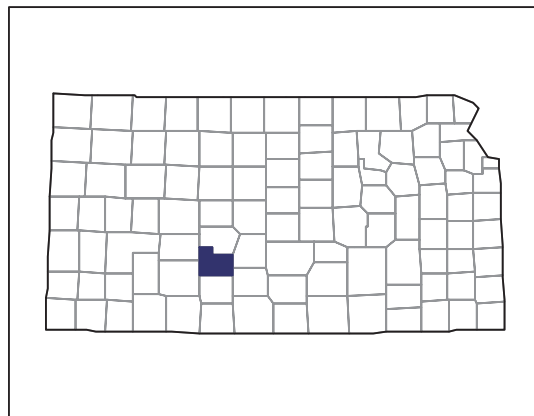
United States Department of Agriculture
National Agricultural Statistics Service

www.agcensus.usda.gov

2007 CENSUS OF AGRICULTURE

Edwards County – Kansas

Farms with Asian Operators Compared with All Farms



Data are not available at this geographic level for farms with Asian operators.



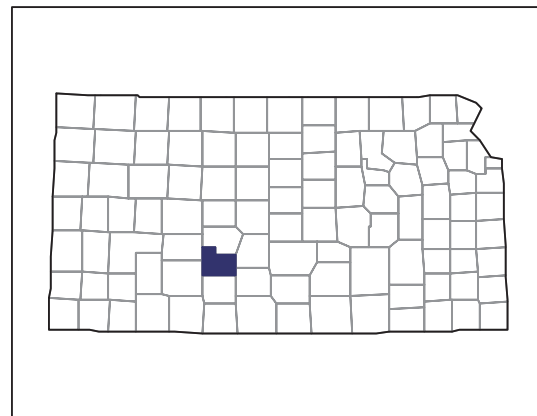
United States Department of Agriculture
National Agricultural Statistics Service

www.agcensus.usda.gov

2007 CENSUS OF AGRICULTURE

Edwards County – Kansas

Farms with Black or African American Operators Compared with All Farms



Data are not available at this geographic level for farms with Black or African American operators.



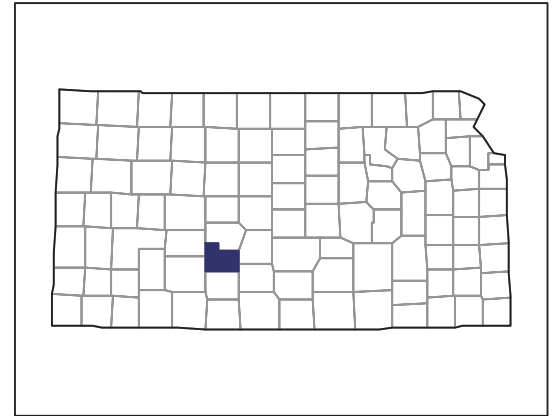
United States Department of Agriculture
National Agricultural Statistics Service

www.agcensus.usda.gov

2007 CENSUS OF AGRICULTURE

Edwards County – Kansas

Farms with Native Hawaiian or Other Pacific Islander Operators Compared with All Farms



Data are not available at this geographic level for farms with Native Hawaiian or Other Pacific Islander operators.



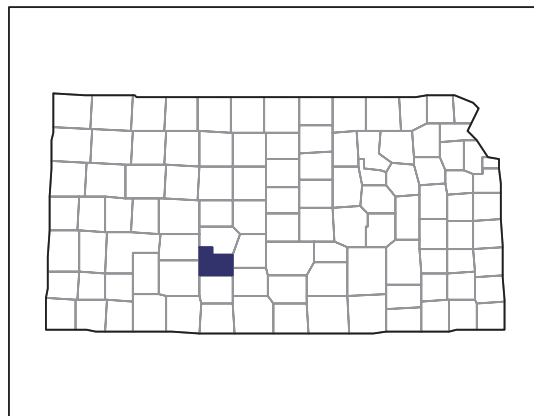
United States Department of Agriculture
National Agricultural Statistics Service

www.agcensus.usda.gov

2007 CENSUS OF AGRICULTURE

Edwards County – Kansas

Farms with White Operators Compared with All Farms



Data are not available at this geographic level for farms with White operators.



United States Department of Agriculture
National Agricultural Statistics Service

www.agcensus.usda.gov

