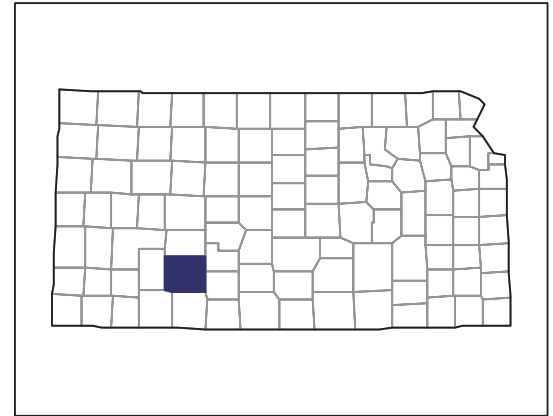


2007 CENSUS OF AGRICULTURE



Ford County – Kansas

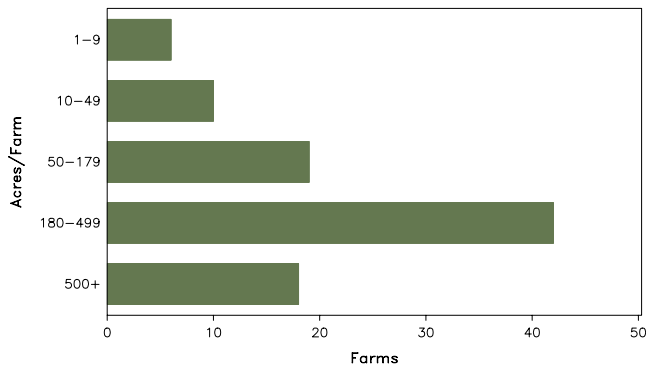
Farms with Women Principal Operators Compared with All Farms

	Women Principal Operators	All Farms
Number of Farms	95	664
Land in Farms	33,366 acres	634,240 acres
Average Size of Farm	351 acres	955 acres
Market Value of Products Sold	\$2,862,000	\$474,076,000
Crop Sales	\$2,131,000	\$87,004,000
Livestock Sales	\$730,000	\$387,072,000
Average Per Farm	\$30,123	\$713,970
Government Payments	\$902,000	\$7,550,000
Average Per Farm Receiving Payments	\$11,412	\$14,381

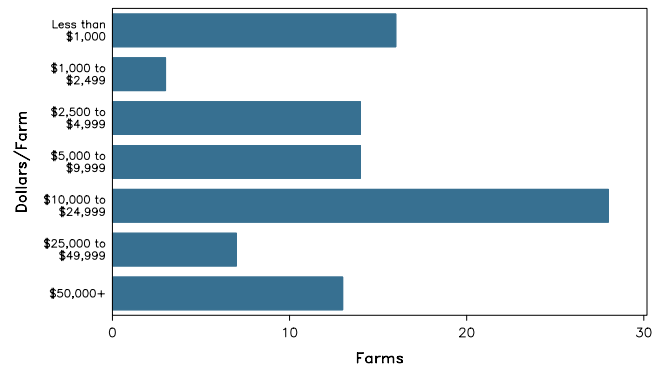
See footnotes on reverse page.

Farms with Women Principal Operators

Farms by Size



Farms by Economic Size



2007 CENSUS OF AGRICULTURE

Ford County – Kansas Farms with Women Principal Operators

Selected Highlights

Item	Farms	Quantity
MARKET VALUE OF AGRICULTURAL PRODUCTS SOLD (\$1,000)		
Total value of agricultural products sold	95	2,862
Value of crops including nursery and greenhouse	20	2,131
Value of livestock, poultry, and their products	14	730
VALUE OF SALES BY COMMODITY GROUP (\$1,000)		
Grains, oilseeds, dry beans, and dry peas	16	(D)
Tobacco	-	-
Cotton and cottonseed	-	-
Vegetables, melons, potatoes and sweet potatoes	-	-
Fruits, tree nuts, and berries	-	-
Nursery, greenhouse, floriculture, and sod	1	(D)
Cut Christmas trees and short rotation woody crops	-	-
Other crops and hay	7	(D)
Poultry and eggs	-	-
Cattle and calves	12	(D)
Milk and other dairy products from cows	-	-
Hogs and pigs	1	(D)
Sheep, goats, and their products	3	(D)
Horses, ponies, mules, burros, and donkeys	1	(D)
Aquaculture	-	-
Other animals and other animal products	-	-
TOP CROP ITEMS (acres)		
Wheat for grain, all	16	2,164
Corn for grain	6	1,259
Sorghum for grain	7	1,202
Forage - land used for all hay and haylage, grass silage, and greenchop	9	972
Barley for grain	3	525
TOP LIVESTOCK INVENTORY ITEMS (number)		
Cattle and calves	12	1,112
Horses and ponies	13	90
Hogs and pigs	1	(D)
Broilers and other meat-type chickens	1	(D)
Goats, all	1	(D)

Operator Characteristics

Item	Quantity
Primary occupation:	
Farming	21
Other	74
Days worked off farm:	
None	54
Any	41
Years on present farm:	
2 years or less	5
3 to 4 years	2
5 to 9 years	11
10 years or more	77
Age group:	
Under 45 years	3
45 to 64 years	31
65 years and over	61
Average age of principal operator (years)	68.9

Economic Characteristics

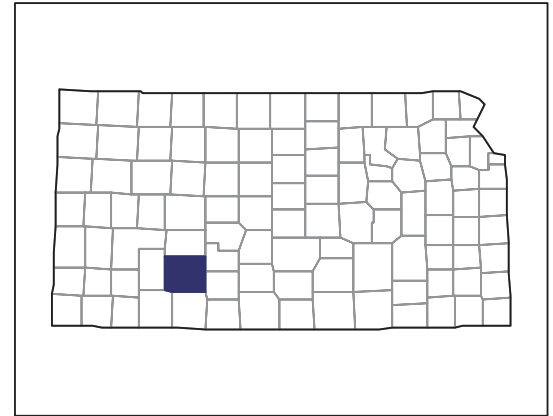
Item	Quantity
Farms by value of sales:	
Less than \$1,000	69
\$1,000 to \$2,499	2
\$2,500 to \$4,999	1
\$5,000 to \$9,999	2
\$10,000 to \$49,999	10
\$50,000 to \$99,999	1
\$100,000 to \$249,999	8
\$250,000 to \$499,999	1
\$500,000 or more	1
Total farm production expenses (\$1,000)	1,736
Average per farm (\$)	18,278
Net cash farm income of operation (\$1,000)	2,643
Average per farm (\$)	27,818
Value of agricultural products sold directly to individuals for human consumption (\$1,000)	36
Total organic product sales (\$1,000)	-
Total income from farm-related sources, gross before taxes and expenses (\$1,000)	616

See "Census of Agriculture, Volume 1, Geographic Area Series" for complete footnotes, explanations, definitions, and methodology.
(D) Cannot be disclosed. (Z) Less than half of the unit shown.

2007 CENSUS OF AGRICULTURE

Ford County – Kansas

Farms with Spanish, Hispanic, or Latino Operators Compared with All Farms



Data are not available at this geographic level for farms with Spanish, Hispanic, or Latino operators.



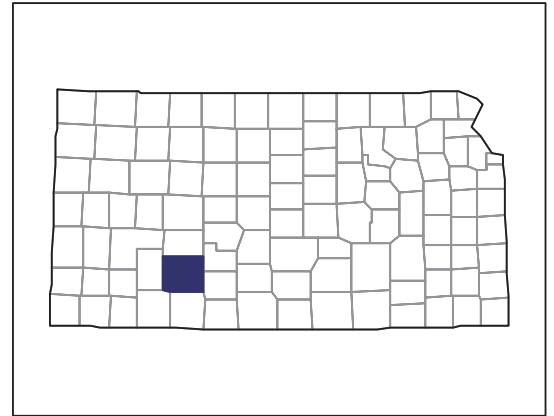
United States Department of Agriculture
National Agricultural Statistics Service

www.agcensus.usda.gov

2007 CENSUS OF AGRICULTURE

Ford County – Kansas

Farms with American Indian or Alaska Native Operators Compared with All Farms



Data are not available at this geographic level for farms with American Indian or Alaska Native operators.



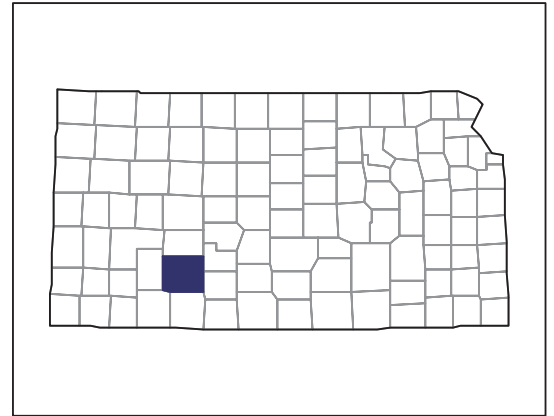
United States Department of Agriculture
National Agricultural Statistics Service

www.agcensus.usda.gov

2007 CENSUS OF AGRICULTURE

Ford County – Kansas

**Farms with Asian Operators
Compared with All Farms**



Data are not available at this geographic level for farms with Asian operators.



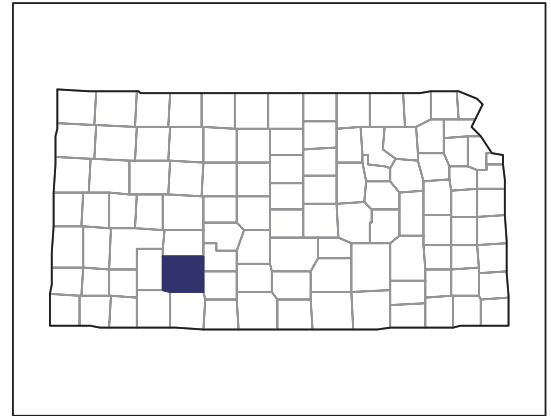
United States Department of Agriculture
National Agricultural Statistics Service

www.agcensus.usda.gov

2007 CENSUS OF AGRICULTURE

Ford County – Kansas

Farms with Black or African American Operators Compared with All Farms



Data are not available at this geographic level for farms with Black or African American operators.



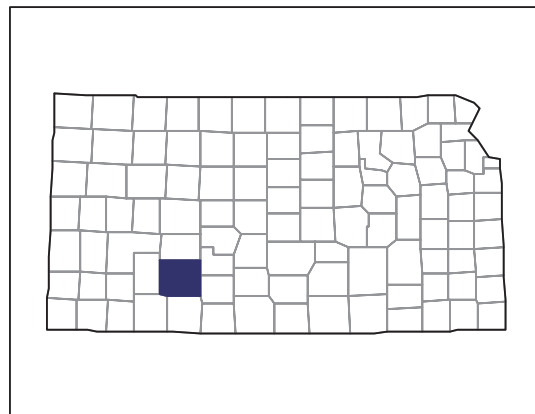
United States Department of Agriculture
National Agricultural Statistics Service

www.agcensus.usda.gov

2007 CENSUS OF AGRICULTURE

Ford County – Kansas

Farms with Native Hawaiian or Other Pacific Islander Operators Compared with All Farms



Data are not available at this geographic level for farms with Native Hawaiian or Other Pacific Islander operators.



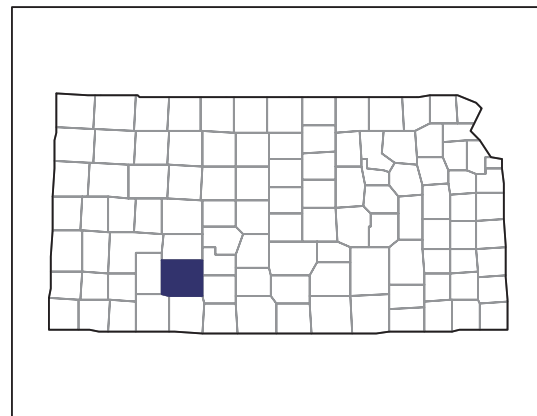
United States Department of Agriculture
National Agricultural Statistics Service

www.agcensus.usda.gov

2007 CENSUS *OF* AGRICULTURE

Ford County – Kansas

**Farms with White Operators
Compared with All Farms**



Data are not available at this geographic level for farms with White operators.



United States Department of Agriculture
National Agricultural Statistics Service

www.agcensus.usda.gov

