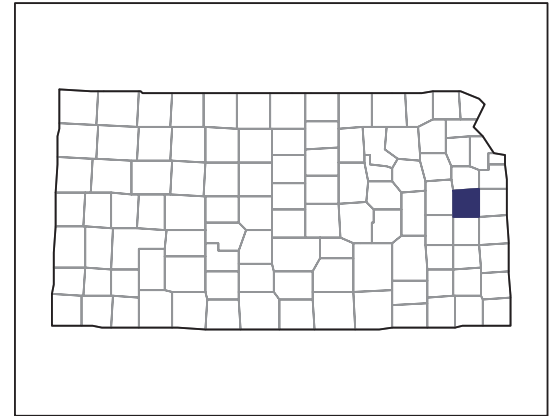


2007 CENSUS OF AGRICULTURE



Franklin County – Kansas

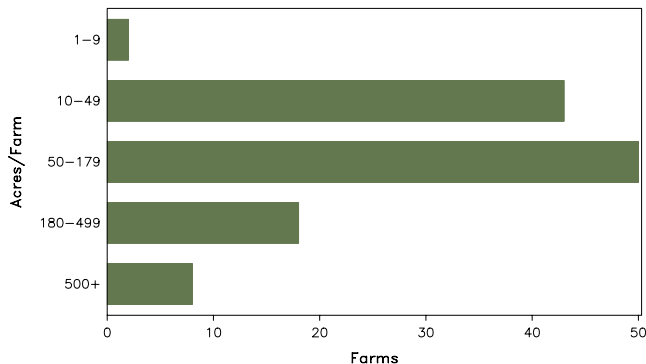
Farms with Women Principal Operators Compared with All Farms

	Women Principal Operators	All Farms
Number of Farms	121	1,051
Land in Farms	19,302 acres	313,546 acres
Average Size of Farm	160 acres	298 acres
Market Value of Products Sold	\$1,297,000	\$67,209,000
Crop Sales	\$642,000	\$32,349,000
Livestock Sales	\$655,000	\$34,859,000
Average Per Farm	\$10,716	\$63,947
Government Payments	\$130,000	\$2,028,000
Average Per Farm Receiving Payments	\$2,315	\$4,047

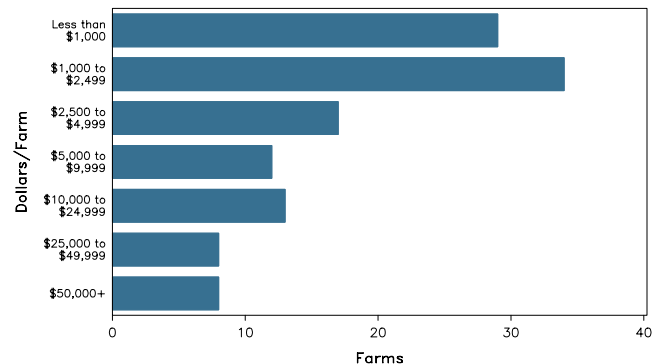
See footnotes on reverse page.

Farms with Women Principal Operators

Farms by Size



Farms by Economic Size



2007 CENSUS OF AGRICULTURE

Franklin County – Kansas Farms with Women Principal Operators

Selected Highlights

Item	Farms	Quantity
MARKET VALUE OF AGRICULTURAL PRODUCTS SOLD (\$1,000)		
Total value of agricultural products sold	121	1,297
Value of crops including nursery and greenhouse	41	642
Value of livestock, poultry, and their products	70	655
VALUE OF SALES BY COMMODITY GROUP (\$1,000)		
Grains, oilseeds, dry beans, and dry peas	23	(D)
Tobacco	-	-
Cotton and cottonseed	-	-
Vegetables, melons, potatoes and sweet potatoes	4	(D)
Fruits, tree nuts, and berries	-	-
Nursery, greenhouse, floriculture, and sod	1	(D)
Cut Christmas trees and short rotation woody crops	-	-
Other crops and hay	23	117
Poultry and eggs	6	18
Cattle and calves	57	553
Milk and other dairy products from cows	4	60
Hogs and pigs	-	-
Sheep, goats, and their products	2	(D)
Horses, ponies, mules, burros, and donkeys	6	16
Aquaculture	-	-
Other animals and other animal products	3	(D)
TOP CROP ITEMS (acres)		
Forage - land used for all hay and haylage, grass silage, and greenchop	56	2,847
Soybeans for beans	14	1,697
Wheat for grain, all	10	742
Corn for grain	7	325
Sorghum for grain	2	(D)
TOP LIVESTOCK INVENTORY ITEMS (number)		
Broilers and other meat-type chickens	2	(D)
Cattle and calves	70	1,787
Horses and ponies	46	312
Layers	6	261
Turkeys	4	76

Operator Characteristics

Item	Quantity
Primary occupation:	
Farming	40
Other	81
Days worked off farm:	
None	34
Any	87
Years on present farm:	
2 years or less	2
3 to 4 years	7
5 to 9 years	18
10 years or more	94
Age group:	
Under 45 years	21
45 to 64 years	58
65 years and over	42
Average age of principal operator (years)	57.1

Economic Characteristics

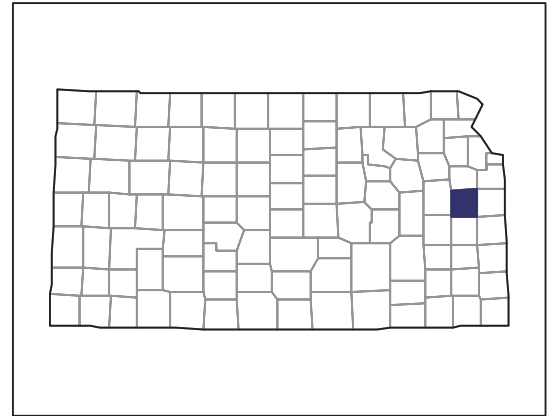
Item	Quantity
Farms by value of sales:	
Less than \$1,000	34
\$1,000 to \$2,499	36
\$2,500 to \$4,999	13
\$5,000 to \$9,999	9
\$10,000 to \$49,999	22
\$50,000 to \$99,999	5
\$100,000 to \$249,999	2
\$250,000 to \$499,999	-
\$500,000 or more	-
Total farm production expenses (\$1,000)	1,581
Average per farm (\$)	13,066
Net cash farm income of operation (\$1,000)	6
Average per farm (\$)	50
Value of agricultural products sold directly to individuals for human consumption (\$1,000)	75
Total organic product sales (\$1,000)	(D)
Total income from farm-related sources, gross before taxes and expenses (\$1,000)	161

See "Census of Agriculture, Volume 1, Geographic Area Series" for complete footnotes, explanations, definitions, and methodology.
(D) Cannot be disclosed. (Z) Less than half of the unit shown.

2007 CENSUS OF AGRICULTURE

Franklin County – Kansas

Farms with Spanish, Hispanic, or Latino Operators Compared with All Farms



Data are not available at this geographic level for farms with Spanish, Hispanic, or Latino operators.



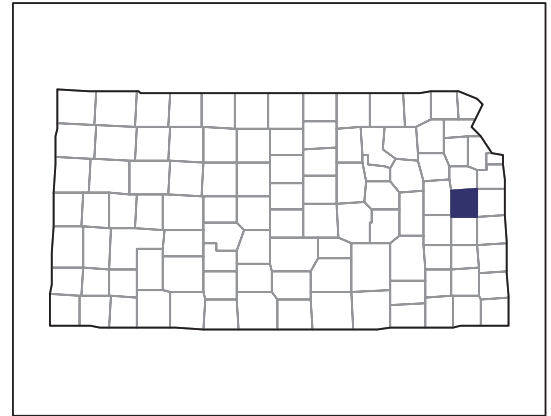
United States Department of Agriculture
National Agricultural Statistics Service

www.agcensus.usda.gov

2007 CENSUS OF AGRICULTURE

Franklin County – Kansas

Farms with American Indian or Alaska Native Operators Compared with All Farms



Data are not available at this geographic level for farms with American Indian or Alaska Native operators.



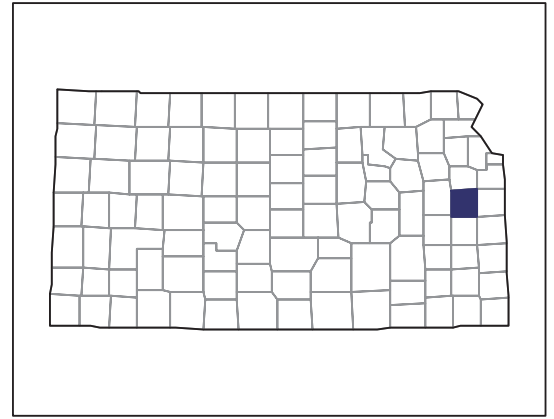
United States Department of Agriculture
National Agricultural Statistics Service

www.agcensus.usda.gov

2007 CENSUS OF AGRICULTURE

Franklin County – Kansas

Farms with Asian Operators Compared with All Farms



Data are not available at this geographic level for farms with Asian operators.



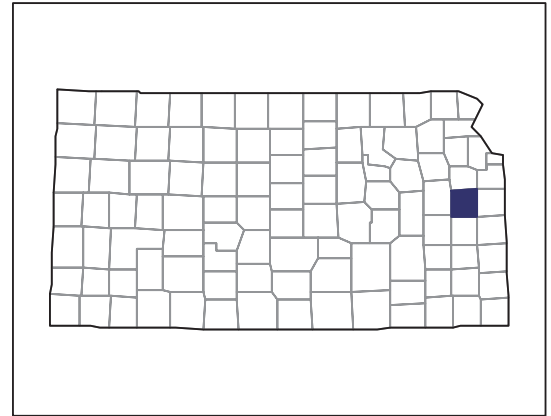
United States Department of Agriculture
National Agricultural Statistics Service

www.agcensus.usda.gov

2007 CENSUS OF AGRICULTURE

Franklin County – Kansas

Farms with Black or African American Operators Compared with All Farms



Data are not available at this geographic level for farms with Black or African American operators.



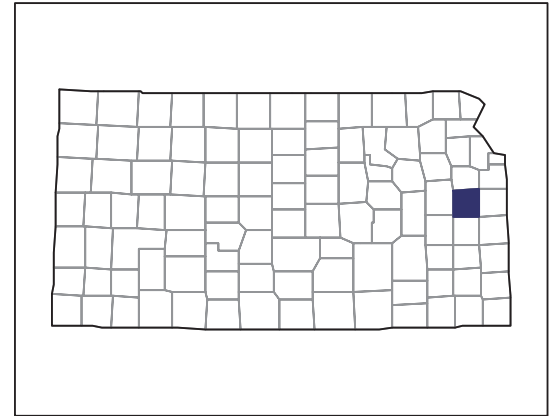
United States Department of Agriculture
National Agricultural Statistics Service

www.agcensus.usda.gov

2007 CENSUS OF AGRICULTURE

Franklin County – Kansas

Farms with Native Hawaiian or Other Pacific Islander Operators Compared with All Farms



Data are not available at this geographic level for farms with Native Hawaiian or Other Pacific Islander operators.



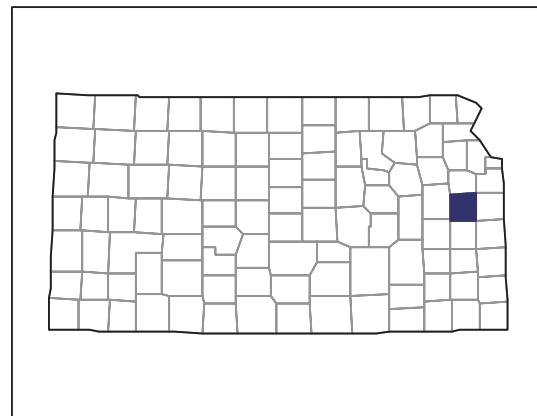
United States Department of Agriculture
National Agricultural Statistics Service

www.agcensus.usda.gov

2007 CENSUS OF AGRICULTURE

Franklin County – Kansas

Farms with White Operators Compared with All Farms



Data are not available at this geographic level for farms with White operators.



United States Department of Agriculture
National Agricultural Statistics Service

www.agcensus.usda.gov

