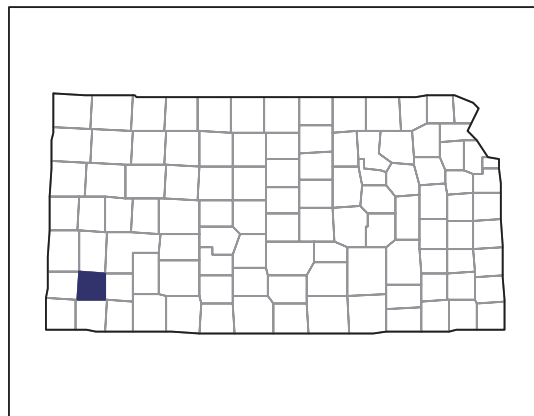


2007 CENSUS OF AGRICULTURE

Grant County – Kansas

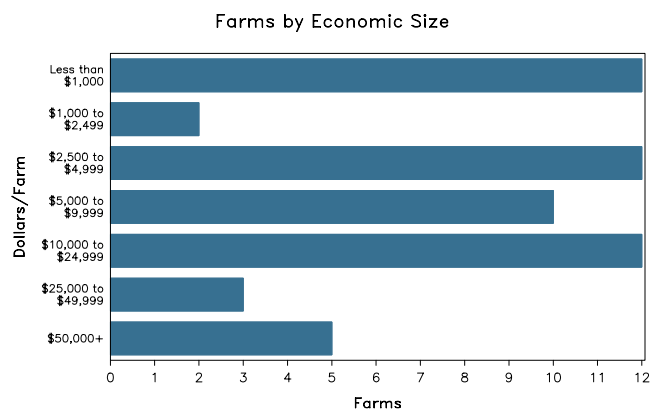
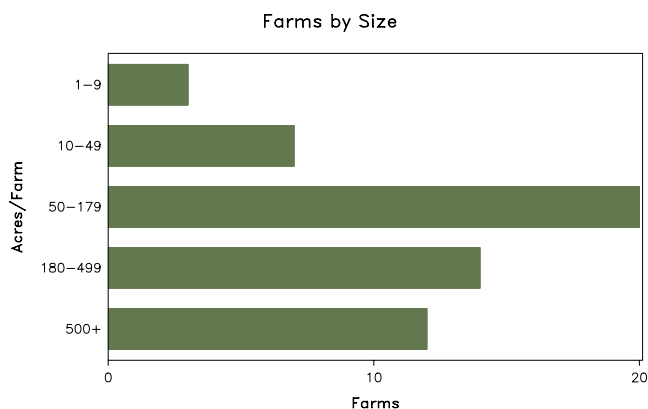
Farms with Women Principal Operators Compared with All Farms



	Women Principal Operators	All Farms
Number of Farms	56	326
Land in Farms	25,376 acres	337,320 acres
Average Size of Farm	453 acres	1,035 acres
Market Value of Products Sold	\$1,445,000	\$576,908,000
Crop Sales	(D)	\$63,853,000
Livestock Sales	(D)	\$513,055,000
Average Per Farm	\$25,797	\$1,769,655
Government Payments	\$421,000	\$4,856,000
Average Per Farm Receiving Payments	\$10,533	\$18,464

See footnotes on reverse page.

Farms with Women Principal Operators



2007 CENSUS OF AGRICULTURE

Grant County – Kansas Farms with Women Principal Operators

Selected Highlights

Item	Farms	Quantity
MARKET VALUE OF AGRICULTURAL PRODUCTS SOLD (\$1,000)		
Total value of agricultural products sold	56	1,445
Value of crops including nursery and greenhouse	7	(D)
Value of livestock, poultry, and their products	6	(D)
VALUE OF SALES BY COMMODITY GROUP (\$1,000)		
Grains, oilseeds, dry beans, and dry peas	6	(D)
Tobacco	-	-
Cotton and cottonseed	-	-
Vegetables, melons, potatoes and sweet potatoes	-	-
Fruits, tree nuts, and berries	-	-
Nursery, greenhouse, floriculture, and sod	-	-
Cut Christmas trees and short rotation woody crops	-	-
Other crops and hay	3	(D)
Poultry and eggs	2	(D)
Cattle and calves	6	(D)
Milk and other dairy products from cows	-	-
Hogs and pigs	-	-
Sheep, goats, and their products	-	-
Horses, ponies, mules, burros, and donkeys	-	-
Aquaculture	-	-
Other animals and other animal products	-	-
TOP CROP ITEMS (acres)		
Corn for grain	4	1,274
Wheat for grain, all	6	1,007
Forage - land used for all hay and haylage, grass silage, and greenchop	4	682
Sorghum for grain	3	351
Sunflower seed, all	1	(D)
TOP LIVESTOCK INVENTORY ITEMS (number)		
Cattle and calves	10	384
Layers	2	(D)
Horses and ponies	10	39
Llamas	2	(D)
Mules, burros, and donkeys	2	(D)

Operator Characteristics

Item	Quantity
Primary occupation:	
Farming	4
Other	52
Days worked off farm:	
None	38
Any	18
Years on present farm:	
2 years or less	3
3 to 4 years	-
5 to 9 years	10
10 years or more	43
Age group:	
Under 45 years	4
45 to 64 years	17
65 years and over	35
Average age of principal operator (years)	68.2

Economic Characteristics

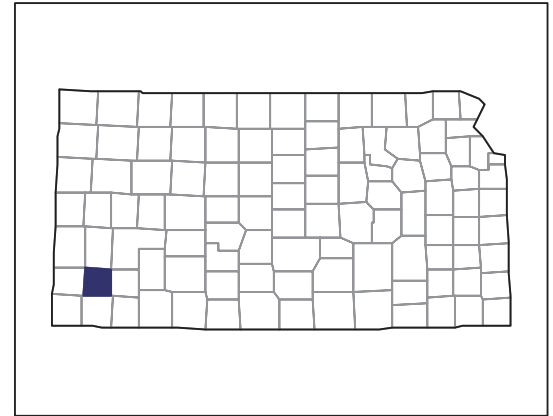
Item	Quantity
Farms by value of sales:	
Less than \$1,000	44
\$1,000 to \$2,499	-
\$2,500 to \$4,999	2
\$5,000 to \$9,999	2
\$10,000 to \$49,999	3
\$50,000 to \$99,999	1
\$100,000 to \$249,999	2
\$250,000 to \$499,999	1
\$500,000 or more	1
Total farm production expenses (\$1,000)	1,347
Average per farm (\$)	24,057
Net cash farm income of operation (\$1,000)	615
Average per farm (\$)	10,975
Value of agricultural products sold directly to individuals for human consumption (\$1,000)	-
Total organic product sales (\$1,000)	-
Total income from farm-related sources, gross before taxes and expenses (\$1,000)	96

See "Census of Agriculture, Volume 1, Geographic Area Series" for complete footnotes, explanations, definitions, and methodology.
(D) Cannot be disclosed. (Z) Less than half of the unit shown.

2007 CENSUS OF AGRICULTURE

Grant County – Kansas

Farms with Spanish, Hispanic, or Latino Operators Compared with All Farms



Data are not available at this geographic level for farms with Spanish, Hispanic, or Latino operators.



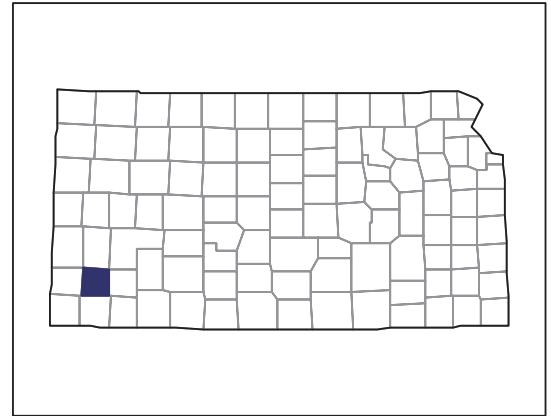
United States Department of Agriculture
National Agricultural Statistics Service

www.agcensus.usda.gov

2007 CENSUS OF AGRICULTURE

Grant County – Kansas

Farms with American Indian or Alaska Native Operators Compared with All Farms



Data are not available at this geographic level for farms with American Indian or Alaska Native operators.



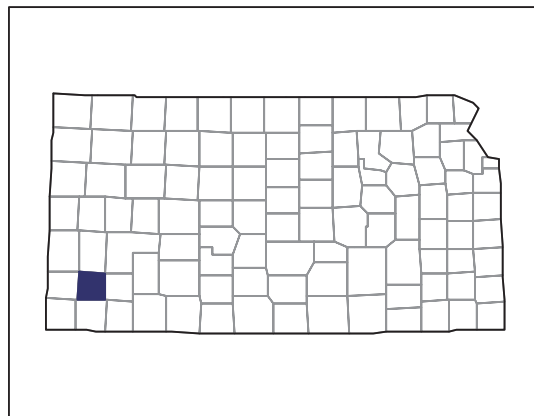
United States Department of Agriculture
National Agricultural Statistics Service

www.agcensus.usda.gov

2007 CENSUS OF AGRICULTURE

Grant County – Kansas

Farms with Asian Operators Compared with All Farms



Data are not available at this geographic level for farms with Asian operators.



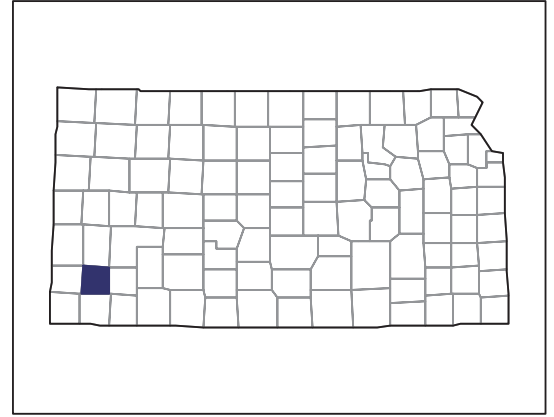
United States Department of Agriculture
National Agricultural Statistics Service

www.agcensus.usda.gov

2007 CENSUS OF AGRICULTURE

Grant County – Kansas

Farms with Black or African American Operators Compared with All Farms



Data are not available at this geographic level for farms with Black or African American operators.



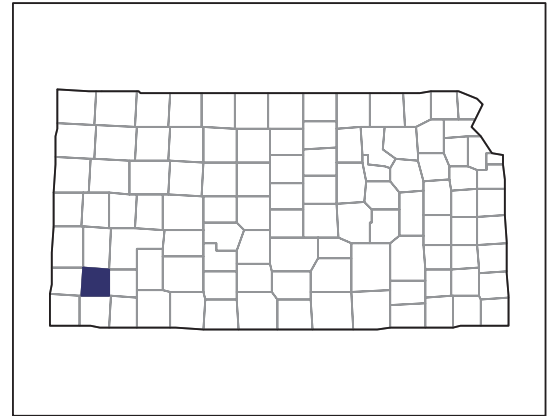
United States Department of Agriculture
National Agricultural Statistics Service

www.agcensus.usda.gov

2007 CENSUS OF AGRICULTURE

Grant County – Kansas

Farms with Native Hawaiian or Other Pacific Islander Operators Compared with All Farms



Data are not available at this geographic level for farms with Native Hawaiian or Other Pacific Islander operators.



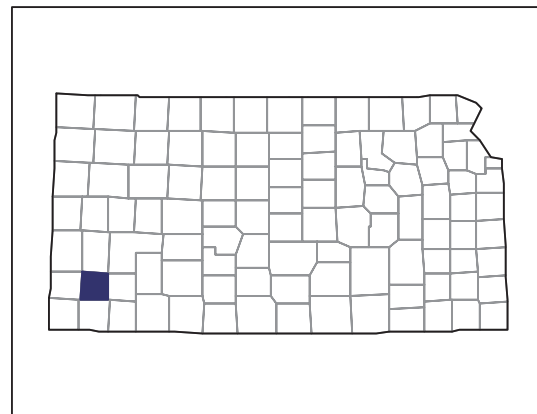
United States Department of Agriculture
National Agricultural Statistics Service

www.agcensus.usda.gov

2007 CENSUS OF AGRICULTURE

Grant County – Kansas

Farms with White Operators Compared with All Farms



Data are not available at this geographic level for farms with White operators.



United States Department of Agriculture
National Agricultural Statistics Service

www.agcensus.usda.gov

