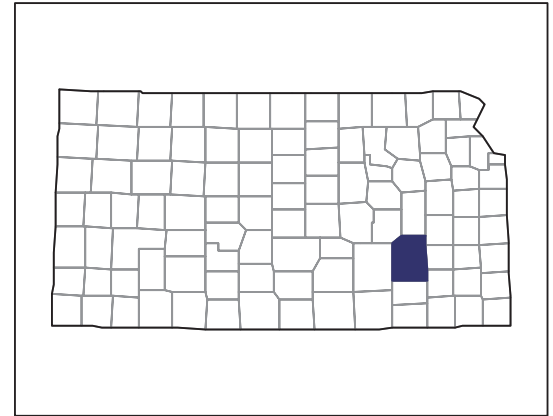


2007 CENSUS OF AGRICULTURE



Greenwood County – Kansas

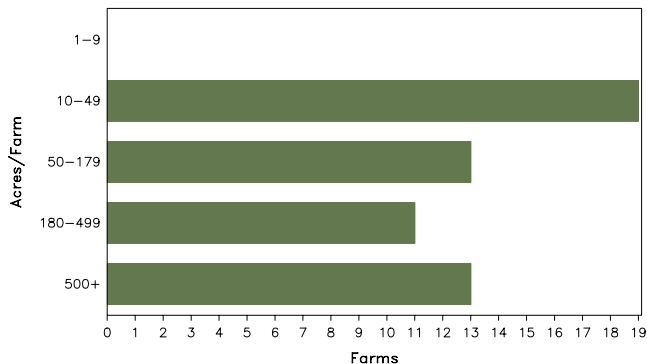
Farms with Women Principal Operators Compared with All Farms

	Women Principal Operators	All Farms
Number of Farms	56	539
Land in Farms	19,360 acres	608,891 acres
Average Size of Farm	346 acres	1,130 acres
Market Value of Products Sold	\$907,000	\$87,664,000
Crop Sales	\$117,000	\$8,087,000
Livestock Sales	\$790,000	\$79,576,000
Average Per Farm	\$16,201	\$162,642
Government Payments	\$31,000	\$874,000
Average Per Farm Receiving Payments	\$1,943	\$3,751

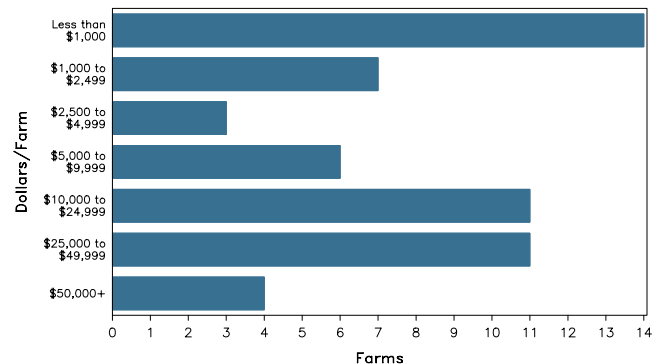
See footnotes on reverse page.

Farms with Women Principal Operators

Farms by Size



Farms by Economic Size



2007 CENSUS OF AGRICULTURE

Greenwood County – Kansas Farms with Women Principal Operators

Selected Highlights

Item	Farms	Quantity
MARKET VALUE OF AGRICULTURAL PRODUCTS SOLD (\$1,000)		
Total value of agricultural products sold	56	907
Value of crops including nursery and greenhouse	12	117
Value of livestock, poultry, and their products	37	790
VALUE OF SALES BY COMMODITY GROUP (\$1,000)		
Grains, oilseeds, dry beans, and dry peas	6	100
Tobacco	-	-
Cotton and cottonseed	-	-
Vegetables, melons, potatoes and sweet potatoes	-	-
Fruits, tree nuts, and berries	-	-
Nursery, greenhouse, floriculture, and sod	-	-
Cut Christmas trees and short rotation woody crops	-	-
Other crops and hay	7	18
Poultry and eggs	7	3
Cattle and calves	28	(D)
Milk and other dairy products from cows	4	57
Hogs and pigs	3	1
Sheep, goats, and their products	1	(D)
Horses, ponies, mules, burros, and donkeys	-	-
Aquaculture	-	-
Other animals and other animal products	2	(D)
TOP CROP ITEMS (acres)		
Forage - land used for all hay and haylage, grass silage, and greenchop	22	2,048
Wheat for grain, all	3	240
Soybeans for beans	5	193
Sorghum for grain	2	(D)
Corn for grain	1	(D)
TOP LIVESTOCK INVENTORY ITEMS (number)		
Cattle and calves	34	1,698
Horses and ponies	26	162
Layers	6	98
Mules, burros, and donkeys	5	40
Goats, all	1	(D)

Operator Characteristics

Item	Quantity
Primary occupation:	
Farming	28
Other	28
Days worked off farm:	
None	31
Any	25
Years on present farm:	
2 years or less	4
3 to 4 years	3
5 to 9 years	14
10 years or more	35
Age group:	
Under 45 years	5
45 to 64 years	18
65 years and over	33
Average age of principal operator (years)	61.9

Economic Characteristics

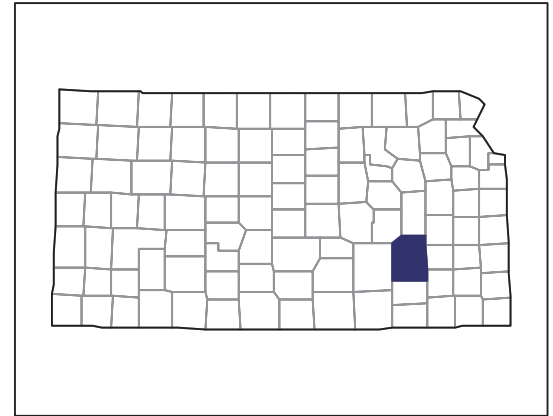
Item	Quantity
Farms by value of sales:	
Less than \$1,000	22
\$1,000 to \$2,499	3
\$2,500 to \$4,999	1
\$5,000 to \$9,999	4
\$10,000 to \$49,999	22
\$50,000 to \$99,999	4
\$100,000 to \$249,999	-
\$250,000 to \$499,999	-
\$500,000 or more	-
Total farm production expenses (\$1,000)	1,376
Average per farm (\$)	24,578
Net cash farm income of operation (\$1,000)	-82
Average per farm (\$)	-1,459
Value of agricultural products sold directly to individuals for human consumption (\$1,000)	(D)
Total organic product sales (\$1,000)	-
Total income from farm-related sources, gross before taxes and expenses (\$1,000)	356

See "Census of Agriculture, Volume 1, Geographic Area Series" for complete footnotes, explanations, definitions, and methodology.
(D) Cannot be disclosed. (Z) Less than half of the unit shown.

2007 CENSUS OF AGRICULTURE

Greenwood County – Kansas

Farms with Spanish, Hispanic, or Latino Operators Compared with All Farms



Data are not available at this geographic level for farms with Spanish, Hispanic, or Latino operators.



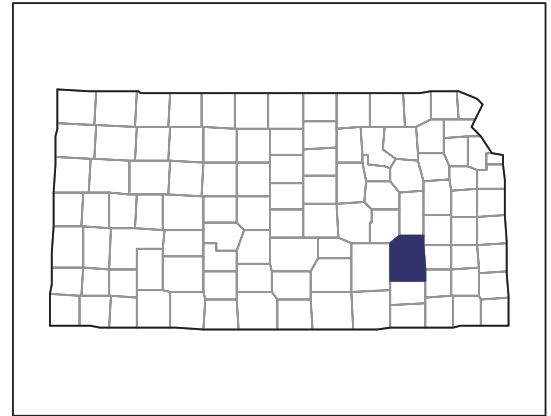
United States Department of Agriculture
National Agricultural Statistics Service

www.agcensus.usda.gov

2007 CENSUS OF AGRICULTURE

Greenwood County – Kansas

Farms with American Indian or Alaska Native Operators Compared with All Farms



Data are not available at this geographic level for farms with American Indian or Alaska Native operators.



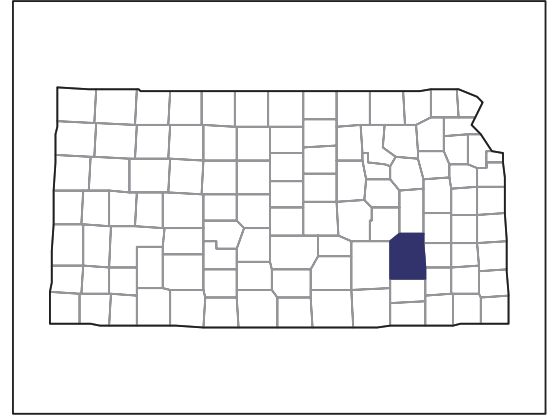
United States Department of Agriculture
National Agricultural Statistics Service

www.agcensus.usda.gov

2007 CENSUS OF AGRICULTURE

Greenwood County – Kansas

Farms with Asian Operators Compared with All Farms



Data are not available at this geographic level for farms with Asian operators.



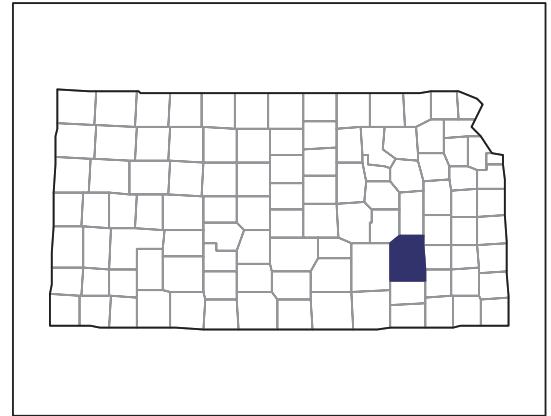
United States Department of Agriculture
National Agricultural Statistics Service

www.agcensus.usda.gov

2007 CENSUS OF AGRICULTURE

Greenwood County – Kansas

Farms with Black or African American Operators Compared with All Farms



Data are not available at this geographic level for farms with Black or African American operators.



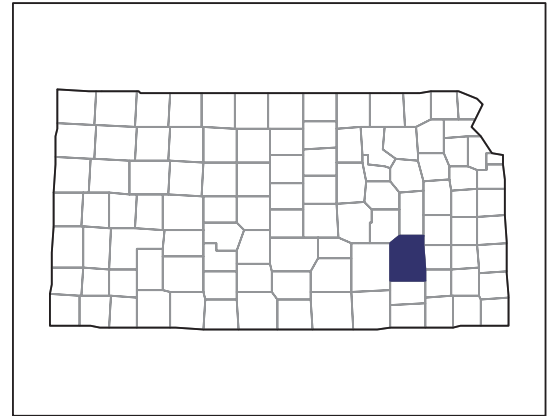
United States Department of Agriculture
National Agricultural Statistics Service

www.agcensus.usda.gov

2007 CENSUS OF AGRICULTURE

Greenwood County – Kansas

Farms with Native Hawaiian or Other Pacific Islander Operators Compared with All Farms



Data are not available at this geographic level for farms with Native Hawaiian or Other Pacific Islander operators.



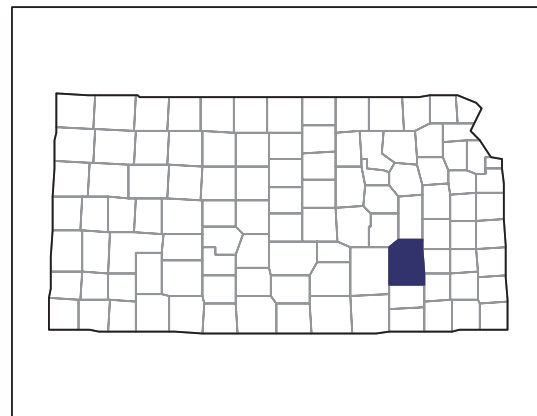
United States Department of Agriculture
National Agricultural Statistics Service

www.agcensus.usda.gov

2007 CENSUS OF AGRICULTURE

Greenwood County – Kansas

Farms with White Operators Compared with All Farms



Data are not available at this geographic level for farms with White operators.



United States Department of Agriculture
National Agricultural Statistics Service

www.agcensus.usda.gov

