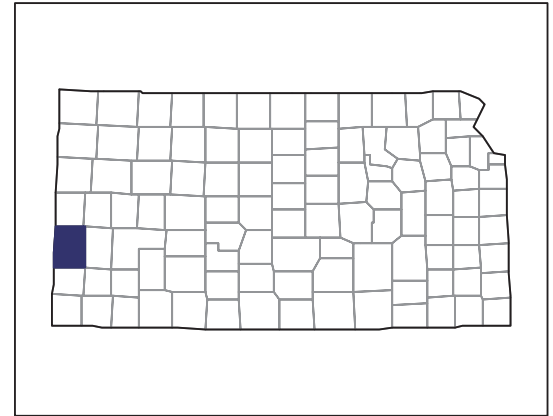


2007 CENSUS OF AGRICULTURE



Hamilton County – Kansas

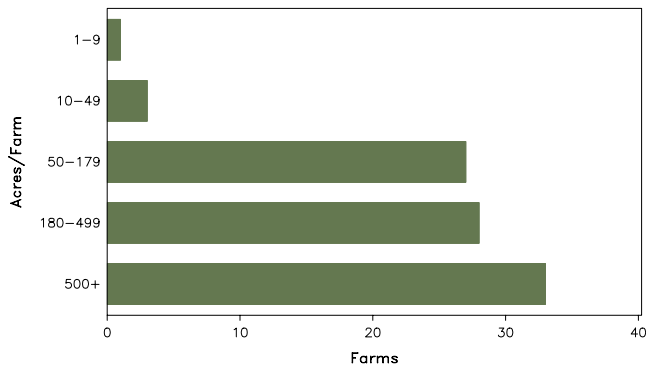
Farms with Women Principal Operators Compared with All Farms

	Women Principal Operators	All Farms
Number of Farms	92	431
Land in Farms	66,964 acres	610,864 acres
Average Size of Farm	728 acres	1,417 acres
Market Value of Products Sold	(D)	\$267,025,000
Crop Sales	(D)	\$51,817,000
Livestock Sales	(D)	\$215,208,000
Average Per Farm	(D)	\$619,548
Government Payments	\$1,231,000	\$6,574,000
Average Per Farm Receiving Payments	\$15,788	\$17,767

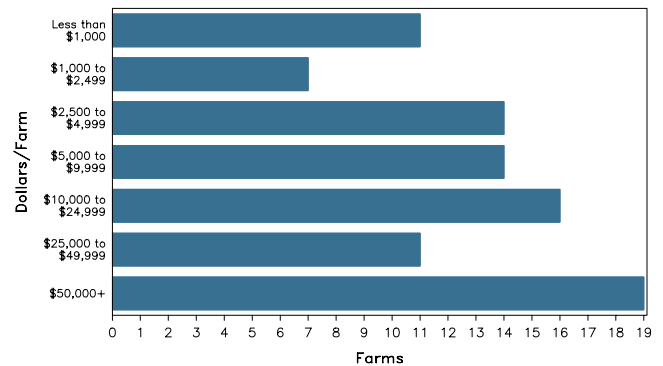
See footnotes on reverse page.

Farms with Women Principal Operators

Farms by Size



Farms by Economic Size



2007 CENSUS OF AGRICULTURE

Hamilton County – Kansas Farms with Women Principal Operators

Selected Highlights

Item	Farms	Quantity
MARKET VALUE OF AGRICULTURAL PRODUCTS SOLD (\$1,000)		
Total value of agricultural products sold	92	(D)
Value of crops including nursery and greenhouse	20	(D)
Value of livestock, poultry, and their products	10	(D)
VALUE OF SALES BY COMMODITY GROUP (\$1,000)		
Grains, oilseeds, dry beans, and dry peas	20	(D)
Tobacco	-	-
Cotton and cottonseed	-	-
Vegetables, melons, potatoes and sweet potatoes	-	-
Fruits, tree nuts, and berries	-	-
Nursery, greenhouse, floriculture, and sod	-	-
Cut Christmas trees and short rotation woody crops	-	-
Other crops and hay	2	(D)
Poultry and eggs	1	(D)
Cattle and calves	8	(D)
Milk and other dairy products from cows	1	(D)
Hogs and pigs	-	-
Sheep, goats, and their products	1	(D)
Horses, ponies, mules, burros, and donkeys	1	(D)
Aquaculture	-	-
Other animals and other animal products	-	-
TOP CROP ITEMS (acres)		
Wheat for grain, all	14	3,901
Sunflower seed, all	4	1,952
Corn for grain	2	(D)
Sorghum for grain	5	537
Forage - land used for all hay and haylage, grass silage, and greenchop	4	(D)
TOP LIVESTOCK INVENTORY ITEMS (number)		
Cattle and calves	8	(D)
Horses and ponies	7	128
Broilers and other meat-type chickens	1	(D)
Goats, all	1	(D)
Layers	1	(D)

Operator Characteristics

Item	Quantity
Primary occupation:	
Farming	24
Other	68
Days worked off farm:	
None	46
Any	46
Years on present farm:	
2 years or less	5
3 to 4 years	9
5 to 9 years	15
10 years or more	63
Age group:	
Under 45 years	9
45 to 64 years	38
65 years and over	45
Average age of principal operator (years)	64.7

Economic Characteristics

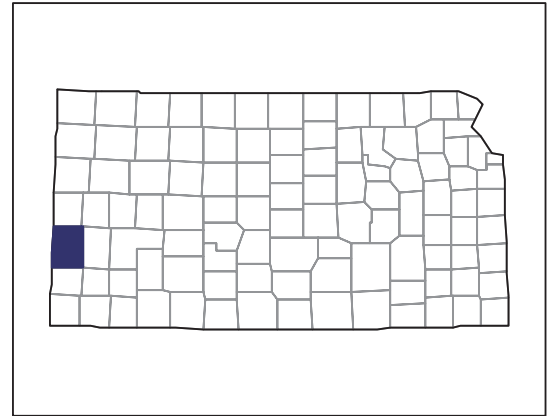
Item	Quantity
Farms by value of sales:	
Less than \$1,000	66
\$1,000 to \$2,499	6
\$2,500 to \$4,999	1
\$5,000 to \$9,999	2
\$10,000 to \$49,999	6
\$50,000 to \$99,999	3
\$100,000 to \$249,999	6
\$250,000 to \$499,999	-
\$500,000 or more	2
Total farm production expenses (\$1,000)	13,860
Average per farm (\$)	150,653
Net cash farm income of operation (\$1,000)	8,844
Average per farm (\$)	96,135
Value of agricultural products sold directly to individuals for human consumption (\$1,000)	-
Total organic product sales (\$1,000)	-
Total income from farm-related sources, gross before taxes and expenses (\$1,000)	299

See "Census of Agriculture, Volume 1, Geographic Area Series" for complete footnotes, explanations, definitions, and methodology.
(D) Cannot be disclosed. (Z) Less than half of the unit shown.

2007 CENSUS OF AGRICULTURE

Hamilton County – Kansas

Farms with Spanish, Hispanic, or Latino Operators Compared with All Farms



Data are not available at this geographic level for farms with Spanish, Hispanic, or Latino operators.



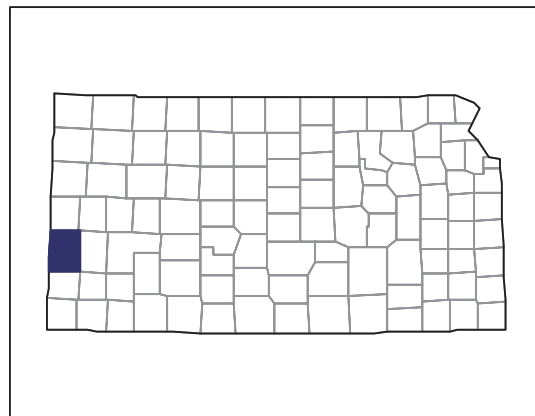
United States Department of Agriculture
National Agricultural Statistics Service

www.agcensus.usda.gov

2007 CENSUS OF AGRICULTURE

Hamilton County – Kansas

Farms with American Indian or Alaska Native Operators Compared with All Farms



Data are not available at this geographic level for farms with American Indian or Alaska Native operators.



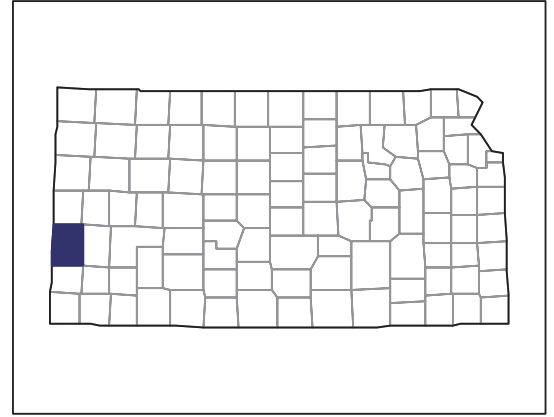
United States Department of Agriculture
National Agricultural Statistics Service

www.agcensus.usda.gov

2007 CENSUS OF AGRICULTURE

Hamilton County – Kansas

Farms with Asian Operators Compared with All Farms



Data are not available at this geographic level for farms with Asian operators.



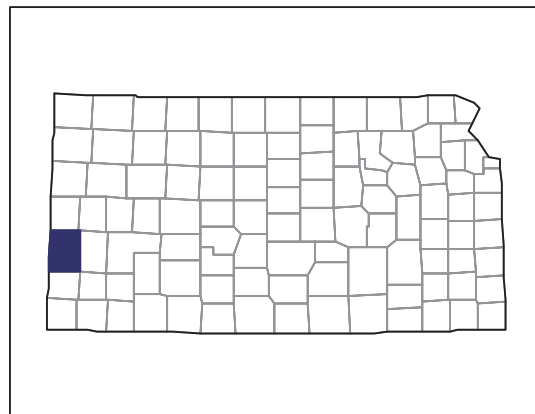
United States Department of Agriculture
National Agricultural Statistics Service

www.agcensus.usda.gov

2007 CENSUS OF AGRICULTURE

Hamilton County – Kansas

Farms with Black or African American Operators Compared with All Farms



Data are not available at this geographic level for farms with Black or African American operators.



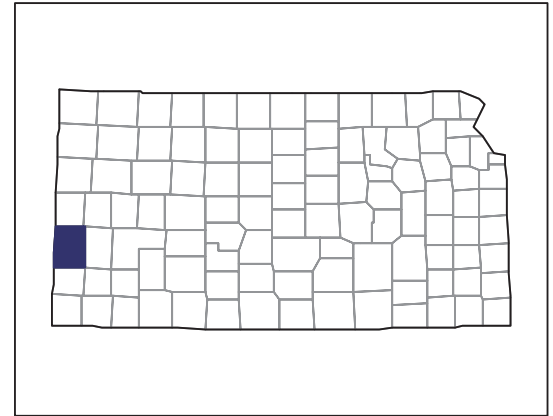
United States Department of Agriculture
National Agricultural Statistics Service

www.agcensus.usda.gov

2007 CENSUS OF AGRICULTURE

Hamilton County – Kansas

Farms with Native Hawaiian or Other Pacific Islander Operators Compared with All Farms



Data are not available at this geographic level for farms with Native Hawaiian or Other Pacific Islander operators.



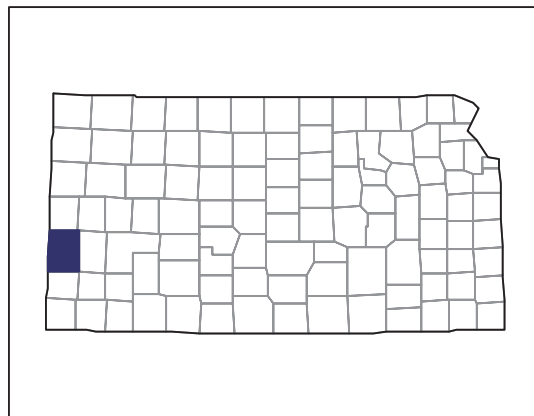
United States Department of Agriculture
National Agricultural Statistics Service

www.agcensus.usda.gov

2007 CENSUS OF AGRICULTURE

Hamilton County – Kansas

Farms with White Operators Compared with All Farms



Data are not available at this geographic level for farms with White operators.



United States Department of Agriculture
National Agricultural Statistics Service

www.agcensus.usda.gov

