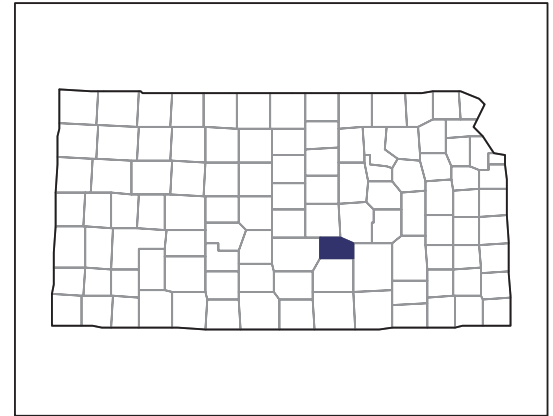


# 2007 CENSUS OF AGRICULTURE



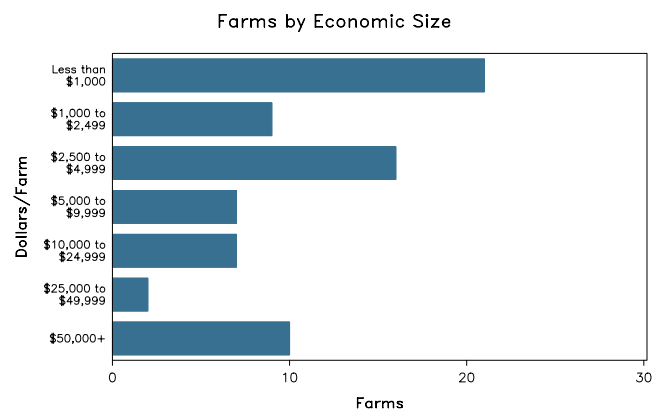
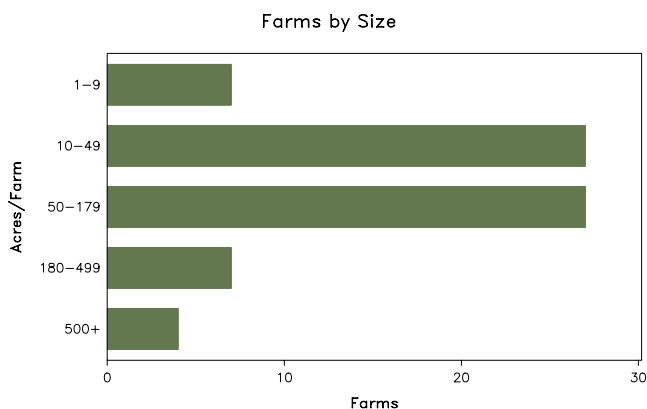
## Harvey County – Kansas

### Farms with Women Principal Operators Compared with All Farms

	Women Principal Operators	All Farms
<b>Number of Farms</b>	72	829
<b>Land in Farms</b>	9,461 acres	338,598 acres
<b>Average Size of Farm</b>	131 acres	408 acres
<b>Market Value of Products Sold</b>	\$1,061,000	\$103,676,000
Crop Sales	\$839,000	\$49,189,000
Livestock Sales	\$222,000	\$54,487,000
Average Per Farm	\$14,740	\$125,061
<b>Government Payments</b>	\$130,000	\$3,807,000
Average Per Farm Receiving Payments	\$3,241	\$6,835

See footnotes on reverse page.

### Farms with Women Principal Operators



# 2007 CENSUS OF AGRICULTURE

## Harvey County – Kansas Farms with Women Principal Operators

### Selected Highlights

Item	Farms	Quantity
<b>MARKET VALUE OF AGRICULTURAL PRODUCTS SOLD (\$1,000)</b>		
Total value of agricultural products sold	72	1,061
Value of crops including nursery and greenhouse	30	839
Value of livestock, poultry, and their products	24	222
<b>VALUE OF SALES BY COMMODITY GROUP (\$1,000)</b>		
Grains, oilseeds, dry beans, and dry peas	16	(D)
Tobacco	-	-
Cotton and cottonseed	-	-
Vegetables, melons, potatoes and sweet potatoes	-	-
Fruits, tree nuts, and berries	2	(D)
Nursery, greenhouse, floriculture, and sod	2	(D)
Cut Christmas trees and short rotation woody crops	-	-
Other crops and hay	16	38
Poultry and eggs	4	35
Cattle and calves	8	(D)
Milk and other dairy products from cows	-	-
Hogs and pigs	-	-
Sheep, goats, and their products	7	12
Horses, ponies, mules, burros, and donkeys	4	(D)
Aquaculture	-	-
Other animals and other animal products	3	(D)
<b>TOP CROP ITEMS (acres)</b>		
Wheat for grain, all	9	2,075
Soybeans for beans	10	1,440
Forage - land used for all hay and haylage, grass silage, and greenchop	23	696
Sorghum for grain	6	370
Corn for grain	4	220
<b>TOP LIVESTOCK INVENTORY ITEMS (number)</b>		
Emus	2	(D)
Cattle and calves	8	310
Horses and ponies	29	175
Sheep and lambs	4	130
Goats, all	10	109

### Operator Characteristics

Item	Quantity
Primary occupation:	
Farming	23
Other	49
Days worked off farm:	
None	18
Any	54
Years on present farm:	
2 years or less	5
3 to 4 years	1
5 to 9 years	12
10 years or more	54
Age group:	
Under 45 years	9
45 to 64 years	37
65 years and over	26
Average age of principal operator (years)	60.3

### Economic Characteristics

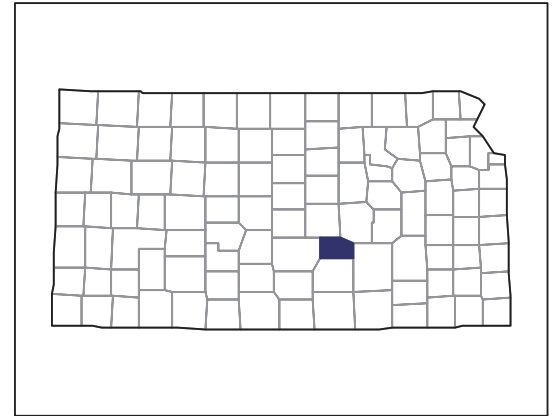
Item	Quantity
Farms by value of sales:	
Less than \$1,000	32
\$1,000 to \$2,499	6
\$2,500 to \$4,999	9
\$5,000 to \$9,999	6
\$10,000 to \$49,999	10
\$50,000 to \$99,999	8
\$100,000 to \$249,999	1
\$250,000 to \$499,999	-
\$500,000 or more	-
Total farm production expenses (\$1,000)	1,255
Average per farm (\$)	17,427
Net cash farm income of operation (\$1,000)	173
Average per farm (\$)	2,408
Value of agricultural products sold directly to individuals for human consumption (\$1,000)	(D)
Total organic product sales (\$1,000)	-
Total income from farm-related sources, gross before taxes and expenses (\$1,000)	237

See "Census of Agriculture, Volume 1, Geographic Area Series" for complete footnotes, explanations, definitions, and methodology.  
(D) Cannot be disclosed. (Z) Less than half of the unit shown.

# 2007 CENSUS OF AGRICULTURE

## Harvey County – Kansas

### Farms with Spanish, Hispanic, or Latino Operators Compared with All Farms



Data are not available at this geographic level for farms with Spanish, Hispanic, or Latino operators.



United States Department of Agriculture  
National Agricultural Statistics Service

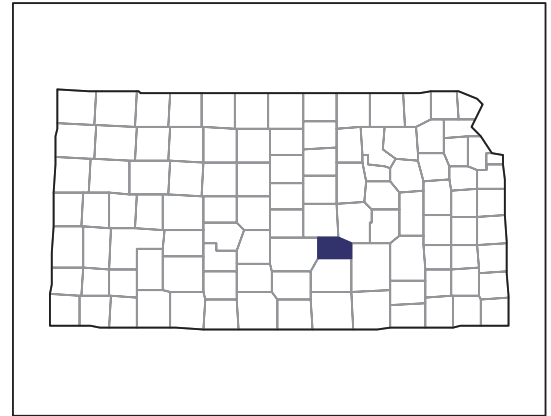
[www.agcensus.usda.gov](http://www.agcensus.usda.gov)



# 2007 CENSUS OF AGRICULTURE

## Harvey County – Kansas

### Farms with American Indian or Alaska Native Operators Compared with All Farms



Data are not available at this geographic level for farms with American Indian or Alaska Native operators.



United States Department of Agriculture  
National Agricultural Statistics Service

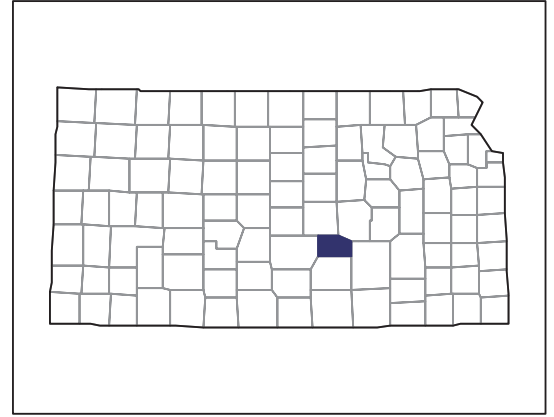
[www.agcensus.usda.gov](http://www.agcensus.usda.gov)



# 2007 CENSUS OF AGRICULTURE

Harvey County – Kansas

Farms with Asian Operators  
Compared with All Farms



Data are not available at this geographic level for farms with Asian operators.



United States Department of Agriculture  
National Agricultural Statistics Service

[www.agcensus.usda.gov](http://www.agcensus.usda.gov)

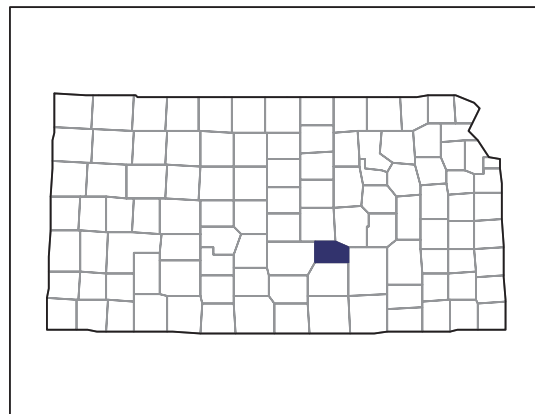




# 2007 CENSUS OF AGRICULTURE

## Harvey County – Kansas

### Farms with Black or African American Operators Compared with All Farms



Data are not available at this geographic level for farms with Black or African American operators.



United States Department of Agriculture  
National Agricultural Statistics Service

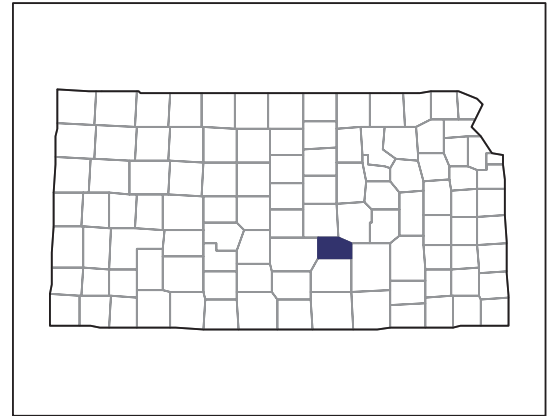
[www.agcensus.usda.gov](http://www.agcensus.usda.gov)



# 2007 CENSUS OF AGRICULTURE

## Harvey County – Kansas

### Farms with Native Hawaiian or Other Pacific Islander Operators Compared with All Farms



Data are not available at this geographic level for farms with Native Hawaiian or Other Pacific Islander operators.



United States Department of Agriculture  
National Agricultural Statistics Service

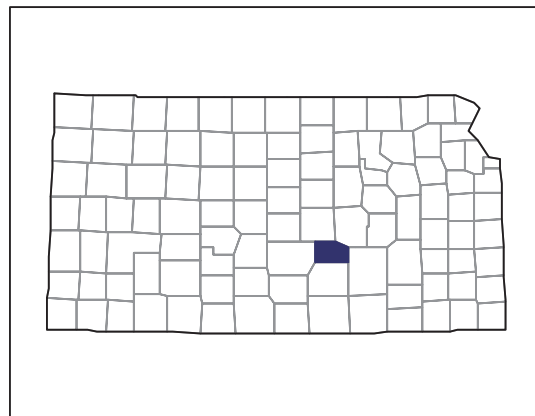
[www.agcensus.usda.gov](http://www.agcensus.usda.gov)



# 2007 CENSUS *OF* AGRICULTURE

**Harvey County – Kansas**

**Farms with White Operators  
Compared with All Farms**



**Data are not available at this geographic level for farms with White operators.**



United States Department of Agriculture  
National Agricultural Statistics Service

[www.agcensus.usda.gov](http://www.agcensus.usda.gov)

