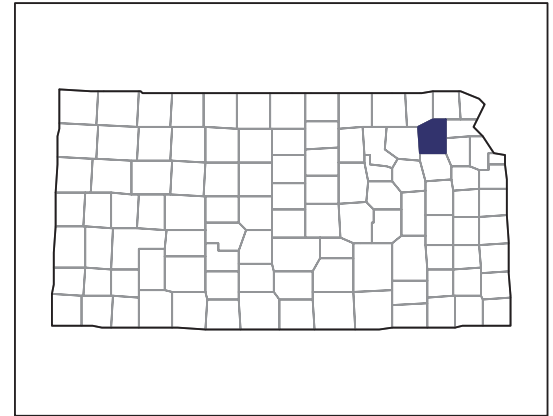


2007 CENSUS OF AGRICULTURE



Jackson County – Kansas

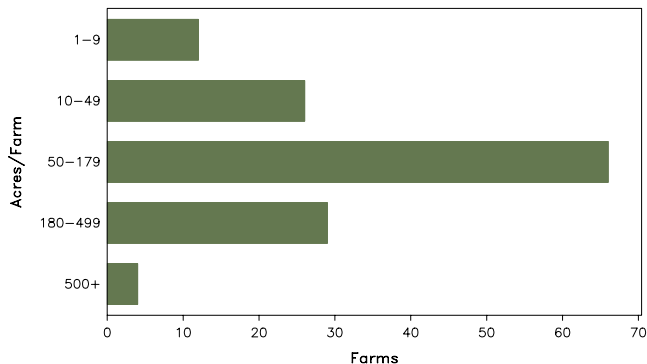
Farms with Women Principal Operators Compared with All Farms

	Women Principal Operators	All Farms
Number of Farms	137	1,127
Land in Farms	20,514 acres	339,291 acres
Average Size of Farm	150 acres	301 acres
Market Value of Products Sold	\$1,978,000	\$51,998,000
Crop Sales	\$880,000	\$21,169,000
Livestock Sales	\$1,098,000	\$30,830,000
Average Per Farm	\$14,435	\$46,139
Government Payments	\$192,000	\$2,697,000
Average Per Farm Receiving Payments	\$2,824	\$4,895

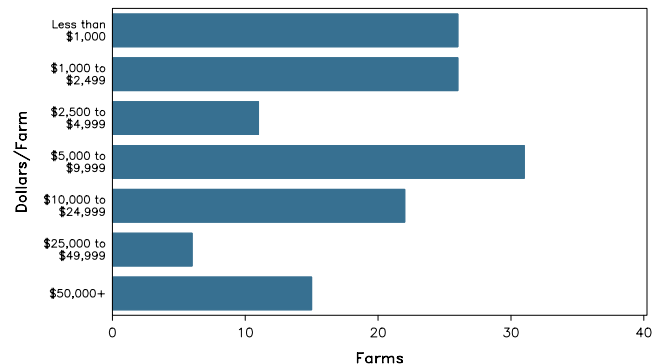
See footnotes on reverse page.

Farms with Women Principal Operators

Farms by Size



Farms by Economic Size



2007 CENSUS OF AGRICULTURE

Jackson County – Kansas Farms with Women Principal Operators

Selected Highlights

Item	Farms	Quantity
MARKET VALUE OF AGRICULTURAL PRODUCTS SOLD (\$1,000)		
Total value of agricultural products sold	137	1,978
Value of crops including nursery and greenhouse	50	880
Value of livestock, poultry, and their products	63	1,098
VALUE OF SALES BY COMMODITY GROUP (\$1,000)		
Grains, oilseeds, dry beans, and dry peas	16	(D)
Tobacco	-	-
Cotton and cottonseed	-	-
Vegetables, melons, potatoes and sweet potatoes	4	(D)
Fruits, tree nuts, and berries	2	(D)
Nursery, greenhouse, floriculture, and sod	2	(D)
Cut Christmas trees and short rotation woody crops	-	-
Other crops and hay	36	238
Poultry and eggs	13	8
Cattle and calves	55	966
Milk and other dairy products from cows	2	(D)
Hogs and pigs	7	18
Sheep, goats, and their products	5	(D)
Horses, ponies, mules, burros, and donkeys	4	12
Aquaculture	-	-
Other animals and other animal products	1	(D)
TOP CROP ITEMS (acres)		
Forage - land used for all hay and haylage, grass silage, and greenchop	62	3,464
Soybeans for beans	8	1,242
Wheat for grain, all	5	636
Corn for grain	11	360
Vegetables harvested for sale	4	(D)
TOP LIVESTOCK INVENTORY ITEMS (number)		
Cattle and calves	61	2,255
Layers	13	327
Pullets for laying flock replacement	6	205
Horses and ponies	40	181
Goats, all	5	82

Operator Characteristics

Item	Quantity
Primary occupation:	
Farming	41
Other	96
Days worked off farm:	
None	51
Any	86
Years on present farm:	
2 years or less	1
3 to 4 years	10
5 to 9 years	16
10 years or more	110
Age group:	
Under 45 years	18
45 to 64 years	46
65 years and over	73
Average age of principal operator (years)	64.3

Economic Characteristics

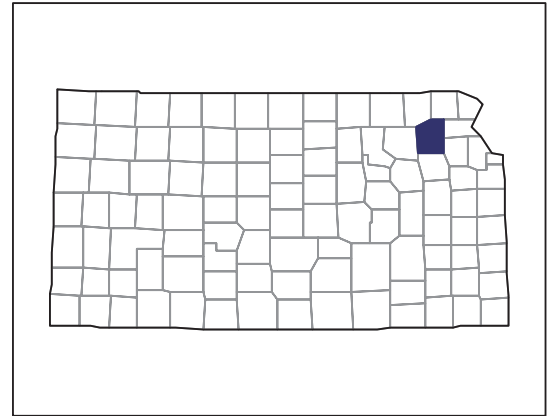
Item	Quantity
Farms by value of sales:	
Less than \$1,000	53
\$1,000 to \$2,499	16
\$2,500 to \$4,999	8
\$5,000 to \$9,999	17
\$10,000 to \$49,999	28
\$50,000 to \$99,999	12
\$100,000 to \$249,999	3
\$250,000 to \$499,999	-
\$500,000 or more	-
Total farm production expenses (\$1,000)	2,066
Average per farm (\$)	15,082
Net cash farm income of operation (\$1,000)	175
Average per farm (\$)	1,278
Value of agricultural products sold directly to individuals for human consumption (\$1,000)	113
Total organic product sales (\$1,000)	-
Total income from farm-related sources, gross before taxes and expenses (\$1,000)	72

See "Census of Agriculture, Volume 1, Geographic Area Series" for complete footnotes, explanations, definitions, and methodology.
(D) Cannot be disclosed. (Z) Less than half of the unit shown.

2007 CENSUS OF AGRICULTURE

Jackson County – Kansas

Farms with Spanish, Hispanic, or Latino Operators Compared with All Farms



Data are not available at this geographic level for farms with Spanish, Hispanic, or Latino operators.



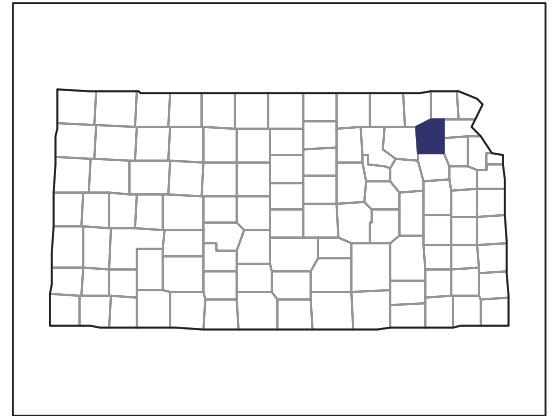
United States Department of Agriculture
National Agricultural Statistics Service

www.agcensus.usda.gov

2007 CENSUS OF AGRICULTURE

Jackson County – Kansas

Farms with American Indian or Alaska Native Operators Compared with All Farms



Data are not available at this geographic level for farms with American Indian or Alaska Native operators.



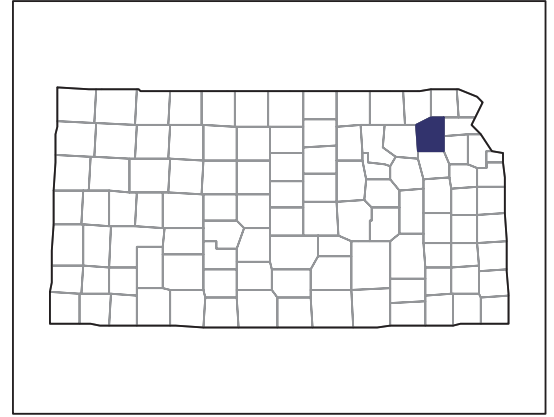
United States Department of Agriculture
National Agricultural Statistics Service

www.agcensus.usda.gov

2007 CENSUS OF AGRICULTURE

Jackson County – Kansas

Farms with Asian Operators Compared with All Farms



Data are not available at this geographic level for farms with Asian operators.



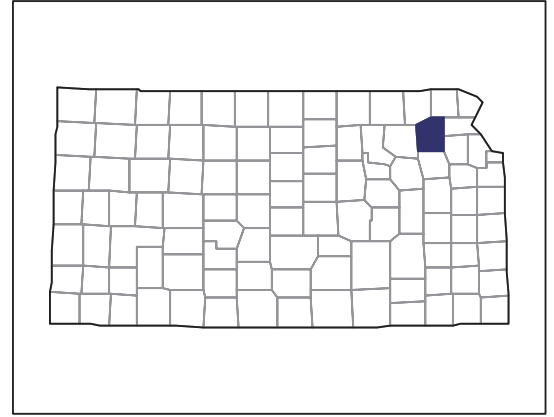
United States Department of Agriculture
National Agricultural Statistics Service

www.agcensus.usda.gov

2007 CENSUS *OF* AGRICULTURE

Jackson County – Kansas

Farms with Black or African American Operators Compared with All Farms



Data are not available at this geographic level for farms with Black or African American operators.



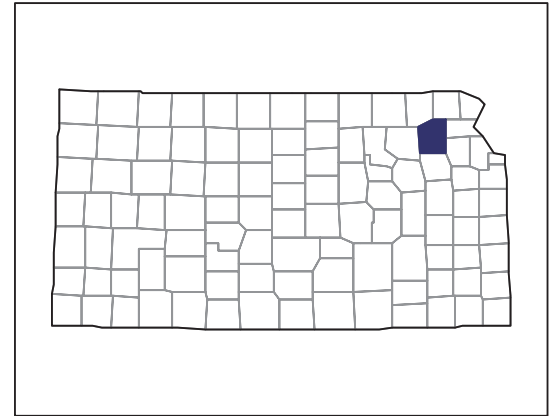
United States Department of Agriculture
National Agricultural Statistics Service

www.agcensus.usda.gov

2007 CENSUS *OF* AGRICULTURE

Jackson County – Kansas

Farms with Native Hawaiian or Other Pacific Islander Operators Compared with All Farms



Data are not available at this geographic level for farms with Native Hawaiian or Other Pacific Islander operators.



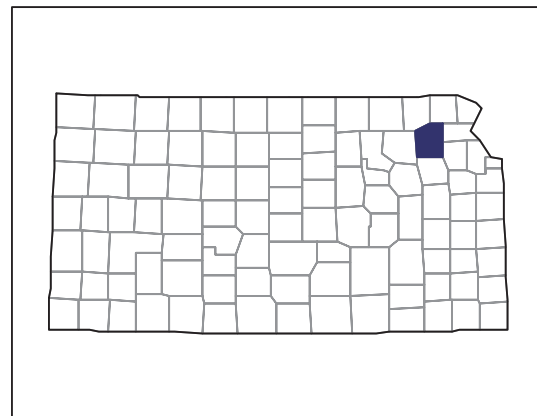
United States Department of Agriculture
National Agricultural Statistics Service

www.agcensus.usda.gov

2007 CENSUS *OF* AGRICULTURE

Jackson County – Kansas

Farms with White Operators Compared with All Farms



Data are not available at this geographic level for farms with White operators.



United States Department of Agriculture
National Agricultural Statistics Service

www.agcensus.usda.gov

