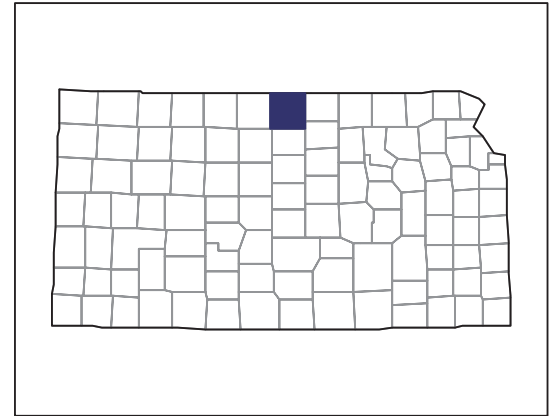


# 2007 CENSUS OF AGRICULTURE



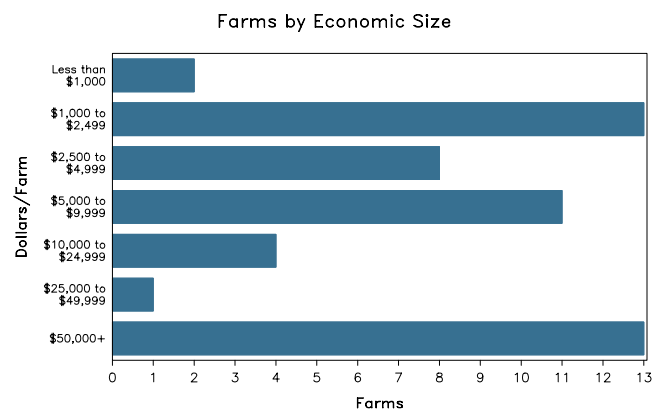
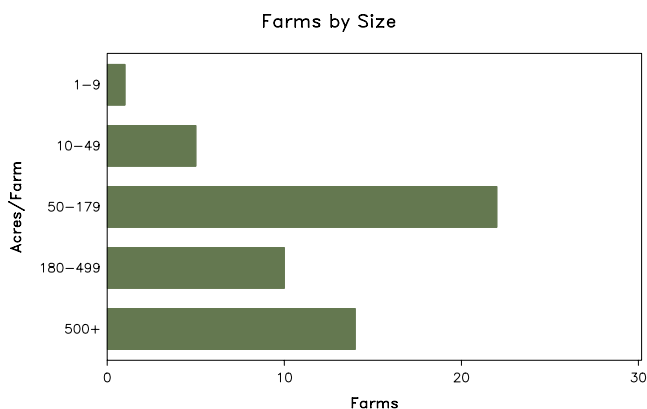
## Jewell County – Kansas

### Farms with Women Principal Operators Compared with All Farms

	Women Principal Operators	All Farms
<b>Number of Farms</b>	52	525
<b>Land in Farms</b>	25,419 acres	471,240 acres
<b>Average Size of Farm</b>	489 acres	898 acres
<b>Market Value of Products Sold</b>	\$3,156,000	\$101,234,000
Crop Sales	\$2,804,000	\$61,168,000
Livestock Sales	\$352,000	\$40,065,000
Average Per Farm	\$60,690	\$192,826
<b>Government Payments</b>	\$350,000	\$4,679,000
Average Per Farm Receiving Payments	\$7,602	\$10,194

See footnotes on reverse page.

### Farms with Women Principal Operators



# 2007 CENSUS OF AGRICULTURE

## Jewell County – Kansas Farms with Women Principal Operators

### Selected Highlights

Item	Farms	Quantity
<b>MARKET VALUE OF AGRICULTURAL PRODUCTS SOLD (\$1,000)</b>		
Total value of agricultural products sold	52	3,156
Value of crops including nursery and greenhouse	18	2,804
Value of livestock, poultry, and their products	17	352
<b>VALUE OF SALES BY COMMODITY GROUP (\$1,000)</b>		
Grains, oilseeds, dry beans, and dry peas	14	(D)
Tobacco	-	-
Cotton and cottonseed	-	-
Vegetables, melons, potatoes and sweet potatoes	-	-
Fruits, tree nuts, and berries	-	-
Nursery, greenhouse, floriculture, and sod	-	-
Cut Christmas trees and short rotation woody crops	-	-
Other crops and hay	5	(D)
Poultry and eggs	-	-
Cattle and calves	15	(D)
Milk and other dairy products from cows	-	-
Hogs and pigs	1	(D)
Sheep, goats, and their products	3	(D)
Horses, ponies, mules, burros, and donkeys	-	-
Aquaculture	-	-
Other animals and other animal products	-	-
<b>TOP CROP ITEMS (acres)</b>		
Wheat for grain, all	13	7,346
Sorghum for grain	13	3,324
Forage - land used for all hay and haylage, grass silage, and greenchop	17	1,842
Corn for grain	7	699
Soybeans for beans	8	552
<b>TOP LIVESTOCK INVENTORY ITEMS (number)</b>		
Cattle and calves	14	758
Hogs and pigs	1	(D)
Sheep and lambs	1	(D)
Horses and ponies	6	26
Goats, all	2	(D)

### Operator Characteristics

Item	Quantity
Primary occupation:	
Farming	21
Other	31
Days worked off farm:	
None	33
Any	19
Years on present farm:	
2 years or less	8
3 to 4 years	2
5 to 9 years	2
10 years or more	40
Age group:	
Under 45 years	5
45 to 64 years	14
65 years and over	33
Average age of principal operator (years)	68.8

### Economic Characteristics

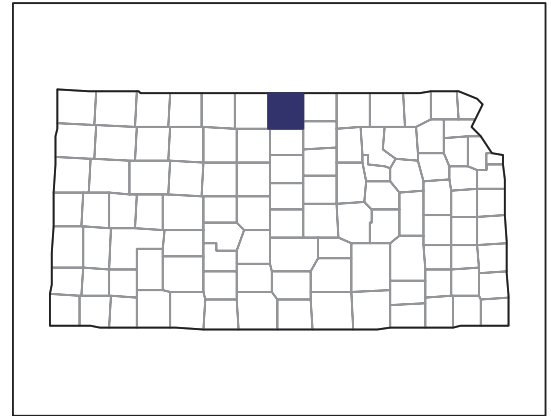
Item	Quantity
Farms by value of sales:	
Less than \$1,000	28
\$1,000 to \$2,499	5
\$2,500 to \$4,999	1
\$5,000 to \$9,999	1
\$10,000 to \$49,999	4
\$50,000 to \$99,999	2
\$100,000 to \$249,999	6
\$250,000 to \$499,999	5
\$500,000 or more	-
Total farm production expenses (\$1,000)	2,305
Average per farm (\$)	44,334
Net cash farm income of operation (\$1,000)	1,368
Average per farm (\$)	26,309
Value of agricultural products sold directly to individuals for human consumption (\$1,000)	-
Total organic product sales (\$1,000)	(D)
Total income from farm-related sources, gross before taxes and expenses (\$1,000)	168

See "Census of Agriculture, Volume 1, Geographic Area Series" for complete footnotes, explanations, definitions, and methodology.  
(D) Cannot be disclosed. (Z) Less than half of the unit shown.

# 2007 CENSUS OF AGRICULTURE

## Jewell County – Kansas

### Farms with Spanish, Hispanic, or Latino Operators Compared with All Farms



Data are not available at this geographic level for farms with Spanish, Hispanic, or Latino operators.



United States Department of Agriculture  
National Agricultural Statistics Service

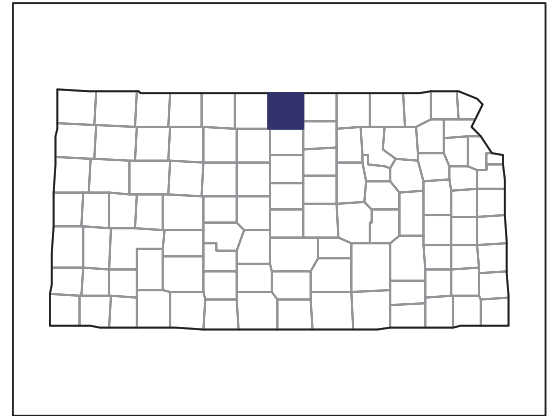
[www.agcensus.usda.gov](http://www.agcensus.usda.gov)



# 2007 CENSUS OF AGRICULTURE

## Jewell County – Kansas

### Farms with American Indian or Alaska Native Operators Compared with All Farms



Data are not available at this geographic level for farms with American Indian or Alaska Native operators.



United States Department of Agriculture  
National Agricultural Statistics Service

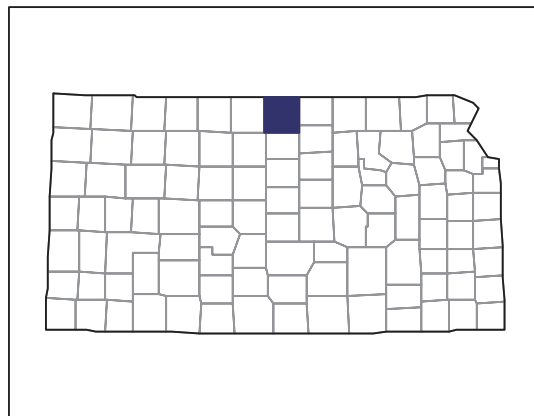
[www.agcensus.usda.gov](http://www.agcensus.usda.gov)



# 2007 CENSUS OF AGRICULTURE

**Jewell County – Kansas**

**Farms with Asian Operators  
Compared with All Farms**



**Data are not available at this geographic level for farms with Asian operators.**



United States Department of Agriculture  
National Agricultural Statistics Service

[www.agcensus.usda.gov](http://www.agcensus.usda.gov)

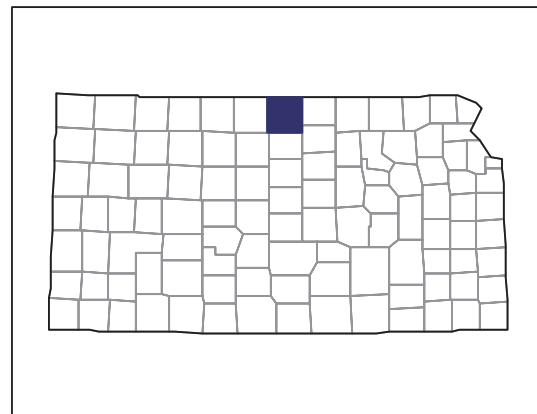




# 2007 CENSUS OF AGRICULTURE

## Jewell County – Kansas

### Farms with Black or African American Operators Compared with All Farms



Data are not available at this geographic level for farms with Black or African American operators.



United States Department of Agriculture  
National Agricultural Statistics Service

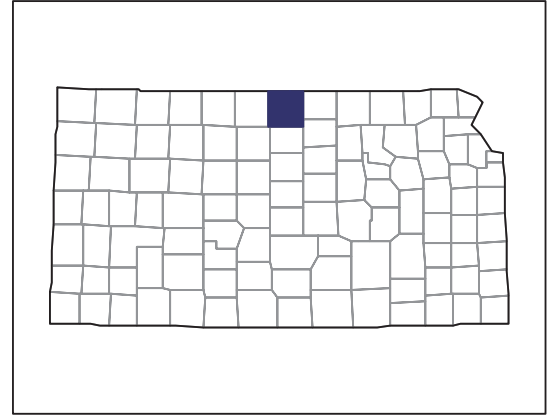
[www.agcensus.usda.gov](http://www.agcensus.usda.gov)



# 2007 CENSUS *OF* AGRICULTURE

## Jewell County – Kansas

### Farms with Native Hawaiian or Other Pacific Islander Operators Compared with All Farms



Data are not available at this geographic level for farms with Native Hawaiian or Other Pacific Islander operators.



United States Department of Agriculture  
National Agricultural Statistics Service

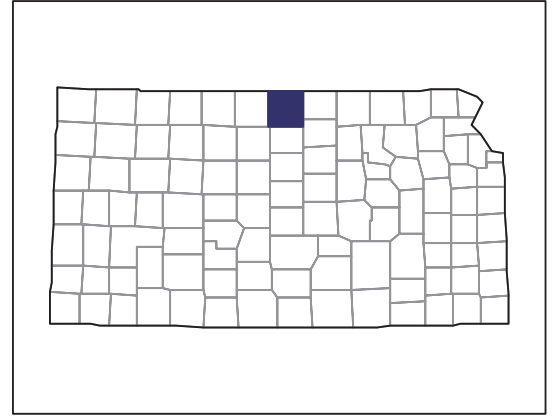
[www.agcensus.usda.gov](http://www.agcensus.usda.gov)



# 2007 CENSUS OF AGRICULTURE

## Jewell County – Kansas

### Farms with White Operators Compared with All Farms



Data are not available at this geographic level for farms with White operators.



United States Department of Agriculture  
National Agricultural Statistics Service

[www.agcensus.usda.gov](http://www.agcensus.usda.gov)

