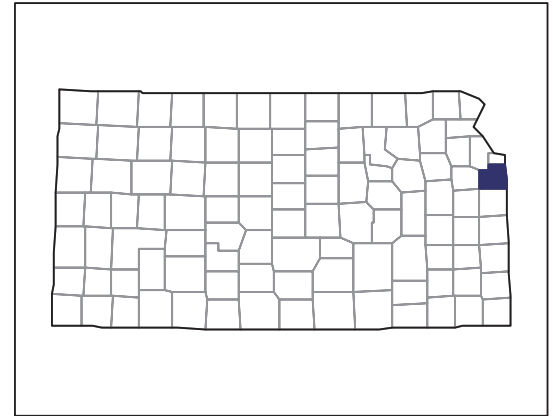


2007 CENSUS OF AGRICULTURE



Johnson County – Kansas

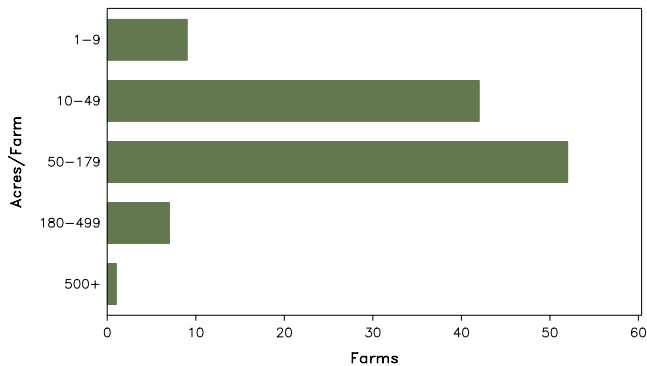
Farms with Women Principal Operators Compared with All Farms

	Women Principal Operators	All Farms
Number of Farms	111	610
Land in Farms	8,723 acres	114,202 acres
Average Size of Farm	79 acres	187 acres
Market Value of Products Sold	\$3,478,000	\$40,659,000
Crop Sales	(D)	\$29,472,000
Livestock Sales	(D)	\$11,187,000
Average Per Farm	\$31,332	\$66,655
Government Payments	\$57,000	\$676,000
Average Per Farm Receiving Payments	\$2,370	\$4,222

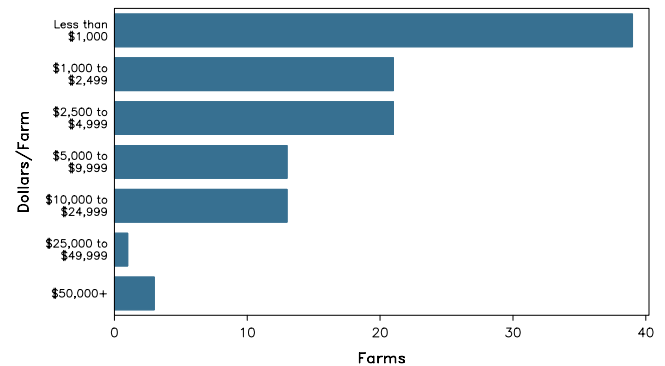
See footnotes on reverse page.

Farms with Women Principal Operators

Farms by Size



Farms by Economic Size



2007 CENSUS OF AGRICULTURE

Johnson County – Kansas Farms with Women Principal Operators

Selected Highlights

Item	Farms	Quantity
MARKET VALUE OF AGRICULTURAL PRODUCTS SOLD (\$1,000)		
Total value of agricultural products sold	111	3,478
Value of crops including nursery and greenhouse	44	(D)
Value of livestock, poultry, and their products	30	(D)
VALUE OF SALES BY COMMODITY GROUP (\$1,000)		
Grains, oilseeds, dry beans, and dry peas	14	(D)
Tobacco	-	-
Cotton and cottonseed	-	-
Vegetables, melons, potatoes and sweet potatoes	3	12
Fruits, tree nuts, and berries	4	(D)
Nursery, greenhouse, floriculture, and sod	4	(D)
Cut Christmas trees and short rotation woody crops	2	(D)
Other crops and hay	26	57
Poultry and eggs	6	2
Cattle and calves	14	(D)
Milk and other dairy products from cows	-	-
Hogs and pigs	3	-
Sheep, goats, and their products	8	(D)
Horses, ponies, mules, burros, and donkeys	6	166
Aquaculture	-	-
Other animals and other animal products	7	2
TOP CROP ITEMS (acres)		
Forage - land used for all hay and haylage, grass silage, and greenchop	49	2,044
Soybeans for beans	7	360
Corn for grain	3	211
Wheat for grain, all	4	170
Sorghum for grain	5	160
TOP LIVESTOCK INVENTORY ITEMS (number)		
Cattle and calves	17	873
Horses and ponies	55	638
Sheep and lambs	7	141
Goats, all	7	119
Layers	6	115

Operator Characteristics

Item	Quantity
Primary occupation:	
Farming	35
Other	76
Days worked off farm:	
None	33
Any	78
Years on present farm:	
2 years or less	6
3 to 4 years	5
5 to 9 years	29
10 years or more	71
Age group:	
Under 45 years	8
45 to 64 years	71
65 years and over	32
Average age of principal operator (years)	58.7

Economic Characteristics

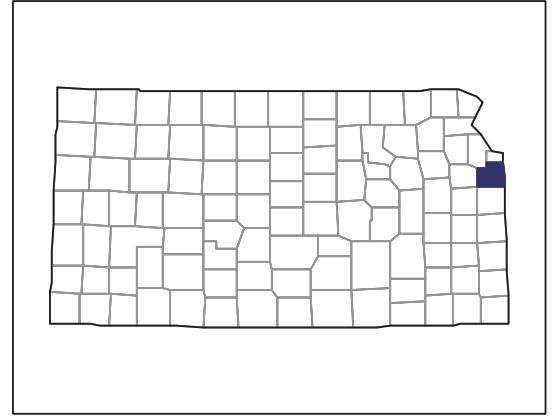
Item	Quantity
Farms by value of sales:	
Less than \$1,000	54
\$1,000 to \$2,499	14
\$2,500 to \$4,999	17
\$5,000 to \$9,999	9
\$10,000 to \$49,999	14
\$50,000 to \$99,999	-
\$100,000 to \$249,999	2
\$250,000 to \$499,999	-
\$500,000 or more	1
Total farm production expenses (\$1,000)	5,047
Average per farm (\$)	45,465
Net cash farm income of operation (\$1,000)	-1,208
Average per farm (\$)	-10,880
Value of agricultural products sold directly to individuals for human consumption (\$1,000)	11
Total organic product sales (\$1,000)	(D)
Total income from farm-related sources, gross before taxes and expenses (\$1,000)	304

See "Census of Agriculture, Volume 1, Geographic Area Series" for complete footnotes, explanations, definitions, and methodology.
(D) Cannot be disclosed. (Z) Less than half of the unit shown.

2007 CENSUS *OF* AGRICULTURE

Johnson County – Kansas

Farms with Spanish, Hispanic, or Latino Operators Compared with All Farms



Data are not available at this geographic level for farms with Spanish, Hispanic, or Latino operators.



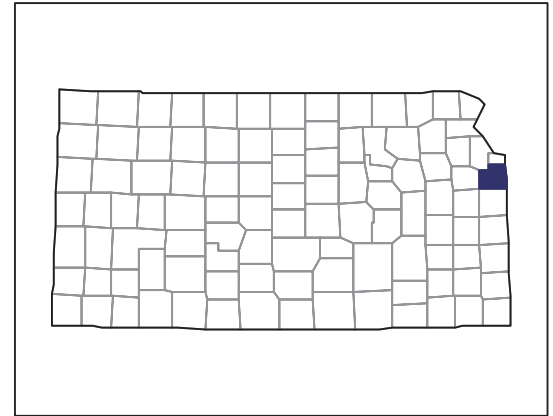
United States Department of Agriculture
National Agricultural Statistics Service

www.agcensus.usda.gov

2007 CENSUS OF AGRICULTURE

Johnson County – Kansas

Farms with American Indian or Alaska Native Operators Compared with All Farms



Data are not available at this geographic level for farms with American Indian or Alaska Native operators.



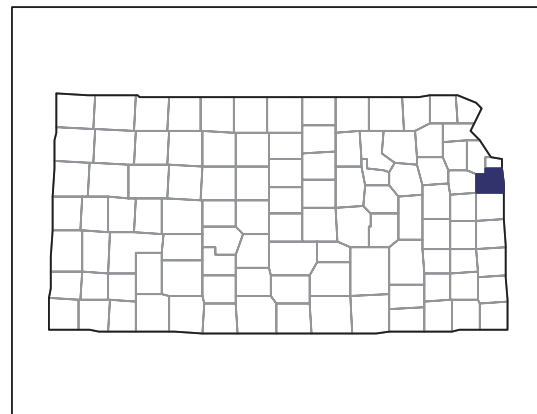
United States Department of Agriculture
National Agricultural Statistics Service

www.agcensus.usda.gov

2007 CENSUS *OF* AGRICULTURE

Johnson County – Kansas

**Farms with Asian Operators
Compared with All Farms**



Data are not available at this geographic level for farms with Asian operators.



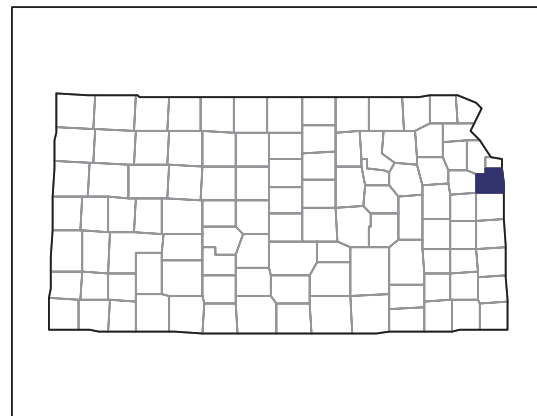
United States Department of Agriculture
National Agricultural Statistics Service

www.agcensus.usda.gov

2007 CENSUS OF AGRICULTURE

Johnson County – Kansas

Farms with Black or African American Operators Compared with All Farms



Data are not available at this geographic level for farms with Black or African American operators.



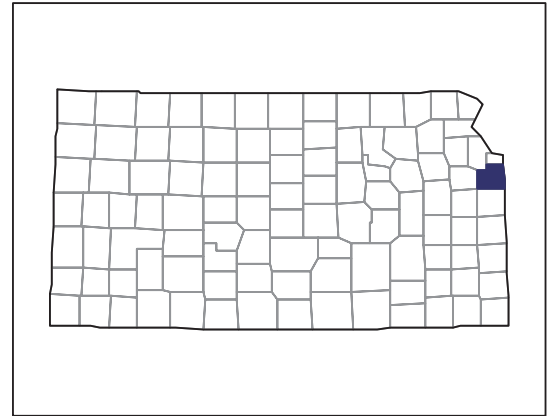
United States Department of Agriculture
National Agricultural Statistics Service

www.agcensus.usda.gov

2007 CENSUS OF AGRICULTURE

Johnson County – Kansas

Farms with Native Hawaiian or Other Pacific Islander Operators Compared with All Farms



Data are not available at this geographic level for farms with Native Hawaiian or Other Pacific Islander operators.



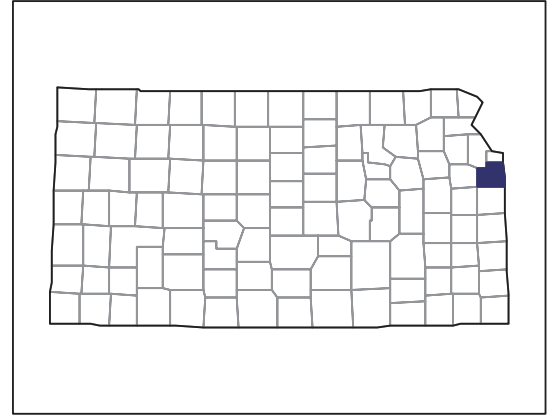
United States Department of Agriculture
National Agricultural Statistics Service

www.agcensus.usda.gov

2007 CENSUS *OF* AGRICULTURE

Johnson County – Kansas

Farms with White Operators Compared with All Farms



Data are not available at this geographic level for farms with White operators.



United States Department of Agriculture
National Agricultural Statistics Service

www.agcensus.usda.gov

