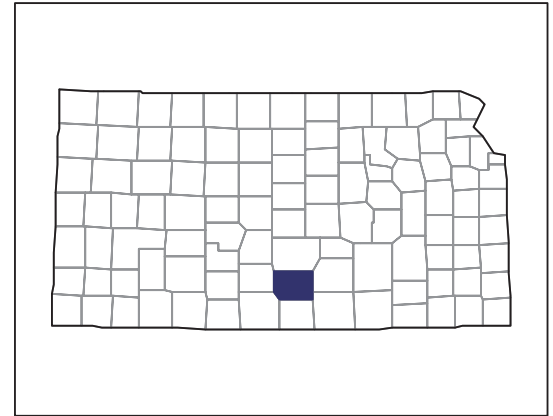


2007 CENSUS OF AGRICULTURE



Kingman County – Kansas

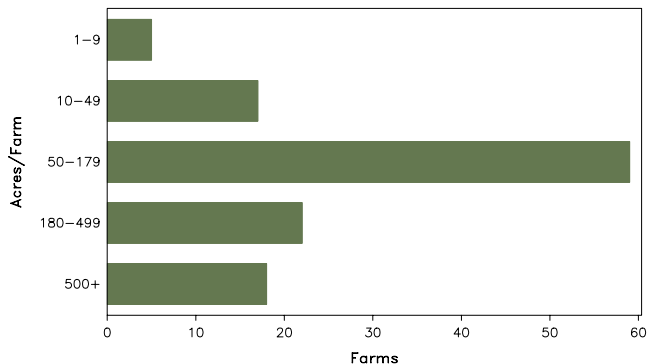
Farms with Women Principal Operators Compared with All Farms

	Women Principal Operators	All Farms
Number of Farms	121	876
Land in Farms	38,811 acres	546,231 acres
Average Size of Farm	321 acres	624 acres
Market Value of Products Sold	\$3,164,000	\$52,051,000
Crop Sales	\$2,346,000	\$25,749,000
Livestock Sales	\$819,000	\$26,302,000
Average Per Farm	\$26,150	\$59,419
Government Payments	\$890,000	\$7,204,000
Average Per Farm Receiving Payments	\$9,171	\$9,580

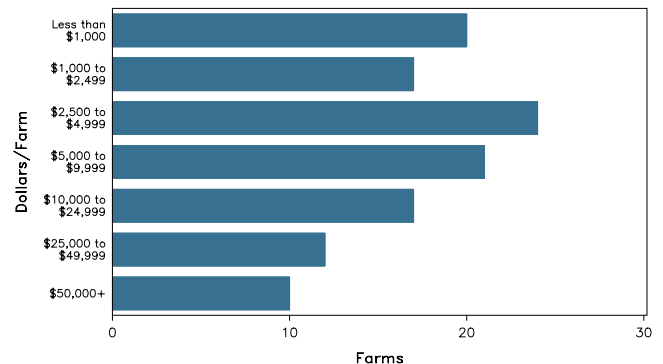
See footnotes on reverse page.

Farms with Women Principal Operators

Farms by Size



Farms by Economic Size



2007 CENSUS OF AGRICULTURE

Kingman County – Kansas Farms with Women Principal Operators

Selected Highlights

Item	Farms	Quantity
MARKET VALUE OF AGRICULTURAL PRODUCTS SOLD (\$1,000)		
Total value of agricultural products sold	121	3,164
Value of crops including nursery and greenhouse	36	2,346
Value of livestock, poultry, and their products	38	819
VALUE OF SALES BY COMMODITY GROUP (\$1,000)		
Grains, oilseeds, dry beans, and dry peas	28	(D)
Tobacco	-	-
Cotton and cottonseed	-	-
Vegetables, melons, potatoes and sweet potatoes	1	(D)
Fruits, tree nuts, and berries	-	-
Nursery, greenhouse, floriculture, and sod	-	-
Cut Christmas trees and short rotation woody crops	-	-
Other crops and hay	10	(D)
Poultry and eggs	5	(D)
Cattle and calves	26	800
Milk and other dairy products from cows	-	-
Hogs and pigs	1	(D)
Sheep, goats, and their products	3	-
Horses, ponies, mules, burros, and donkeys	6	9
Aquaculture	-	-
Other animals and other animal products	2	(D)
TOP CROP ITEMS (acres)		
Wheat for grain, all	26	9,873
Soybeans for beans	5	2,807
Forage - land used for all hay and haylage, grass silage, and greenchop	24	1,278
Corn for grain	3	(D)
Sorghum for grain	3	160
TOP LIVESTOCK INVENTORY ITEMS (number)		
Cattle and calves	30	1,263
Horses and ponies	32	204
Sheep and lambs	4	94
Hogs and pigs	1	(D)
Goats, all	5	86

Operator Characteristics

Item	Quantity
Primary occupation:	
Farming	39
Other	82
Days worked off farm:	
None	42
Any	79
Years on present farm:	
2 years or less	6
3 to 4 years	5
5 to 9 years	15
10 years or more	95
Age group:	
Under 45 years	13
45 to 64 years	50
65 years and over	58
Average age of principal operator (years)	65.1

Economic Characteristics

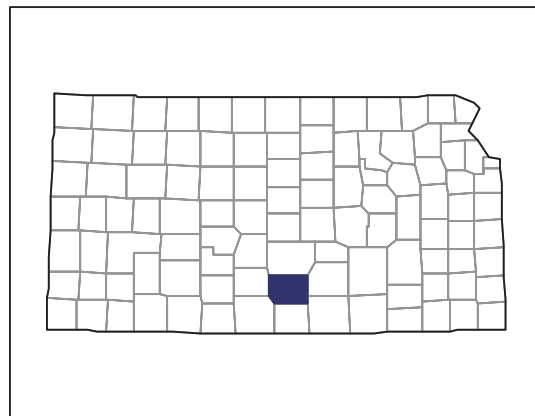
Item	Quantity
Farms by value of sales:	
Less than \$1,000	74
\$1,000 to \$2,499	11
\$2,500 to \$4,999	3
\$5,000 to \$9,999	6
\$10,000 to \$49,999	17
\$50,000 to \$99,999	3
\$100,000 to \$249,999	2
\$250,000 to \$499,999	4
\$500,000 or more	1
Total farm production expenses (\$1,000)	3,356
Average per farm (\$)	27,736
Net cash farm income of operation (\$1,000)	1,825
Average per farm (\$)	15,079
Value of agricultural products sold directly to individuals for human consumption (\$1,000)	(D)
Total organic product sales (\$1,000)	-
Total income from farm-related sources, gross before taxes and expenses (\$1,000)	1,127

See "Census of Agriculture, Volume 1, Geographic Area Series" for complete footnotes, explanations, definitions, and methodology.
(D) Cannot be disclosed. (Z) Less than half of the unit shown.

2007 CENSUS OF AGRICULTURE

Kingman County – Kansas

Farms with Spanish, Hispanic, or Latino Operators Compared with All Farms



Data are not available at this geographic level for farms with Spanish, Hispanic, or Latino operators.



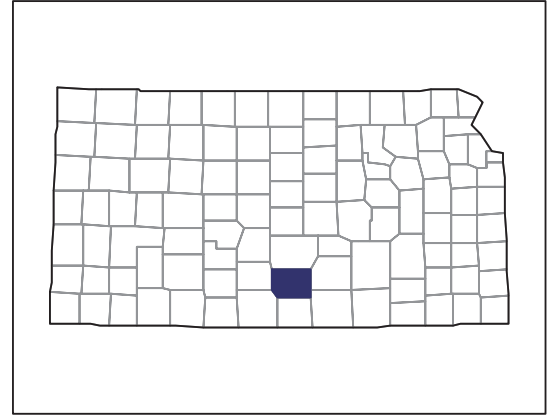
United States Department of Agriculture
National Agricultural Statistics Service

www.agcensus.usda.gov

2007 CENSUS OF AGRICULTURE

Kingman County – Kansas

Farms with American Indian or Alaska Native Operators Compared with All Farms



Data are not available at this geographic level for farms with American Indian or Alaska Native operators.



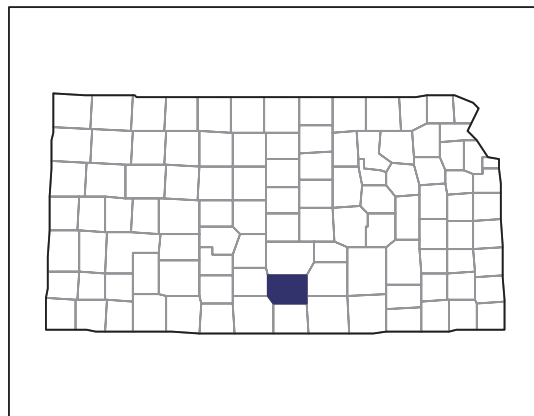
United States Department of Agriculture
National Agricultural Statistics Service

www.agcensus.usda.gov

2007 CENSUS OF AGRICULTURE

Kingman County – Kansas

Farms with Asian Operators Compared with All Farms



Data are not available at this geographic level for farms with Asian operators.



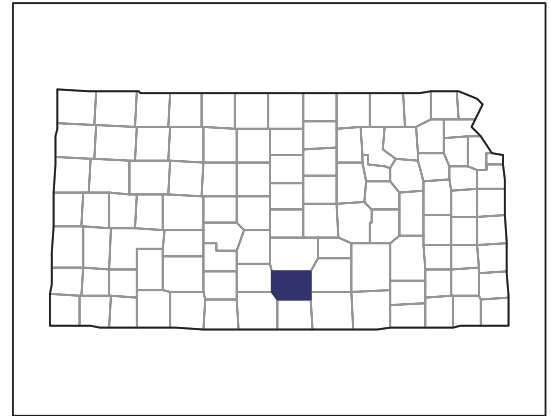
United States Department of Agriculture
National Agricultural Statistics Service

www.agcensus.usda.gov

2007 CENSUS OF AGRICULTURE

Kingman County – Kansas

Farms with Black or African American Operators Compared with All Farms



Data are not available at this geographic level for farms with Black or African American operators.



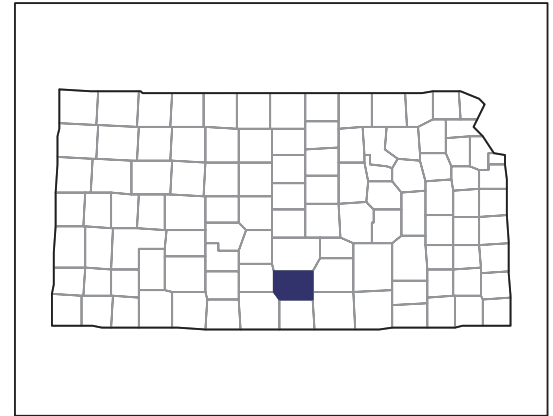
United States Department of Agriculture
National Agricultural Statistics Service

www.agcensus.usda.gov

2007 CENSUS OF AGRICULTURE

Kingman County – Kansas

Farms with Native Hawaiian or Other Pacific Islander Operators Compared with All Farms



Data are not available at this geographic level for farms with Native Hawaiian or Other Pacific Islander operators.



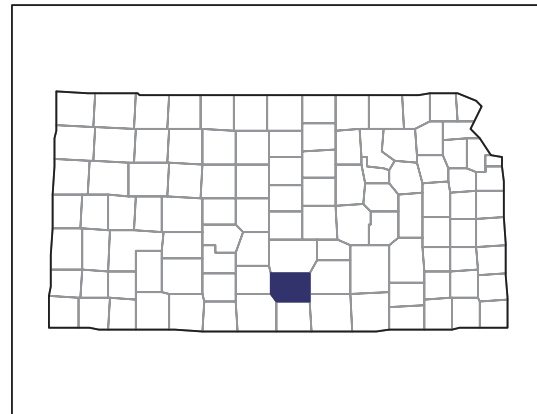
United States Department of Agriculture
National Agricultural Statistics Service

www.agcensus.usda.gov

2007 CENSUS OF AGRICULTURE

Kingman County – Kansas

Farms with White Operators Compared with All Farms



Data are not available at this geographic level for farms with White operators.



United States Department of Agriculture
National Agricultural Statistics Service

www.agcensus.usda.gov

