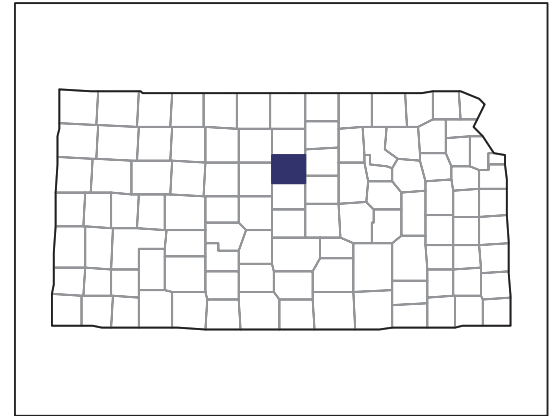


2007 CENSUS OF AGRICULTURE



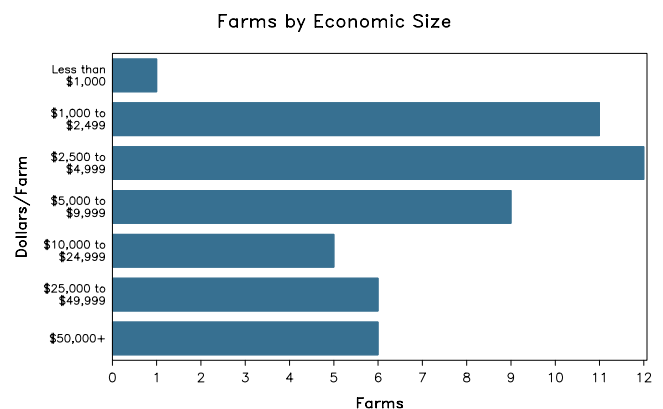
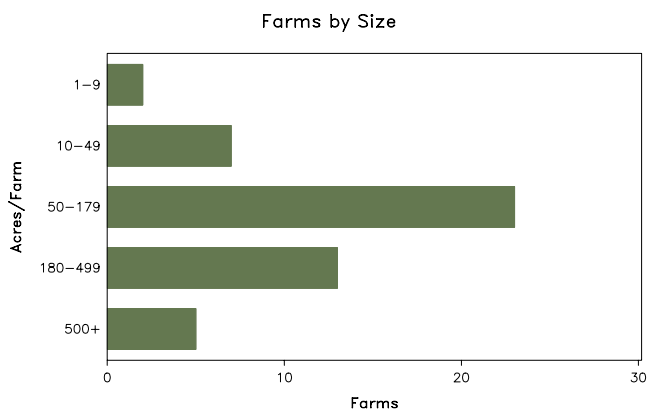
Lincoln County – Kansas

Farms with Women Principal Operators Compared with All Farms

	Women Principal Operators	All Farms
Number of Farms	50	473
Land in Farms	11,235 acres	432,479 acres
Average Size of Farm	225 acres	914 acres
Market Value of Products Sold	\$612,000	\$55,786,000
Crop Sales	\$432,000	\$32,667,000
Livestock Sales	\$181,000	\$23,119,000
Average Per Farm	\$12,246	\$117,941
Government Payments	\$199,000	\$3,692,000
Average Per Farm Receiving Payments	\$4,635	\$8,875

See footnotes on reverse page.

Farms with Women Principal Operators



2007 CENSUS OF AGRICULTURE

Lincoln County – Kansas Farms with Women Principal Operators

Selected Highlights

Item	Farms	Quantity
MARKET VALUE OF AGRICULTURAL PRODUCTS SOLD (\$1,000)		
Total value of agricultural products sold	50	612
Value of crops including nursery and greenhouse	18	432
Value of livestock, poultry, and their products	15	181
VALUE OF SALES BY COMMODITY GROUP (\$1,000)		
Grains, oilseeds, dry beans, and dry peas	14	(D)
Tobacco	-	-
Cotton and cottonseed	-	-
Vegetables, melons, potatoes and sweet potatoes	-	-
Fruits, tree nuts, and berries	-	-
Nursery, greenhouse, floriculture, and sod	-	-
Cut Christmas trees and short rotation woody crops	-	-
Other crops and hay	6	(D)
Poultry and eggs	2	(D)
Cattle and calves	10	172
Milk and other dairy products from cows	-	-
Hogs and pigs	-	-
Sheep, goats, and their products	2	(D)
Horses, ponies, mules, burros, and donkeys	5	(D)
Aquaculture	-	-
Other animals and other animal products	-	-
TOP CROP ITEMS (acres)		
Wheat for grain, all	12	1,732
Forage - land used for all hay and haylage, grass silage, and greenchop	13	768
Sorghum for grain	9	611
Soybeans for beans	6	330
TOP LIVESTOCK INVENTORY ITEMS (number)		
Cattle and calves	11	448
Broilers and other meat-type chickens	2	(D)
Goats, all	4	60
Ducks	2	(D)
Horses and ponies	8	46

Operator Characteristics

Item	Quantity
Primary occupation:	
Farming	15
Other	35
Days worked off farm:	
None	26
Any	24
Years on present farm:	
2 years or less	2
3 to 4 years	1
5 to 9 years	7
10 years or more	40
Age group:	
Under 45 years	2
45 to 64 years	25
65 years and over	23
Average age of principal operator (years)	64.1

Economic Characteristics

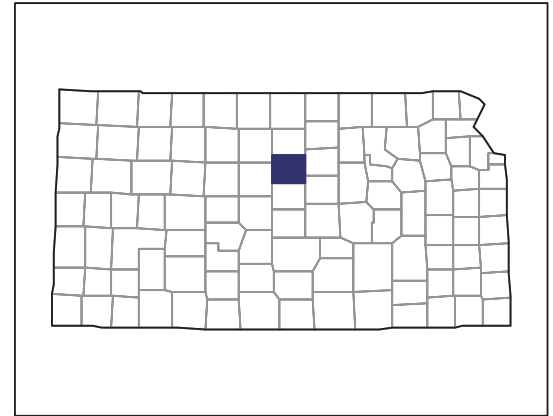
Item	Quantity
Farms by value of sales:	
Less than \$1,000	23
\$1,000 to \$2,499	6
\$2,500 to \$4,999	5
\$5,000 to \$9,999	-
\$10,000 to \$49,999	12
\$50,000 to \$99,999	4
\$100,000 to \$249,999	-
\$250,000 to \$499,999	-
\$500,000 or more	-
Total farm production expenses (\$1,000)	752
Average per farm (\$)	15,049
Net cash farm income of operation (\$1,000)	228
Average per farm (\$)	4,564
Value of agricultural products sold directly to individuals for human consumption (\$1,000)	-
Total organic product sales (\$1,000)	-
Total income from farm-related sources, gross before taxes and expenses (\$1,000)	169

See "Census of Agriculture, Volume 1, Geographic Area Series" for complete footnotes, explanations, definitions, and methodology.
(D) Cannot be disclosed. (Z) Less than half of the unit shown.

2007 CENSUS OF AGRICULTURE

Lincoln County – Kansas

Farms with Spanish, Hispanic, or Latino Operators Compared with All Farms



Data are not available at this geographic level for farms with Spanish, Hispanic, or Latino operators.



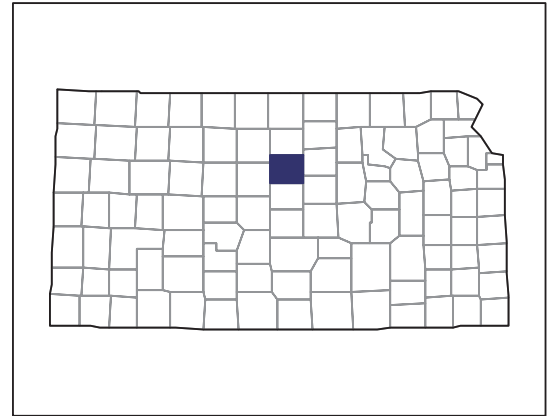
United States Department of Agriculture
National Agricultural Statistics Service

www.agcensus.usda.gov

2007 CENSUS OF AGRICULTURE

Lincoln County – Kansas

Farms with American Indian or Alaska Native Operators Compared with All Farms



Data are not available at this geographic level for farms with American Indian or Alaska Native operators.



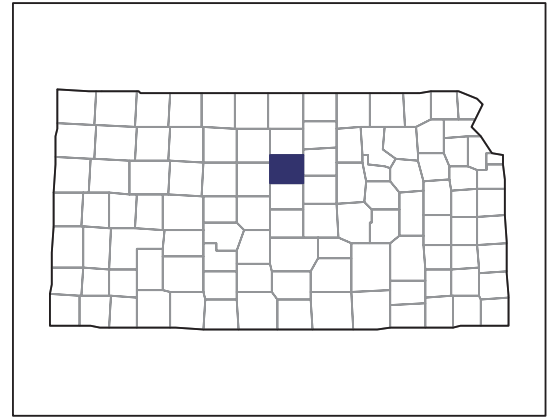
United States Department of Agriculture
National Agricultural Statistics Service

www.agcensus.usda.gov

2007 CENSUS *OF* AGRICULTURE

Lincoln County – Kansas

**Farms with Asian Operators
Compared with All Farms**



Data are not available at this geographic level for farms with Asian operators.



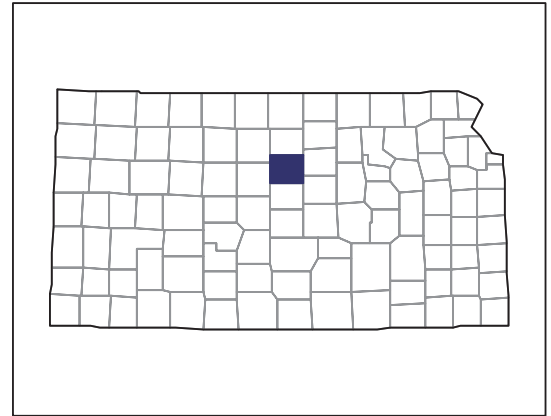
United States Department of Agriculture
National Agricultural Statistics Service

www.agcensus.usda.gov

2007 CENSUS OF AGRICULTURE

Lincoln County – Kansas

Farms with Black or African American Operators Compared with All Farms



Data are not available at this geographic level for farms with Black or African American operators.



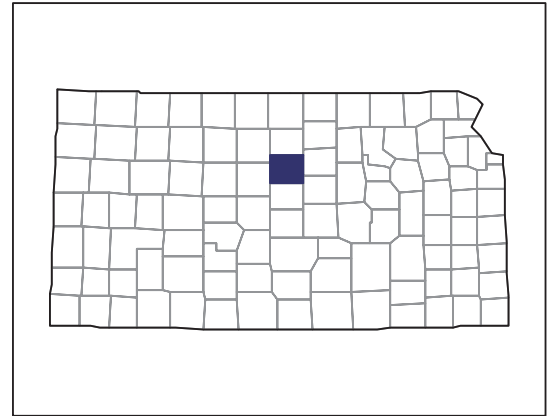
United States Department of Agriculture
National Agricultural Statistics Service

www.agcensus.usda.gov

2007 CENSUS *OF* AGRICULTURE

Lincoln County – Kansas

Farms with Native Hawaiian or Other Pacific Islander Operators Compared with All Farms



Data are not available at this geographic level for farms with Native Hawaiian or Other Pacific Islander operators.



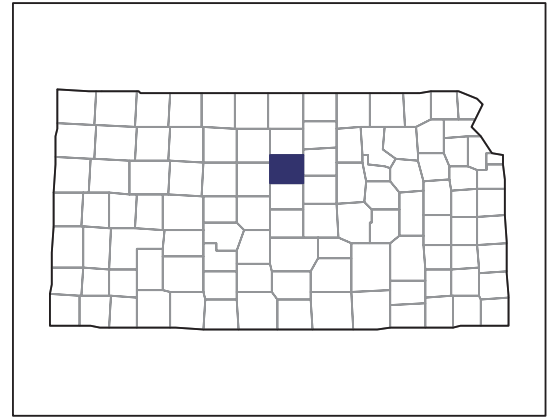
United States Department of Agriculture
National Agricultural Statistics Service

www.agcensus.usda.gov

2007 CENSUS OF AGRICULTURE

Lincoln County – Kansas

Farms with White Operators Compared with All Farms



Data are not available at this geographic level for farms with White operators.



United States Department of Agriculture
National Agricultural Statistics Service

www.agcensus.usda.gov

