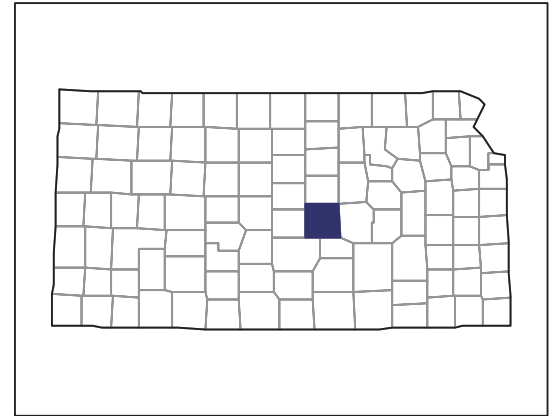


2007 CENSUS OF AGRICULTURE



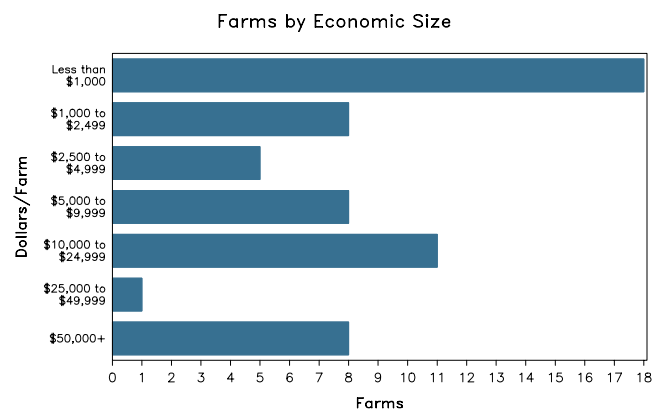
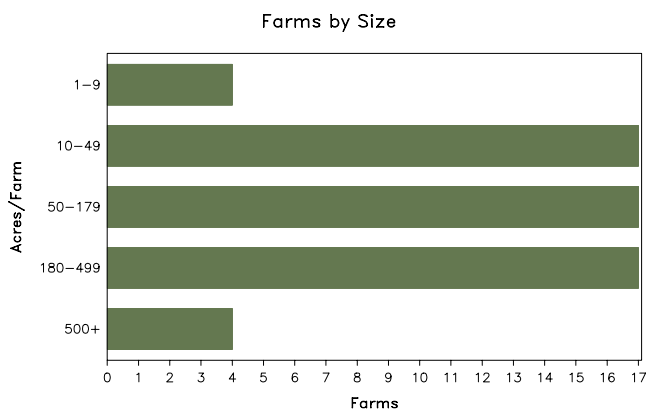
McPherson County – Kansas

Farms with Women Principal Operators Compared with All Farms

	Women Principal Operators	All Farms
Number of Farms	59	1,142
Land in Farms	13,695 acres	566,309 acres
Average Size of Farm	232 acres	496 acres
Market Value of Products Sold	\$2,297,000	\$119,750,000
Crop Sales	\$980,000	\$57,227,000
Livestock Sales	\$1,318,000	\$62,522,000
Average Per Farm	\$38,940	\$104,860
Government Payments	\$158,000	\$6,639,000
Average Per Farm Receiving Payments	\$5,098	\$7,605

See footnotes on reverse page.

Farms with Women Principal Operators



2007 CENSUS OF AGRICULTURE

McPherson County – Kansas Farms with Women Principal Operators

Selected Highlights

Item	Farms	Quantity
MARKET VALUE OF AGRICULTURAL PRODUCTS SOLD (\$1,000)		
Total value of agricultural products sold	59	2,297
Value of crops including nursery and greenhouse	19	980
Value of livestock, poultry, and their products	24	1,318
VALUE OF SALES BY COMMODITY GROUP (\$1,000)		
Grains, oilseeds, dry beans, and dry peas	14	(D)
Tobacco	-	-
Cotton and cottonseed	-	-
Vegetables, melons, potatoes and sweet potatoes	-	-
Fruits, tree nuts, and berries	-	-
Nursery, greenhouse, floriculture, and sod	-	-
Cut Christmas trees and short rotation woody crops	-	-
Other crops and hay	7	(D)
Poultry and eggs	2	(D)
Cattle and calves	17	680
Milk and other dairy products from cows	3	608
Hogs and pigs	2	(D)
Sheep, goats, and their products	-	-
Horses, ponies, mules, burros, and donkeys	7	16
Aquaculture	-	-
Other animals and other animal products	2	(D)
TOP CROP ITEMS (acres)		
Wheat for grain, all	11	1,934
Sorghum for grain	5	(D)
Forage - land used for all hay and haylage, grass silage, and greenchop	23	814
Soybeans for beans	8	473
Corn for grain	2	(D)
TOP LIVESTOCK INVENTORY ITEMS (number)		
Cattle and calves	17	1,713
Horses and ponies	17	92
Llamas	2	(D)
Layers	2	(D)
Goats, all	2	(D)

Operator Characteristics

Item	Quantity
Primary occupation:	
Farming	19
Other	40
Days worked off farm:	
None	22
Any	37
Years on present farm:	
2 years or less	6
3 to 4 years	8
5 to 9 years	5
10 years or more	40
Age group:	
Under 45 years	2
45 to 64 years	30
65 years and over	27
Average age of principal operator (years)	64.4

Economic Characteristics

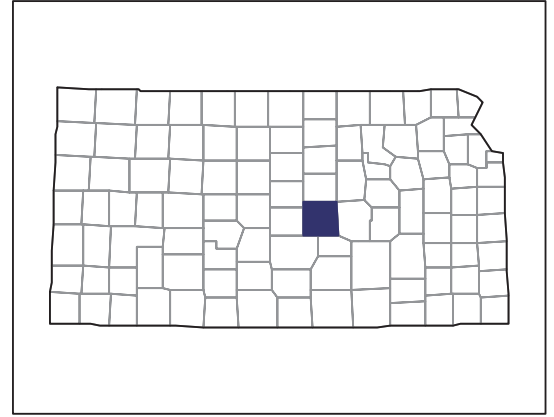
Item	Quantity
Farms by value of sales:	
Less than \$1,000	30
\$1,000 to \$2,499	4
\$2,500 to \$4,999	2
\$5,000 to \$9,999	3
\$10,000 to \$49,999	12
\$50,000 to \$99,999	5
\$100,000 to \$249,999	-
\$250,000 to \$499,999	1
\$500,000 or more	2
Total farm production expenses (\$1,000)	1,702
Average per farm (\$)	28,849
Net cash farm income of operation (\$1,000)	1,051
Average per farm (\$)	17,812
Value of agricultural products sold directly to individuals for human consumption (\$1,000)	-
Total organic product sales (\$1,000)	-
Total income from farm-related sources, gross before taxes and expenses (\$1,000)	298

See "Census of Agriculture, Volume 1, Geographic Area Series" for complete footnotes, explanations, definitions, and methodology.
(D) Cannot be disclosed. (Z) Less than half of the unit shown.

2007 CENSUS OF AGRICULTURE

McPherson County – Kansas

Farms with Spanish, Hispanic, or Latino Operators Compared with All Farms



Data are not available at this geographic level for farms with Spanish, Hispanic, or Latino operators.



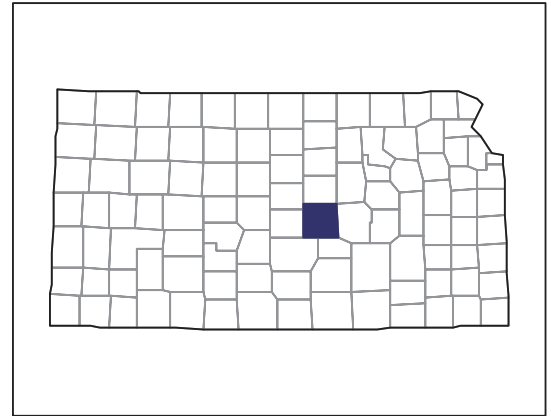
United States Department of Agriculture
National Agricultural Statistics Service

www.agcensus.usda.gov

2007 CENSUS OF AGRICULTURE

McPherson County – Kansas

Farms with American Indian or Alaska Native Operators Compared with All Farms



Data are not available at this geographic level for farms with American Indian or Alaska Native operators.



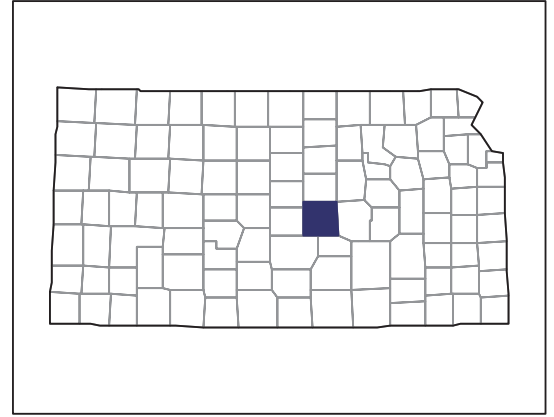
United States Department of Agriculture
National Agricultural Statistics Service

www.agcensus.usda.gov

2007 CENSUS *OF* AGRICULTURE

McPherson County – Kansas

**Farms with Asian Operators
Compared with All Farms**



Data are not available at this geographic level for farms with Asian operators.



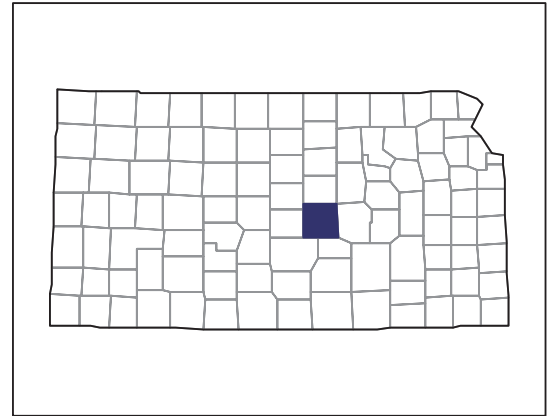
United States Department of Agriculture
National Agricultural Statistics Service

www.agcensus.usda.gov

2007 CENSUS OF AGRICULTURE

McPherson County – Kansas

Farms with Black or African American Operators Compared with All Farms



Data are not available at this geographic level for farms with Black or African American operators.



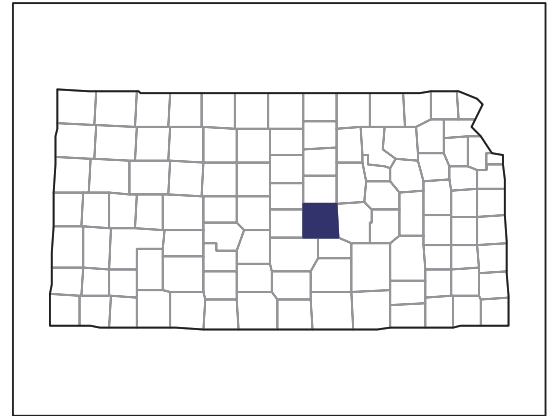
United States Department of Agriculture
National Agricultural Statistics Service

www.agcensus.usda.gov

2007 CENSUS OF AGRICULTURE

McPherson County – Kansas

Farms with Native Hawaiian or Other Pacific Islander Operators Compared with All Farms



Data are not available at this geographic level for farms with Native Hawaiian or Other Pacific Islander operators.



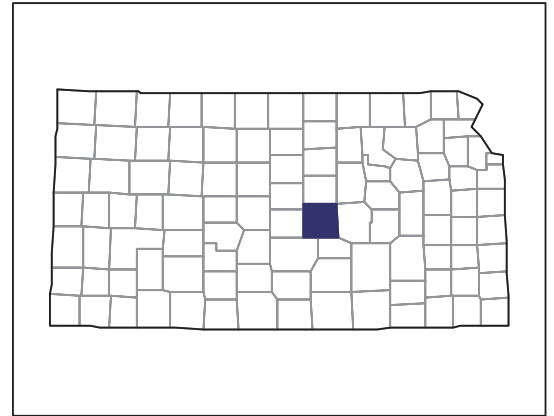
United States Department of Agriculture
National Agricultural Statistics Service

www.agcensus.usda.gov

2007 CENSUS OF AGRICULTURE

McPherson County – Kansas

Farms with White Operators Compared with All Farms



Data are not available at this geographic level for farms with White operators.



United States Department of Agriculture
National Agricultural Statistics Service

www.agcensus.usda.gov

