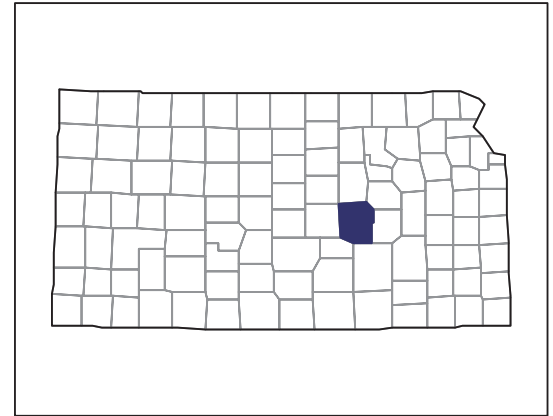


2007 CENSUS OF AGRICULTURE



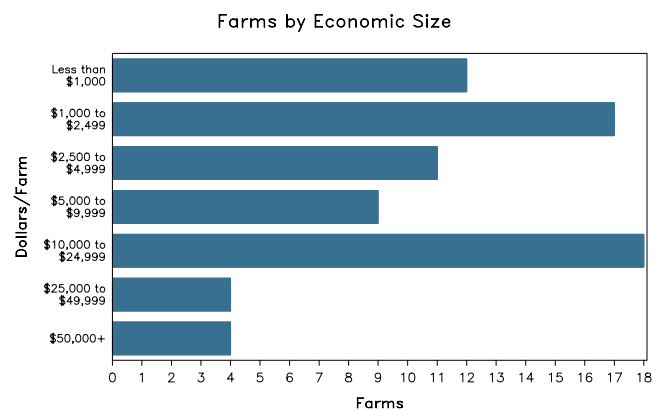
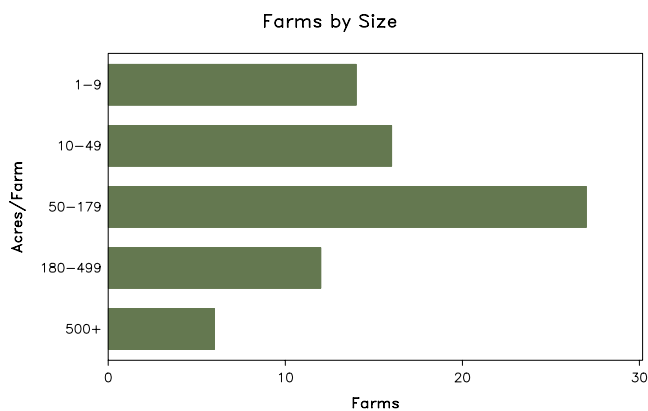
Marion County – Kansas

Farms with Women Principal Operators Compared with All Farms

	Women Principal Operators	All Farms
Number of Farms	75	974
Land in Farms	12,652 acres	599,022 acres
Average Size of Farm	169 acres	615 acres
Market Value of Products Sold	\$1,337,000	\$111,206,000
Crop Sales	\$679,000	\$43,687,000
Livestock Sales	\$658,000	\$67,519,000
Average Per Farm	\$17,823	\$114,174
Government Payments	\$143,000	\$4,950,000
Average Per Farm Receiving Payments	\$2,600	\$6,735

See footnotes on reverse page.

Farms with Women Principal Operators



2007 CENSUS OF AGRICULTURE

Marion County – Kansas Farms with Women Principal Operators

Selected Highlights

Item	Farms	Quantity
MARKET VALUE OF AGRICULTURAL PRODUCTS SOLD (\$1,000)		
Total value of agricultural products sold	75	1,337
Value of crops including nursery and greenhouse	26	679
Value of livestock, poultry, and their products	27	658
VALUE OF SALES BY COMMODITY GROUP (\$1,000)		
Grains, oilseeds, dry beans, and dry peas	16	(D)
Tobacco	-	-
Cotton and cottonseed	-	-
Vegetables, melons, potatoes and sweet potatoes	-	-
Fruits, tree nuts, and berries	-	-
Nursery, greenhouse, floriculture, and sod	2	(D)
Cut Christmas trees and short rotation woody crops	-	-
Other crops and hay	11	(D)
Poultry and eggs	2	(D)
Cattle and calves	19	(D)
Milk and other dairy products from cows	-	-
Hogs and pigs	3	32
Sheep, goats, and their products	1	(D)
Horses, ponies, mules, burros, and donkeys	-	-
Aquaculture	-	-
Other animals and other animal products	4	(D)
TOP CROP ITEMS (acres)		
Forage - land used for all hay and haylage, grass silage, and greenchop	22	1,967
Wheat for grain, all	14	1,891
Sorghum for grain	11	723
Soybeans for beans	7	363
Corn for grain	4	122
TOP LIVESTOCK INVENTORY ITEMS (number)		
Cattle and calves	21	796
Hogs and pigs	3	690
Horses and ponies	10	65
Alpacas	4	44
Layers	5	25

Operator Characteristics

Item	Quantity
Primary occupation:	
Farming	25
Other	50
Days worked off farm:	
None	34
Any	41
Years on present farm:	
2 years or less	2
3 to 4 years	3
5 to 9 years	20
10 years or more	50
Age group:	
Under 45 years	6
45 to 64 years	25
65 years and over	44
Average age of principal operator (years)	67.8

Economic Characteristics

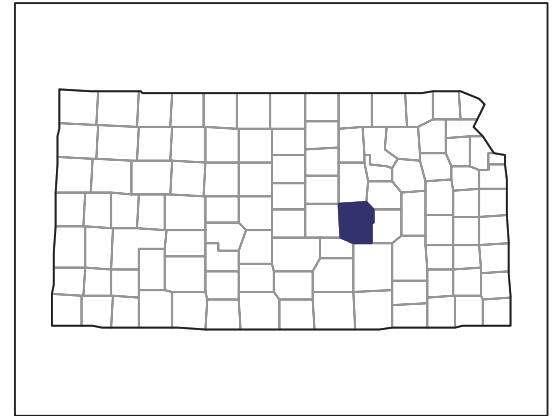
Item	Quantity
Farms by value of sales:	
Less than \$1,000	38
\$1,000 to \$2,499	6
\$2,500 to \$4,999	-
\$5,000 to \$9,999	8
\$10,000 to \$49,999	19
\$50,000 to \$99,999	-
\$100,000 to \$249,999	3
\$250,000 to \$499,999	-
\$500,000 or more	1
Total farm production expenses (\$1,000)	1,759
Average per farm (\$)	23,455
Net cash farm income of operation (\$1,000)	-114
Average per farm (\$)	-1,523
Value of agricultural products sold directly to individuals for human consumption (\$1,000)	-
Total organic product sales (\$1,000)	-
Total income from farm-related sources, gross before taxes and expenses (\$1,000)	165

See "Census of Agriculture, Volume 1, Geographic Area Series" for complete footnotes, explanations, definitions, and methodology.
(D) Cannot be disclosed. (Z) Less than half of the unit shown.

2007 CENSUS OF AGRICULTURE

Marion County – Kansas

Farms with Spanish, Hispanic, or Latino Operators Compared with All Farms



Data are not available at this geographic level for farms with Spanish, Hispanic, or Latino operators.



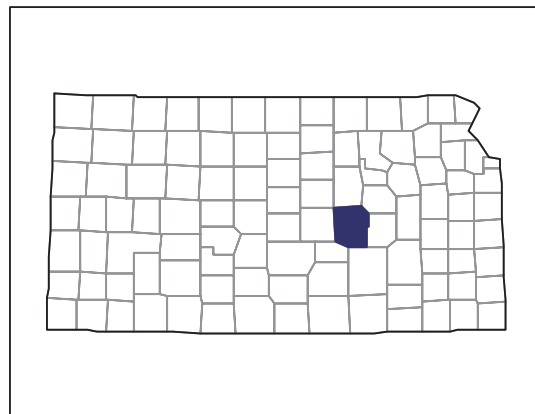
United States Department of Agriculture
National Agricultural Statistics Service

www.agcensus.usda.gov

2007 CENSUS OF AGRICULTURE

Marion County – Kansas

Farms with American Indian or Alaska Native Operators Compared with All Farms



Data are not available at this geographic level for farms with American Indian or Alaska Native operators.



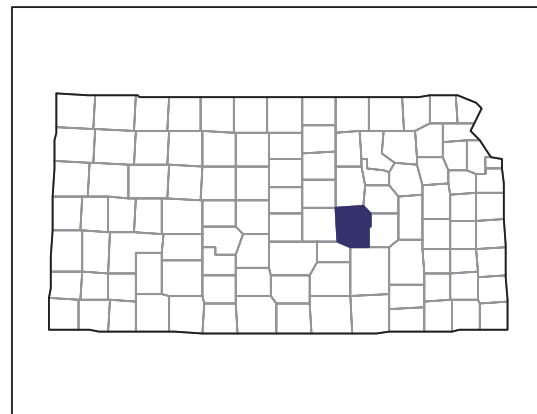
United States Department of Agriculture
National Agricultural Statistics Service

www.agcensus.usda.gov

2007 CENSUS OF AGRICULTURE

Marion County – Kansas

Farms with Asian Operators Compared with All Farms



Data are not available at this geographic level for farms with Asian operators.



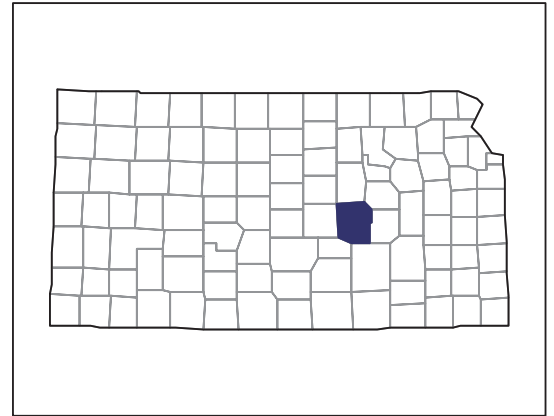
United States Department of Agriculture
National Agricultural Statistics Service

www.agcensus.usda.gov

2007 CENSUS OF AGRICULTURE

Marion County – Kansas

Farms with Black or African American Operators Compared with All Farms



Data are not available at this geographic level for farms with Black or African American operators.



United States Department of Agriculture
National Agricultural Statistics Service

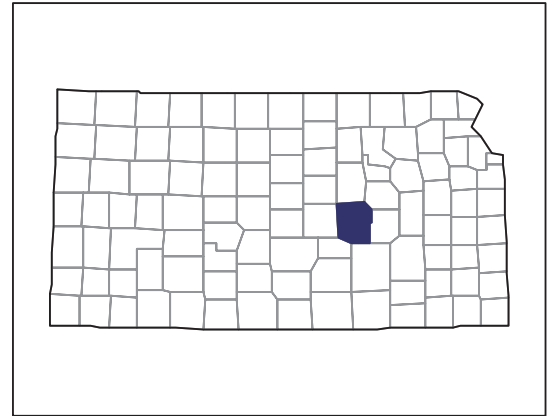
www.agcensus.usda.gov

2007 CENSUS OF AGRICULTURE

Marion County – Kansas

Farms with Native Hawaiian or Other Pacific Islander Operators Compared with All Farms

Data are not available at this geographic level for farms with Native Hawaiian or Other Pacific Islander operators.



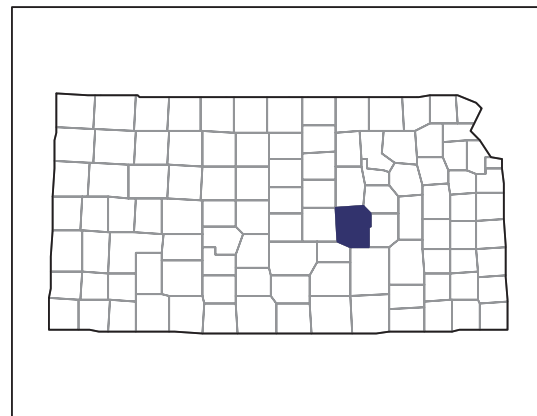
United States Department of Agriculture
National Agricultural Statistics Service

www.agcensus.usda.gov

2007 CENSUS *OF* AGRICULTURE

Marion County – Kansas

Farms with White Operators Compared with All Farms



Data are not available at this geographic level for farms with White operators.



United States Department of Agriculture
National Agricultural Statistics Service

www.agcensus.usda.gov

