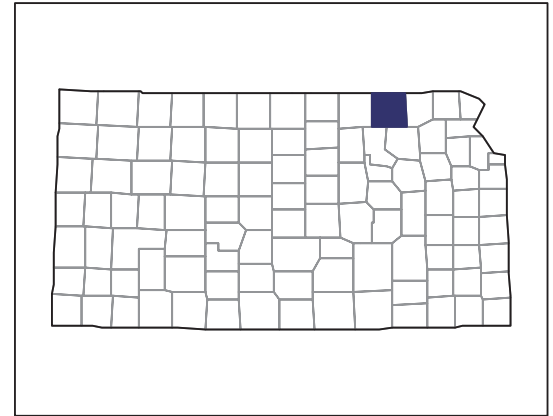


# 2007 CENSUS OF AGRICULTURE



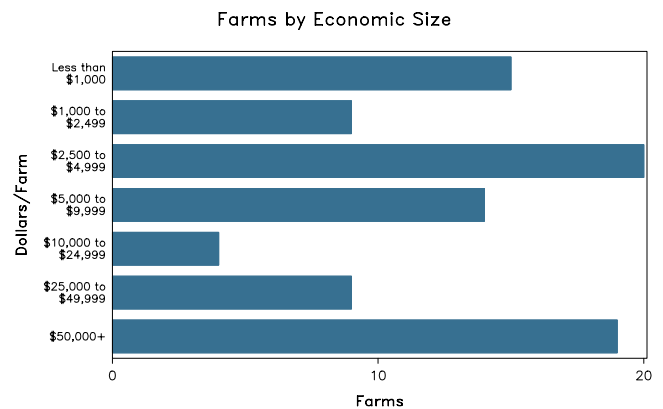
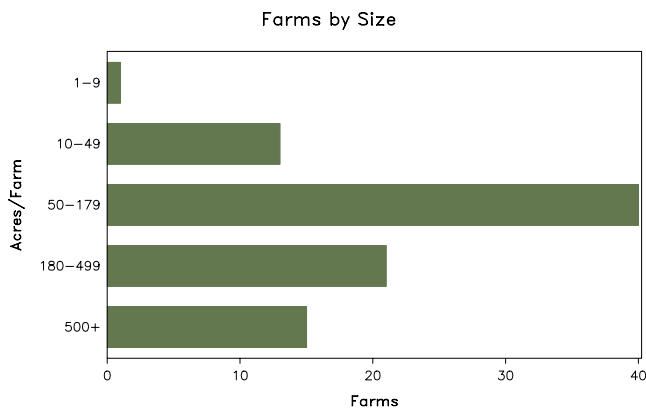
## Marshall County – Kansas

### Farms with Women Principal Operators Compared with All Farms

	Women Principal Operators	All Farms
<b>Number of Farms</b>	90	913
<b>Land in Farms</b>	24,129 acres	514,818 acres
<b>Average Size of Farm</b>	268 acres	564 acres
<b>Market Value of Products Sold</b>	\$5,141,000	\$111,011,000
Crop Sales	\$3,294,000	\$81,815,000
Livestock Sales	\$1,848,000	\$29,196,000
Average Per Farm	\$57,128	\$121,589
<b>Government Payments</b>	\$430,000	\$6,556,000
Average Per Farm Receiving Payments	\$6,235	\$8,559

See footnotes on reverse page.

### Farms with Women Principal Operators



# 2007 CENSUS OF AGRICULTURE

## Marshall County – Kansas Farms with Women Principal Operators

### Selected Highlights

Item	Farms	Quantity
<b>MARKET VALUE OF AGRICULTURAL PRODUCTS SOLD (\$1,000)</b>		
Total value of agricultural products sold	90	5,141
Value of crops including nursery and greenhouse	40	3,294
Value of livestock, poultry, and their products	30	1,848
<b>VALUE OF SALES BY COMMODITY GROUP (\$1,000)</b>		
Grains, oilseeds, dry beans, and dry peas	33	(D)
Tobacco	-	-
Cotton and cottonseed	-	-
Vegetables, melons, potatoes and sweet potatoes	-	-
Fruits, tree nuts, and berries	-	-
Nursery, greenhouse, floriculture, and sod	-	-
Cut Christmas trees and short rotation woody crops	-	-
Other crops and hay	14	(D)
Poultry and eggs	4	1
Cattle and calves	26	(D)
Milk and other dairy products from cows	-	-
Hogs and pigs	1	(D)
Sheep, goats, and their products	-	-
Horses, ponies, mules, burros, and donkeys	-	-
Aquaculture	-	-
Other animals and other animal products	-	-
<b>TOP CROP ITEMS (acres)</b>		
Soybeans for beans	30	4,663
Corn for grain	18	3,030
Wheat for grain, all	18	2,216
Forage - land used for all hay and haylage, grass silage, and greenchop	35	906
Sorghum for grain	4	397
<b>TOP LIVESTOCK INVENTORY ITEMS (number)</b>		
Cattle and calves	29	3,067
Hogs and pigs	1	(D)
Pigeons or squab	1	(D)
Horses and ponies	16	57
Layers	5	51

### Operator Characteristics

Item	Quantity
Primary occupation:	
Farming	38
Other	52
Days worked off farm:	
None	26
Any	64
Years on present farm:	
2 years or less	4
3 to 4 years	15
5 to 9 years	19
10 years or more	52
Age group:	
Under 45 years	30
45 to 64 years	25
65 years and over	35
Average age of principal operator (years)	57.9

### Economic Characteristics

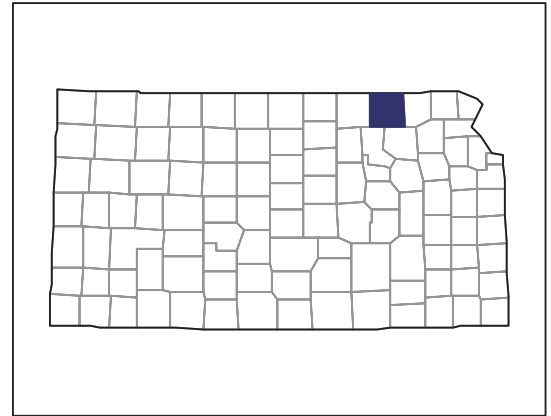
Item	Quantity
Farms by value of sales:	
Less than \$1,000	49
\$1,000 to \$2,499	-
\$2,500 to \$4,999	7
\$5,000 to \$9,999	3
\$10,000 to \$49,999	12
\$50,000 to \$99,999	7
\$100,000 to \$249,999	4
\$250,000 to \$499,999	7
\$500,000 or more	1
Total farm production expenses (\$1,000)	4,028
Average per farm (\$)	44,756
Net cash farm income of operation (\$1,000)	1,923
Average per farm (\$)	21,362
Value of agricultural products sold directly to individuals for human consumption (\$1,000)	(D)
Total organic product sales (\$1,000)	(D)
Total income from farm-related sources, gross before taxes and expenses (\$1,000)	379

See "Census of Agriculture, Volume 1, Geographic Area Series" for complete footnotes, explanations, definitions, and methodology.  
(D) Cannot be disclosed. (Z) Less than half of the unit shown.

# 2007 CENSUS OF AGRICULTURE

## Marshall County – Kansas

### Farms with Spanish, Hispanic, or Latino Operators Compared with All Farms



Data are not available at this geographic level for farms with Spanish, Hispanic, or Latino operators.



United States Department of Agriculture  
National Agricultural Statistics Service

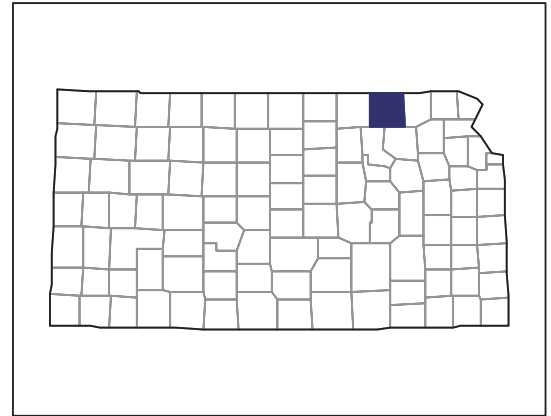
[www.agcensus.usda.gov](http://www.agcensus.usda.gov)



# 2007 CENSUS OF AGRICULTURE

## Marshall County – Kansas

### Farms with American Indian or Alaska Native Operators Compared with All Farms



Data are not available at this geographic level for farms with American Indian or Alaska Native operators.



United States Department of Agriculture  
National Agricultural Statistics Service

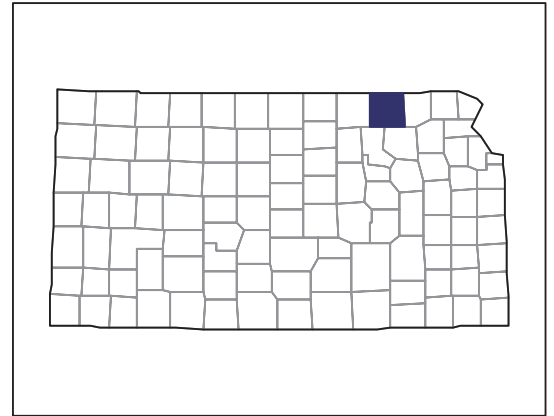
[www.agcensus.usda.gov](http://www.agcensus.usda.gov)



# 2007 CENSUS OF AGRICULTURE

## Marshall County – Kansas

### Farms with Asian Operators Compared with All Farms



Data are not available at this geographic level for farms with Asian operators.



United States Department of Agriculture  
National Agricultural Statistics Service

[www.agcensus.usda.gov](http://www.agcensus.usda.gov)

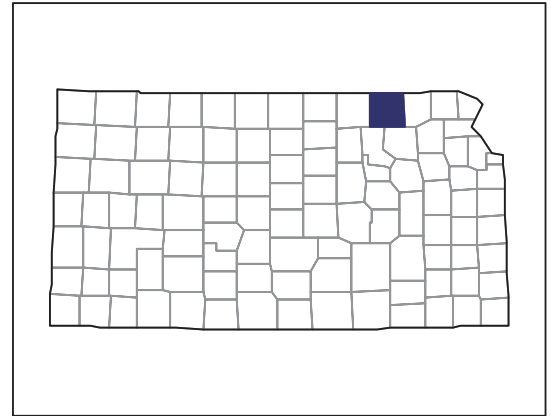




# 2007 CENSUS OF AGRICULTURE

## Marshall County – Kansas

### Farms with Black or African American Operators Compared with All Farms



Data are not available at this geographic level for farms with Black or African American operators.



United States Department of Agriculture  
National Agricultural Statistics Service

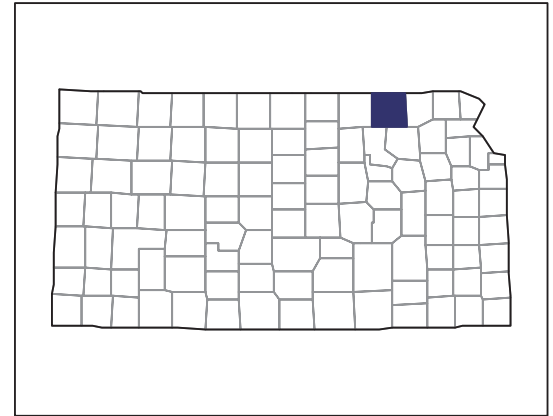
[www.agcensus.usda.gov](http://www.agcensus.usda.gov)



# 2007 CENSUS OF AGRICULTURE

## Marshall County – Kansas

### Farms with Native Hawaiian or Other Pacific Islander Operators Compared with All Farms



Data are not available at this geographic level for farms with Native Hawaiian or Other Pacific Islander operators.



United States Department of Agriculture  
National Agricultural Statistics Service

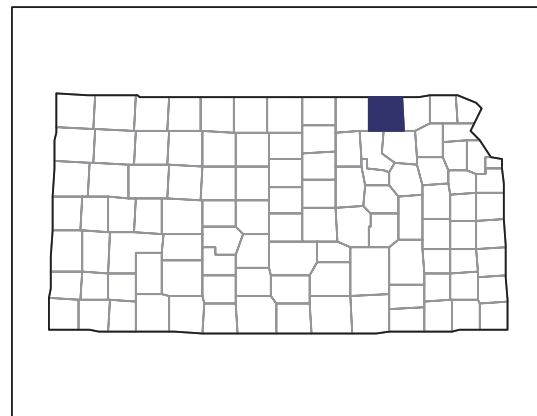
[www.agcensus.usda.gov](http://www.agcensus.usda.gov)



# 2007 CENSUS *OF* AGRICULTURE

## Marshall County – Kansas

### Farms with White Operators Compared with All Farms



Data are not available at this geographic level for farms with White operators.



United States Department of Agriculture  
National Agricultural Statistics Service

[www.agcensus.usda.gov](http://www.agcensus.usda.gov)

