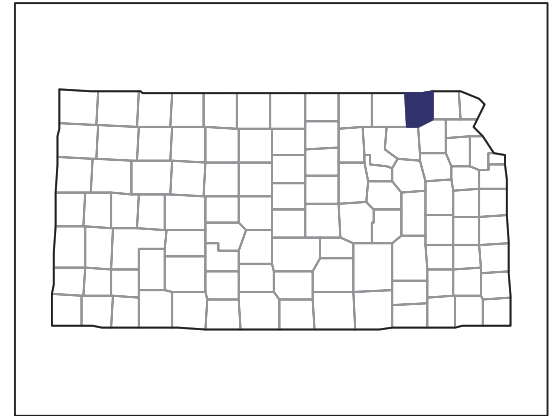


# 2007 CENSUS OF AGRICULTURE



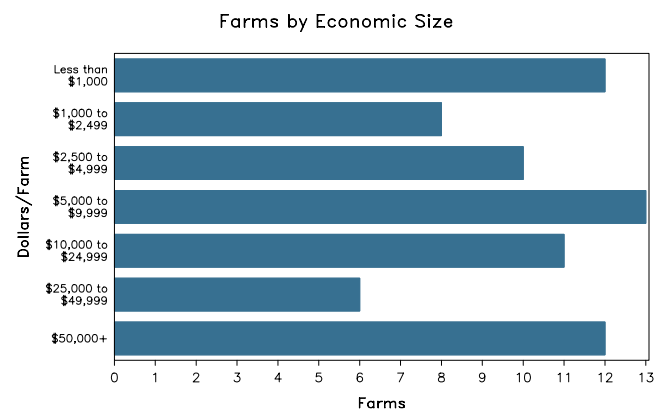
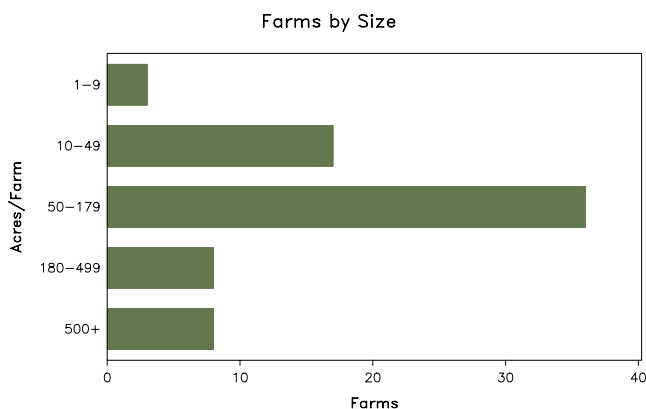
## Nemaha County – Kansas

### Farms with Women Principal Operators Compared with All Farms

	Women Principal Operators	All Farms
<b>Number of Farms</b>	72	1,054
<b>Land in Farms</b>	14,995 acres	450,508 acres
<b>Average Size of Farm</b>	208 acres	427 acres
<b>Market Value of Products Sold</b>	\$2,302,000	\$146,896,000
Crop Sales	\$2,223,000	\$67,091,000
Livestock Sales	\$80,000	\$79,805,000
Average Per Farm	\$31,979	\$139,370
<b>Government Payments</b>	\$227,000	\$5,313,000
Average Per Farm Receiving Payments	\$4,460	\$6,455

See footnotes on reverse page.

### Farms with Women Principal Operators



# 2007 CENSUS OF AGRICULTURE

## Nemaha County – Kansas Farms with Women Principal Operators

### Selected Highlights

Item	Farms	Quantity
<b>MARKET VALUE OF AGRICULTURAL PRODUCTS SOLD (\$1,000)</b>		
Total value of agricultural products sold	72	2,302
Value of crops including nursery and greenhouse	33	2,223
Value of livestock, poultry, and their products	9	80
<b>VALUE OF SALES BY COMMODITY GROUP (\$1,000)</b>		
Grains, oilseeds, dry beans, and dry peas	26	(D)
Tobacco	-	-
Cotton and cottonseed	-	-
Vegetables, melons, potatoes and sweet potatoes	-	-
Fruits, tree nuts, and berries	-	-
Nursery, greenhouse, floriculture, and sod	3	281
Cut Christmas trees and short rotation woody crops	-	-
Other crops and hay	10	(D)
Poultry and eggs	-	-
Cattle and calves	9	(D)
Milk and other dairy products from cows	-	-
Hogs and pigs	-	-
Sheep, goats, and their products	2	(D)
Horses, ponies, mules, burros, and donkeys	-	-
Aquaculture	-	-
Other animals and other animal products	-	-
<b>TOP CROP ITEMS (acres)</b>		
Soybeans for beans	16	2,571
Corn for grain	21	2,565
Wheat for grain, all	16	1,212
Forage - land used for all hay and haylage, grass silage, and greenchop	17	601
Corn for silage or greenchop	1	(D)
<b>TOP LIVESTOCK INVENTORY ITEMS (number)</b>		
Cattle and calves	14	327
Goats, all	2	(D)
Horses and ponies	7	13
Sheep and lambs	1	(D)
Llamas	2	(D)

### Operator Characteristics

Item	Quantity
Primary occupation:	
Farming	18
Other	54
Days worked off farm:	
None	26
Any	46
Years on present farm:	
2 years or less	1
3 to 4 years	6
5 to 9 years	16
10 years or more	49
Age group:	
Under 45 years	16
45 to 64 years	24
65 years and over	32
Average age of principal operator (years)	59.8

### Economic Characteristics

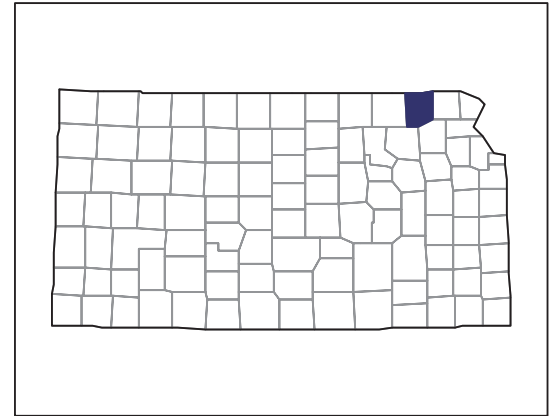
Item	Quantity
Farms by value of sales:	
Less than \$1,000	37
\$1,000 to \$2,499	4
\$2,500 to \$4,999	2
\$5,000 to \$9,999	3
\$10,000 to \$49,999	14
\$50,000 to \$99,999	6
\$100,000 to \$249,999	5
\$250,000 to \$499,999	-
\$500,000 or more	1
Total farm production expenses (\$1,000)	1,282
Average per farm (\$)	17,800
Net cash farm income of operation (\$1,000)	1,437
Average per farm (\$)	19,959
Value of agricultural products sold directly to individuals for human consumption (\$1,000)	-
Total organic product sales (\$1,000)	-
Total income from farm-related sources, gross before taxes and expenses (\$1,000)	189

See "Census of Agriculture, Volume 1, Geographic Area Series" for complete footnotes, explanations, definitions, and methodology.  
(D) Cannot be disclosed. (Z) Less than half of the unit shown.

# 2007 CENSUS OF AGRICULTURE

## Nemaha County – Kansas

### Farms with Spanish, Hispanic, or Latino Operators Compared with All Farms



Data are not available at this geographic level for farms with Spanish, Hispanic, or Latino operators.



United States Department of Agriculture  
National Agricultural Statistics Service

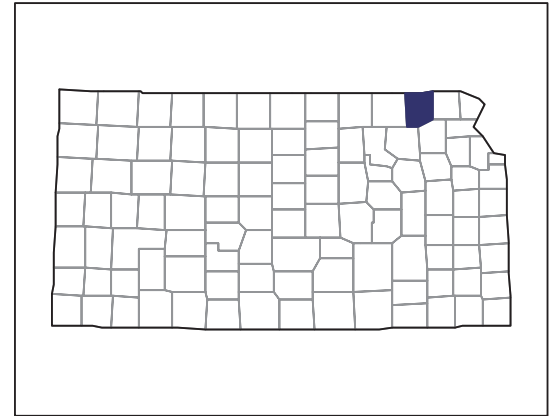
[www.agcensus.usda.gov](http://www.agcensus.usda.gov)



# 2007 CENSUS OF AGRICULTURE

## Nemaha County – Kansas

### Farms with American Indian or Alaska Native Operators Compared with All Farms



Data are not available at this geographic level for farms with American Indian or Alaska Native operators.



United States Department of Agriculture  
National Agricultural Statistics Service

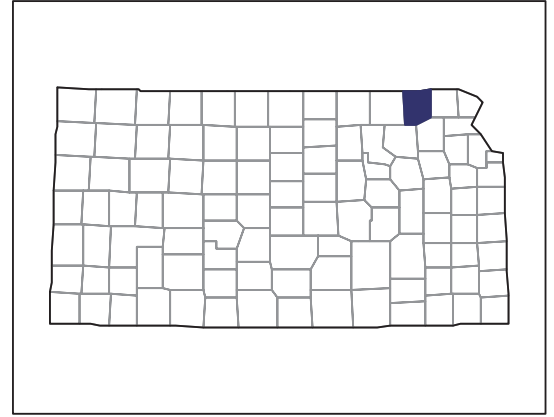
[www.agcensus.usda.gov](http://www.agcensus.usda.gov)



# 2007 CENSUS OF AGRICULTURE

## Nemaha County – Kansas

### Farms with Asian Operators Compared with All Farms



Data are not available at this geographic level for farms with Asian operators.



United States Department of Agriculture  
National Agricultural Statistics Service

[www.agcensus.usda.gov](http://www.agcensus.usda.gov)

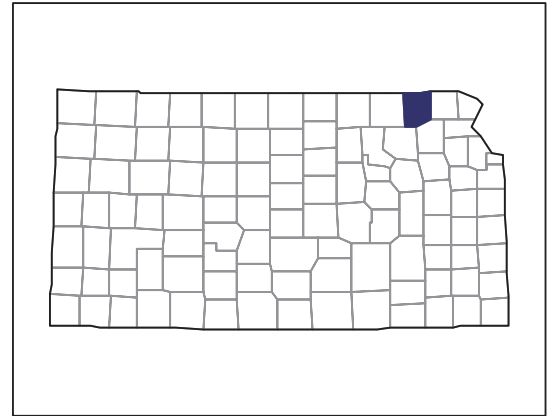




# 2007 CENSUS OF AGRICULTURE

## Nemaha County – Kansas

### Farms with Black or African American Operators Compared with All Farms



Data are not available at this geographic level for farms with Black or African American operators.



United States Department of Agriculture  
National Agricultural Statistics Service

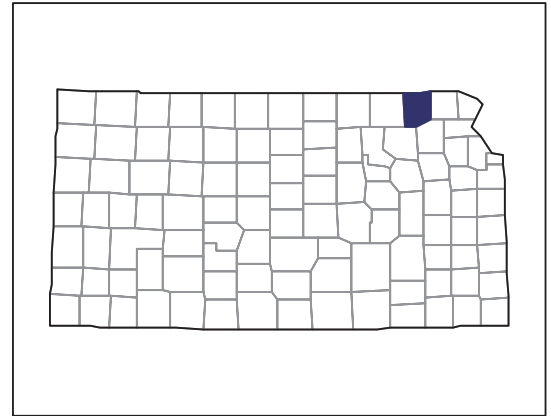
[www.agcensus.usda.gov](http://www.agcensus.usda.gov)



# 2007 CENSUS OF AGRICULTURE

## Nemaha County – Kansas

### Farms with Native Hawaiian or Other Pacific Islander Operators Compared with All Farms



Data are not available at this geographic level for farms with Native Hawaiian or Other Pacific Islander operators.



United States Department of Agriculture  
National Agricultural Statistics Service

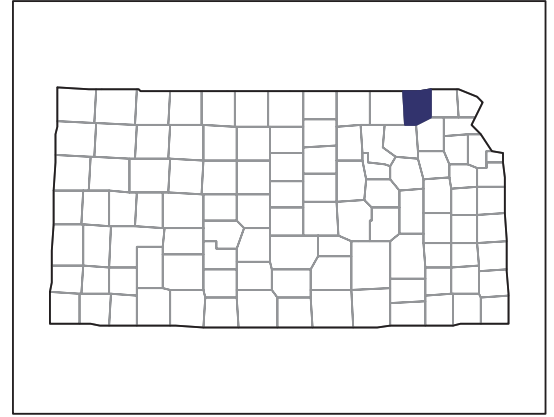
[www.agcensus.usda.gov](http://www.agcensus.usda.gov)



# 2007 CENSUS OF AGRICULTURE

## Nemaha County – Kansas

### Farms with White Operators Compared with All Farms



Data are not available at this geographic level for farms with White operators.



United States Department of Agriculture  
National Agricultural Statistics Service

[www.agcensus.usda.gov](http://www.agcensus.usda.gov)

