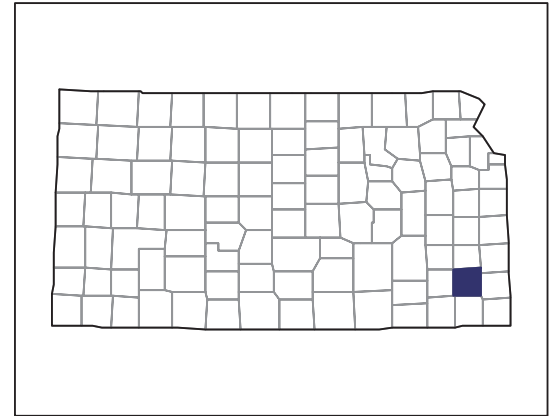


2007 CENSUS OF AGRICULTURE



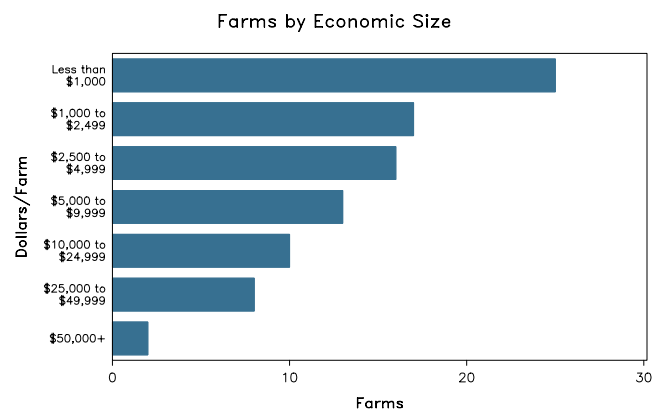
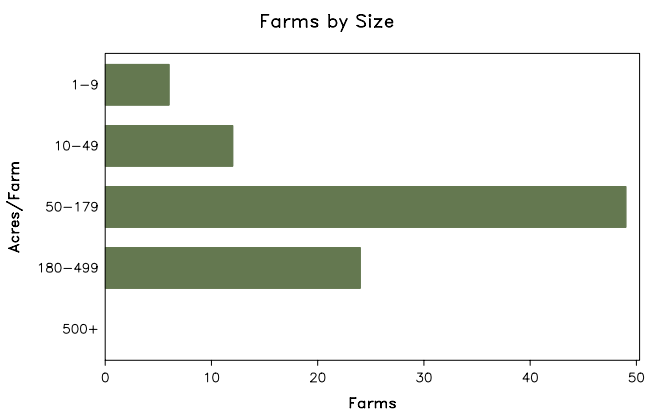
Neosho County – Kansas

Farms with Women Principal Operators Compared with All Farms

	Women Principal Operators	All Farms
Number of Farms	91	775
Land in Farms	11,010 acres	321,520 acres
Average Size of Farm	121 acres	415 acres
Market Value of Products Sold	\$617,000	\$48,227,000
Crop Sales	\$116,000	\$17,811,000
Livestock Sales	\$501,000	\$30,416,000
Average Per Farm	\$6,784	\$62,228
Government Payments	\$88,000	\$1,895,000
Average Per Farm Receiving Payments	\$1,922	\$4,396

See footnotes on reverse page.

Farms with Women Principal Operators



2007 CENSUS OF AGRICULTURE

Neosho County – Kansas Farms with Women Principal Operators

Selected Highlights

Item	Farms	Quantity
MARKET VALUE OF AGRICULTURAL PRODUCTS SOLD (\$1,000)		
Total value of agricultural products sold	91	617
Value of crops including nursery and greenhouse	23	116
Value of livestock, poultry, and their products	31	501
VALUE OF SALES BY COMMODITY GROUP (\$1,000)		
Grains, oilseeds, dry beans, and dry peas	12	(D)
Tobacco	-	-
Cotton and cottonseed	-	-
Vegetables, melons, potatoes and sweet potatoes	-	-
Fruits, tree nuts, and berries	1	(D)
Nursery, greenhouse, floriculture, and sod	-	-
Cut Christmas trees and short rotation woody crops	-	-
Other crops and hay	10	(D)
Poultry and eggs	-	-
Cattle and calves	30	426
Milk and other dairy products from cows	6	45
Hogs and pigs	3	12
Sheep, goats, and their products	7	5
Horses, ponies, mules, burros, and donkeys	3	13
Aquaculture	-	-
Other animals and other animal products	-	-
TOP CROP ITEMS (acres)		
Forage - land used for all hay and haylage, grass silage, and greenchop	27	981
Soybeans for beans	4	122
Wheat for grain, all	5	114
Sorghum for grain	2	(D)
Oats for grain	3	54
TOP LIVESTOCK INVENTORY ITEMS (number)		
Cattle and calves	35	868
Hogs and pigs	6	120
Horses and ponies	18	116
Goats, all	12	104
Ducks	5	41

Operator Characteristics

Item	Quantity
Primary occupation:	
Farming	13
Other	78
Days worked off farm:	
None	40
Any	51
Years on present farm:	
2 years or less	4
3 to 4 years	4
5 to 9 years	13
10 years or more	70
Age group:	
Under 45 years	16
45 to 64 years	30
65 years and over	45
Average age of principal operator (years)	62.3

Economic Characteristics

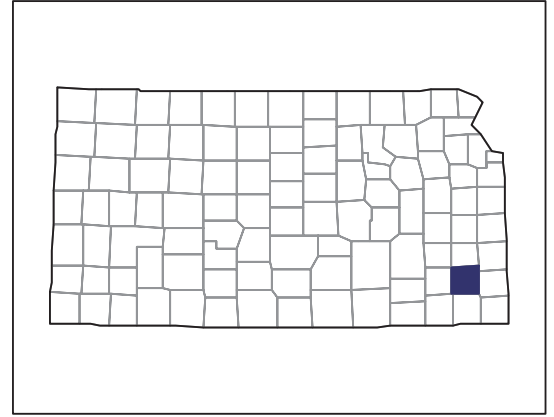
Item	Quantity
Farms by value of sales:	
Less than \$1,000	50
\$1,000 to \$2,499	6
\$2,500 to \$4,999	2
\$5,000 to \$9,999	15
\$10,000 to \$49,999	16
\$50,000 to \$99,999	2
\$100,000 to \$249,999	-
\$250,000 to \$499,999	-
\$500,000 or more	-
Total farm production expenses (\$1,000)	756
Average per farm (\$)	8,303
Net cash farm income of operation (\$1,000)	96
Average per farm (\$)	1,057
Value of agricultural products sold directly to individuals for human consumption (\$1,000)	15
Total organic product sales (\$1,000)	-
Total income from farm-related sources, gross before taxes and expenses (\$1,000)	146

See "Census of Agriculture, Volume 1, Geographic Area Series" for complete footnotes, explanations, definitions, and methodology.
(D) Cannot be disclosed. (Z) Less than half of the unit shown.

2007 CENSUS OF AGRICULTURE

Neosho County – Kansas

Farms with Spanish, Hispanic, or Latino Operators Compared with All Farms



Data are not available at this geographic level for farms with Spanish, Hispanic, or Latino operators.



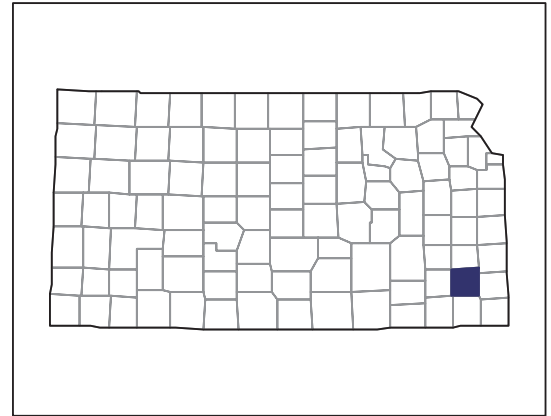
United States Department of Agriculture
National Agricultural Statistics Service

www.agcensus.usda.gov

2007 CENSUS OF AGRICULTURE

Neosho County – Kansas

Farms with American Indian or Alaska Native Operators Compared with All Farms



Data are not available at this geographic level for farms with American Indian or Alaska Native operators.



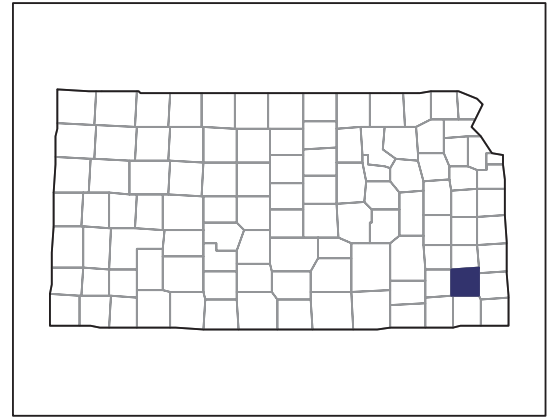
United States Department of Agriculture
National Agricultural Statistics Service

www.agcensus.usda.gov

2007 CENSUS OF AGRICULTURE

Neosho County – Kansas

Farms with Asian Operators
Compared with All Farms



Data are not available at this geographic level for farms with Asian operators.



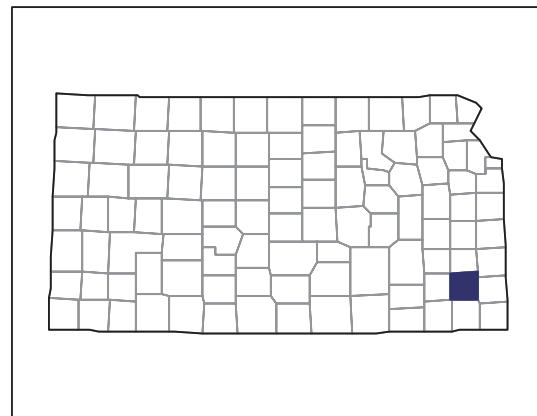
United States Department of Agriculture
National Agricultural Statistics Service

www.agcensus.usda.gov

2007 CENSUS OF AGRICULTURE

Neosho County – Kansas

Farms with Black or African American Operators Compared with All Farms



Data are not available at this geographic level for farms with Black or African American operators.



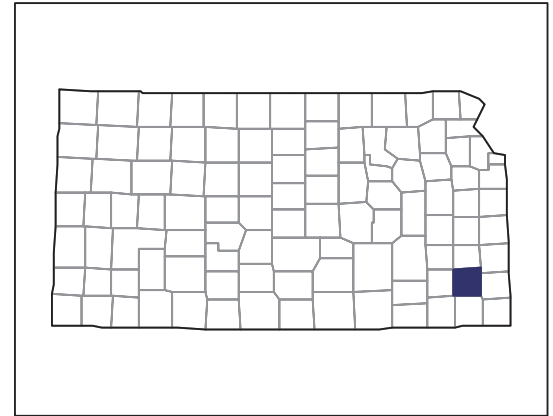
United States Department of Agriculture
National Agricultural Statistics Service

www.agcensus.usda.gov

2007 CENSUS OF AGRICULTURE

Neosho County – Kansas

Farms with Native Hawaiian or Other Pacific Islander Operators Compared with All Farms



Data are not available at this geographic level for farms with Native Hawaiian or Other Pacific Islander operators.



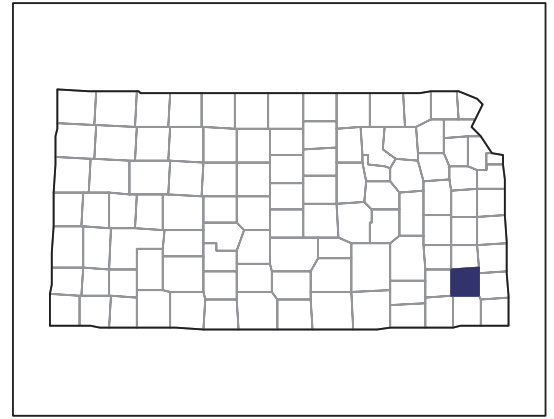
United States Department of Agriculture
National Agricultural Statistics Service

www.agcensus.usda.gov

2007 CENSUS OF AGRICULTURE

Neosho County – Kansas

Farms with White Operators Compared with All Farms



Data are not available at this geographic level for farms with White operators.



United States Department of Agriculture
National Agricultural Statistics Service

www.agcensus.usda.gov

