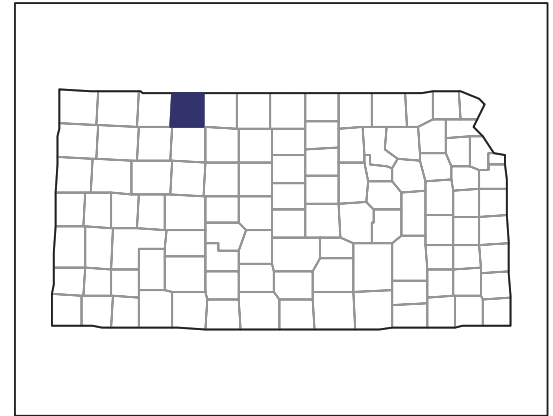


2007 CENSUS OF AGRICULTURE



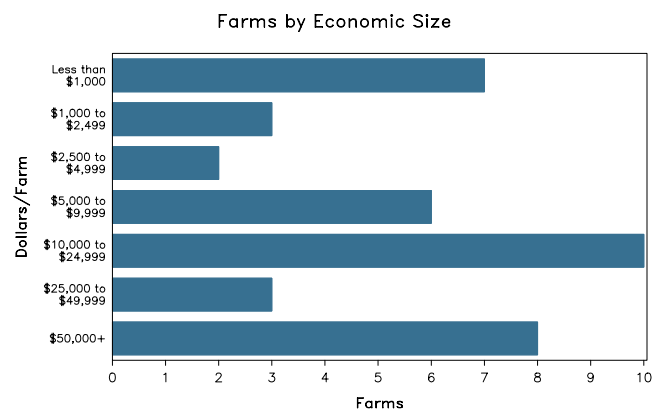
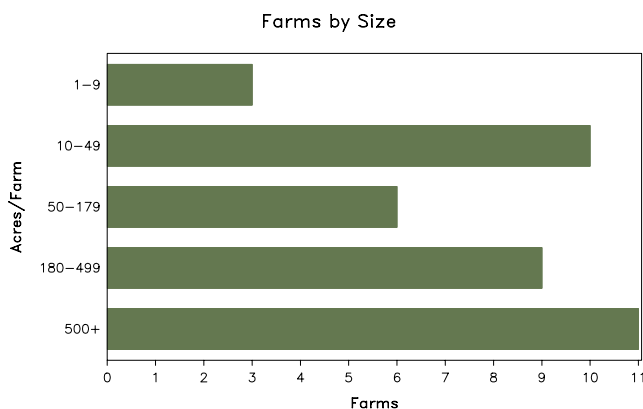
Norton County – Kansas

Farms with Women Principal Operators Compared with All Farms

	Women Principal Operators	All Farms
Number of Farms	39	388
Land in Farms	18,866 acres	531,248 acres
Average Size of Farm	484 acres	1,369 acres
Market Value of Products Sold	\$1,212,000	\$105,455,000
Crop Sales	\$870,000	\$42,614,000
Livestock Sales	\$343,000	\$62,841,000
Average Per Farm	\$31,084	\$271,792
Government Payments	\$347,000	\$4,287,000
Average Per Farm Receiving Payments	\$12,852	\$13,654

See footnotes on reverse page.

Farms with Women Principal Operators



2007 CENSUS OF AGRICULTURE

Norton County – Kansas Farms with Women Principal Operators

Selected Highlights

Item	Farms	Quantity
MARKET VALUE OF AGRICULTURAL PRODUCTS SOLD (\$1,000)		
Total value of agricultural products sold	39	1,212
Value of crops including nursery and greenhouse	10	870
Value of livestock, poultry, and their products	19	343
VALUE OF SALES BY COMMODITY GROUP (\$1,000)		
Grains, oilseeds, dry beans, and dry peas	8	(D)
Tobacco	-	-
Cotton and cottonseed	-	-
Vegetables, melons, potatoes and sweet potatoes	-	-
Fruits, tree nuts, and berries	-	-
Nursery, greenhouse, floriculture, and sod	2	(D)
Cut Christmas trees and short rotation woody crops	-	-
Other crops and hay	-	-
Poultry and eggs	4	(D)
Cattle and calves	11	(D)
Milk and other dairy products from cows	-	-
Hogs and pigs	-	-
Sheep, goats, and their products	4	56
Horses, ponies, mules, burros, and donkeys	-	-
Aquaculture	-	-
Other animals and other animal products	-	-
TOP CROP ITEMS (acres)		
Wheat for grain, all	8	2,205
Corn for grain	7	1,956
Sorghum for grain	5	523
Forage - land used for all hay and haylage, grass silage, and greenchop	5	495
Soybeans for beans	1	(D)
TOP LIVESTOCK INVENTORY ITEMS (number)		
Cattle and calves	10	666
Sheep and lambs	2	(D)
Goats, all	2	(D)
Horses and ponies	8	73
Layers	4	48

Operator Characteristics

Item	Quantity
Primary occupation:	
Farming	10
Other	29
Days worked off farm:	
None	17
Any	22
Years on present farm:	
2 years or less	-
3 to 4 years	2
5 to 9 years	5
10 years or more	32
Age group:	
Under 45 years	5
45 to 64 years	12
65 years and over	22
Average age of principal operator (years)	65.5

Economic Characteristics

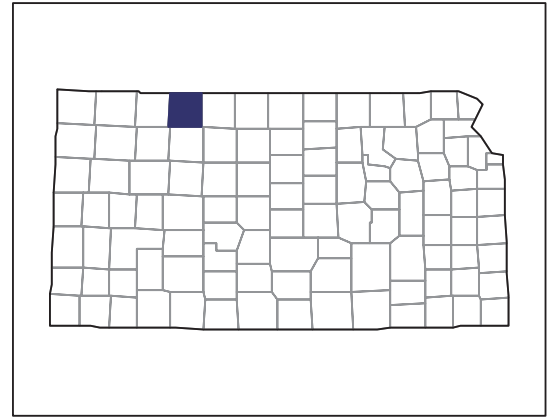
Item	Quantity
Farms by value of sales:	
Less than \$1,000	20
\$1,000 to \$2,499	-
\$2,500 to \$4,999	1
\$5,000 to \$9,999	-
\$10,000 to \$49,999	11
\$50,000 to \$99,999	6
\$100,000 to \$249,999	-
\$250,000 to \$499,999	-
\$500,000 or more	1
Total farm production expenses (\$1,000)	1,417
Average per farm (\$)	36,329
Net cash farm income of operation (\$1,000)	911
Average per farm (\$)	23,365
Value of agricultural products sold directly to individuals for human consumption (\$1,000)	26
Total organic product sales (\$1,000)	-
Total income from farm-related sources, gross before taxes and expenses (\$1,000)	769

See "Census of Agriculture, Volume 1, Geographic Area Series" for complete footnotes, explanations, definitions, and methodology.
(D) Cannot be disclosed. (Z) Less than half of the unit shown.

2007 CENSUS OF AGRICULTURE

Norton County – Kansas

Farms with Spanish, Hispanic, or Latino Operators Compared with All Farms



Data are not available at this geographic level for farms with Spanish, Hispanic, or Latino operators.



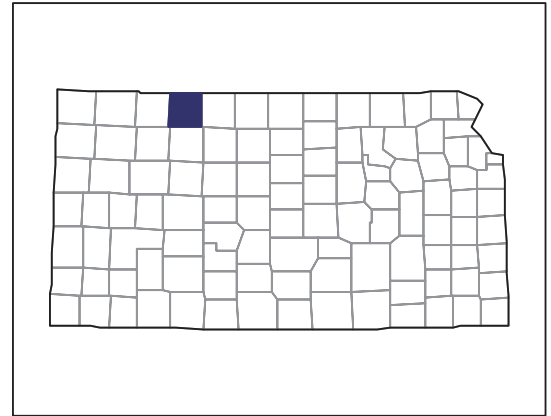
United States Department of Agriculture
National Agricultural Statistics Service

www.agcensus.usda.gov

2007 CENSUS OF AGRICULTURE

Norton County – Kansas

Farms with American Indian or Alaska Native Operators Compared with All Farms



Data are not available at this geographic level for farms with American Indian or Alaska Native operators.



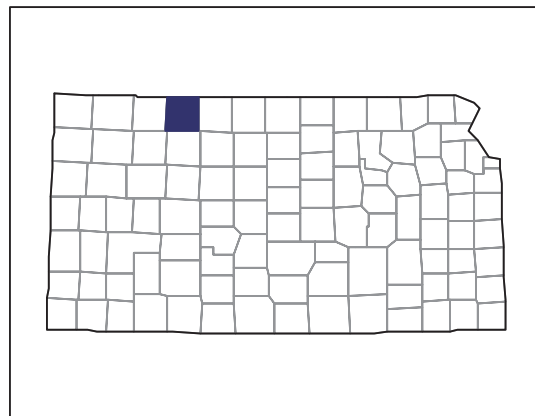
United States Department of Agriculture
National Agricultural Statistics Service

www.agcensus.usda.gov

2007 CENSUS OF AGRICULTURE

Norton County – Kansas

**Farms with Asian Operators
Compared with All Farms**



Data are not available at this geographic level for farms with Asian operators.



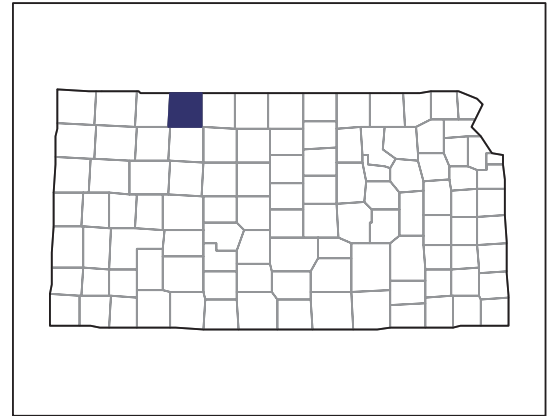
United States Department of Agriculture
National Agricultural Statistics Service

www.agcensus.usda.gov

2007 CENSUS OF AGRICULTURE

Norton County – Kansas

Farms with Black or African American Operators Compared with All Farms



Data are not available at this geographic level for farms with Black or African American operators.



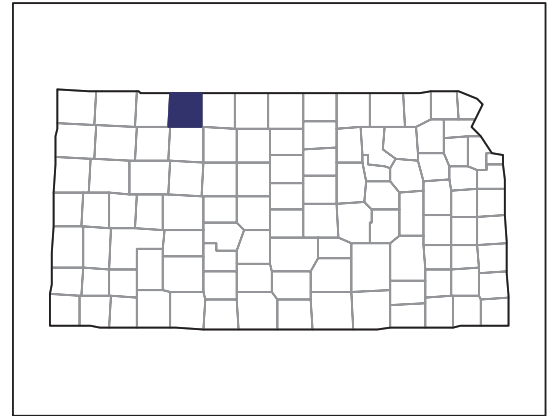
United States Department of Agriculture
National Agricultural Statistics Service

www.agcensus.usda.gov

2007 CENSUS OF AGRICULTURE

Norton County – Kansas

Farms with Native Hawaiian or Other Pacific Islander Operators Compared with All Farms



Data are not available at this geographic level for farms with Native Hawaiian or Other Pacific Islander operators.



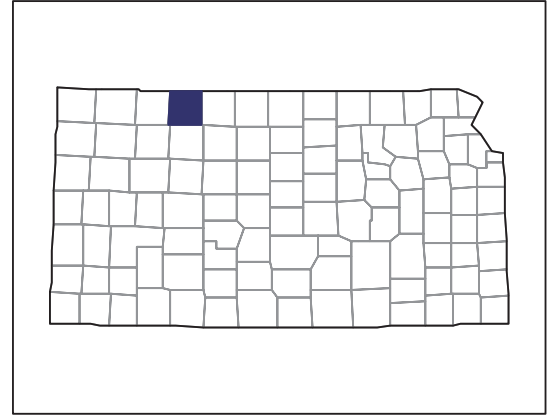
United States Department of Agriculture
National Agricultural Statistics Service

www.agcensus.usda.gov

2007 CENSUS OF AGRICULTURE

Norton County – Kansas

Farms with White Operators Compared with All Farms



Data are not available at this geographic level for farms with White operators.



United States Department of Agriculture
National Agricultural Statistics Service

www.agcensus.usda.gov

