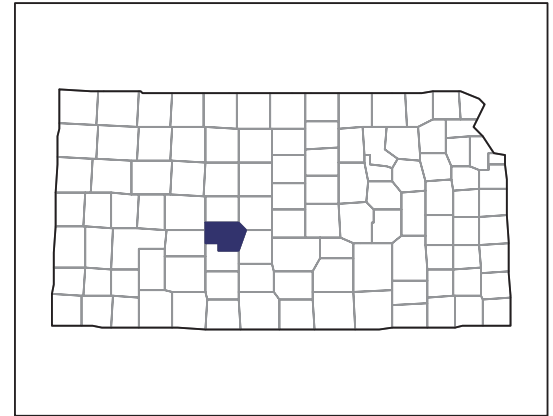


2007 CENSUS OF AGRICULTURE



Pawnee County – Kansas

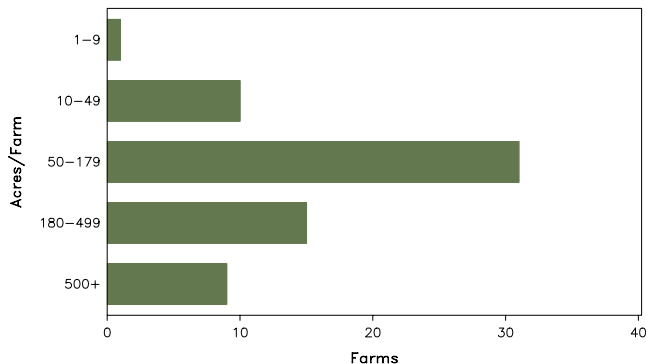
Farms with Women Principal Operators Compared with All Farms

	Women Principal Operators	All Farms
Number of Farms	66	438
Land in Farms	24,225 acres	487,373 acres
Average Size of Farm	367 acres	1,113 acres
Market Value of Products Sold	\$2,094,000	\$320,071,000
Crop Sales	\$1,779,000	\$67,357,000
Livestock Sales	\$315,000	\$252,714,000
Average Per Farm	\$31,726	\$730,756
Government Payments	\$405,000	\$4,993,000
Average Per Farm Receiving Payments	\$7,360	\$13,386

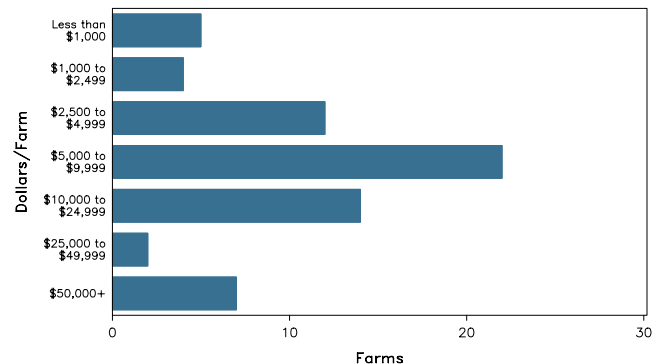
See footnotes on reverse page.

Farms with Women Principal Operators

Farms by Size



Farms by Economic Size



2007 CENSUS OF AGRICULTURE

Pawnee County – Kansas Farms with Women Principal Operators

Selected Highlights

Item	Farms	Quantity
MARKET VALUE OF AGRICULTURAL PRODUCTS SOLD (\$1,000)		
Total value of agricultural products sold	66	2,094
Value of crops including nursery and greenhouse	20	1,779
Value of livestock, poultry, and their products	12	315
VALUE OF SALES BY COMMODITY GROUP (\$1,000)		
Grains, oilseeds, dry beans, and dry peas	18	(D)
Tobacco	-	-
Cotton and cottonseed	-	-
Vegetables, melons, potatoes and sweet potatoes	-	-
Fruits, tree nuts, and berries	-	-
Nursery, greenhouse, floriculture, and sod	-	-
Cut Christmas trees and short rotation woody crops	-	-
Other crops and hay	6	(D)
Poultry and eggs	1	(D)
Cattle and calves	7	(D)
Milk and other dairy products from cows	-	-
Hogs and pigs	-	-
Sheep, goats, and their products	5	(D)
Horses, ponies, mules, burros, and donkeys	-	-
Aquaculture	-	-
Other animals and other animal products	1	(D)
TOP CROP ITEMS (acres)		
Wheat for grain, all	17	5,111
Sorghum for grain	7	662
Corn for grain	3	632
Forage - land used for all hay and haylage, grass silage, and greenchop	7	620
Corn for silage or greenchop	2	(D)
TOP LIVESTOCK INVENTORY ITEMS (number)		
Cattle and calves	7	787
Broilers and other meat-type chickens	1	(D)
Sheep and lambs	5	38
Goats, all	3	(D)
Layers	4	15

Operator Characteristics

Item	Quantity
Primary occupation:	
Farming	13
Other	53
Days worked off farm:	
None	27
Any	39
Years on present farm:	
2 years or less	2
3 to 4 years	9
5 to 9 years	13
10 years or more	42
Age group:	
Under 45 years	13
45 to 64 years	26
65 years and over	27
Average age of principal operator (years)	60.1

Economic Characteristics

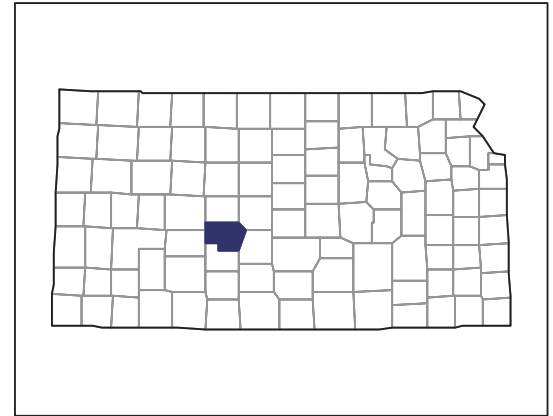
Item	Quantity
Farms by value of sales:	
Less than \$1,000	41
\$1,000 to \$2,499	2
\$2,500 to \$4,999	-
\$5,000 to \$9,999	6
\$10,000 to \$49,999	12
\$50,000 to \$99,999	2
\$100,000 to \$249,999	-
\$250,000 to \$499,999	2
\$500,000 or more	1
Total farm production expenses (\$1,000)	1,950
Average per farm (\$)	29,552
Net cash farm income of operation (\$1,000)	792
Average per farm (\$)	12,003
Value of agricultural products sold directly to individuals for human consumption (\$1,000)	-
Total organic product sales (\$1,000)	-
Total income from farm-related sources, gross before taxes and expenses (\$1,000)	244

See "Census of Agriculture, Volume 1, Geographic Area Series" for complete footnotes, explanations, definitions, and methodology.
(D) Cannot be disclosed. (Z) Less than half of the unit shown.

2007 CENSUS OF AGRICULTURE

Pawnee County – Kansas

Farms with Spanish, Hispanic, or Latino Operators Compared with All Farms



Data are not available at this geographic level for farms with Spanish, Hispanic, or Latino operators.



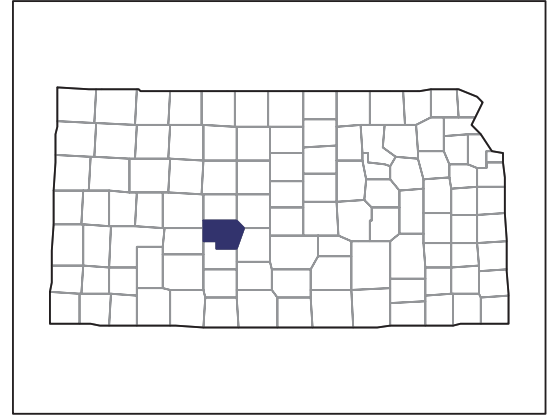
United States Department of Agriculture
National Agricultural Statistics Service

www.agcensus.usda.gov

2007 CENSUS OF AGRICULTURE

Pawnee County – Kansas

Farms with American Indian or Alaska Native Operators Compared with All Farms



Data are not available at this geographic level for farms with American Indian or Alaska Native operators.



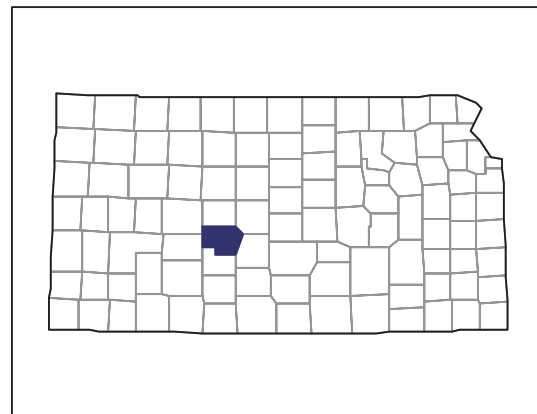
United States Department of Agriculture
National Agricultural Statistics Service

www.agcensus.usda.gov

2007 CENSUS *OF* AGRICULTURE

Pawnee County – Kansas

**Farms with Asian Operators
Compared with All Farms**



Data are not available at this geographic level for farms with Asian operators.



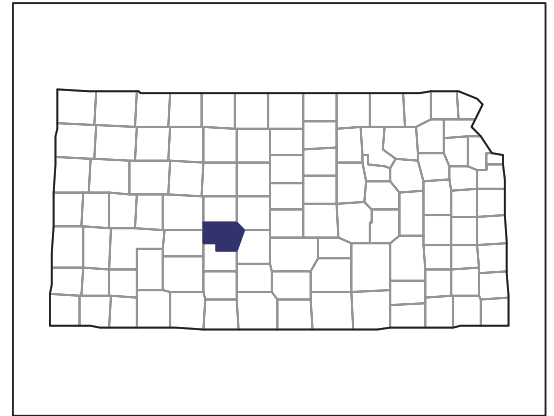
United States Department of Agriculture
National Agricultural Statistics Service

www.agcensus.usda.gov

2007 CENSUS OF AGRICULTURE

Pawnee County – Kansas

Farms with Black or African American Operators Compared with All Farms



Data are not available at this geographic level for farms with Black or African American operators.



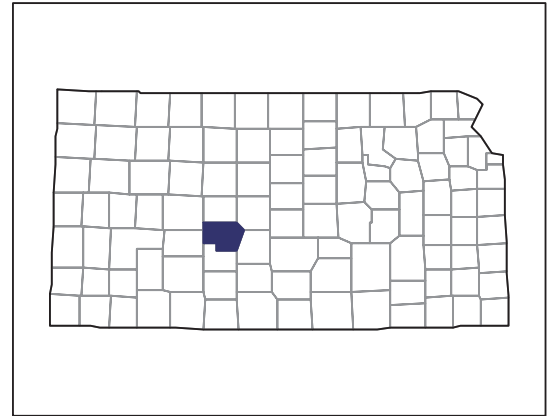
United States Department of Agriculture
National Agricultural Statistics Service

www.agcensus.usda.gov

2007 CENSUS *OF* AGRICULTURE

Pawnee County – Kansas

Farms with Native Hawaiian or Other Pacific Islander Operators Compared with All Farms



Data are not available at this geographic level for farms with Native Hawaiian or Other Pacific Islander operators.



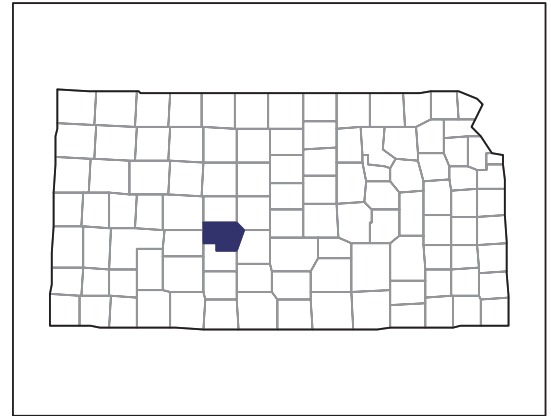
United States Department of Agriculture
National Agricultural Statistics Service

www.agcensus.usda.gov

2007 CENSUS OF AGRICULTURE

Pawnee County – Kansas

Farms with White Operators Compared with All Farms



Data are not available at this geographic level for farms with White operators.



United States Department of Agriculture
National Agricultural Statistics Service

www.agcensus.usda.gov

