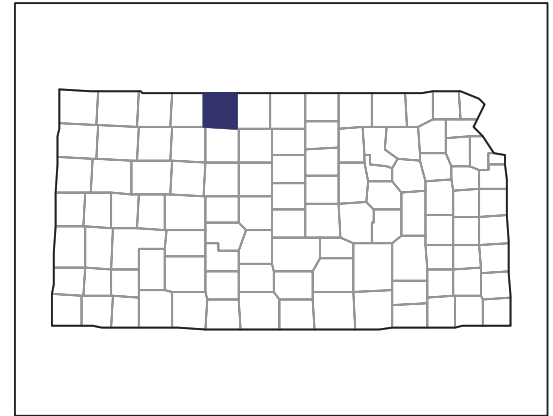


# 2007 CENSUS OF AGRICULTURE



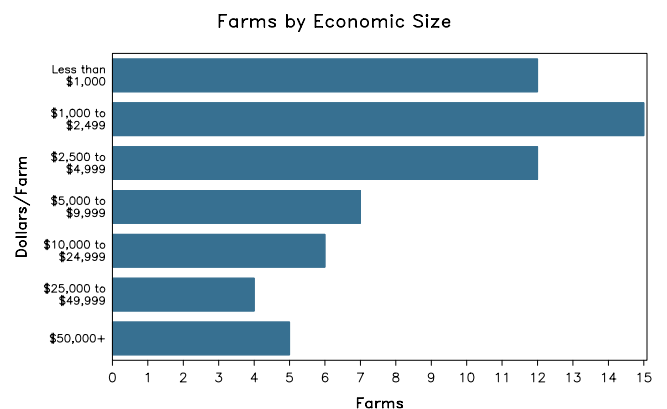
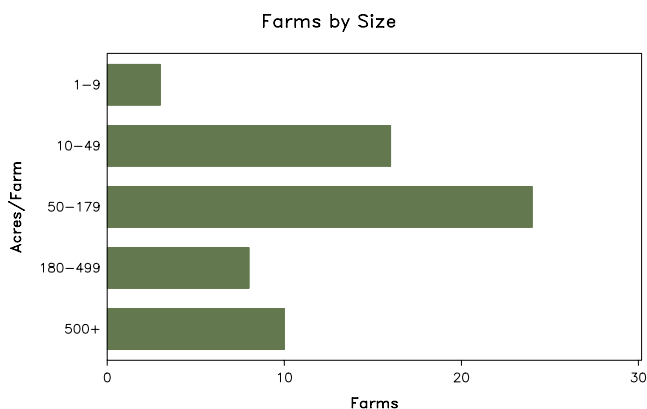
## Phillips County – Kansas

### Farms with Women Principal Operators Compared with All Farms

	Women Principal Operators	All Farms
<b>Number of Farms</b>	61	507
<b>Land in Farms</b>	33,212 acres	494,990 acres
<b>Average Size of Farm</b>	544 acres	976 acres
<b>Market Value of Products Sold</b>	\$2,529,000	\$75,772,000
Crop Sales	\$1,590,000	\$41,104,000
Livestock Sales	\$939,000	\$34,669,000
Average Per Farm	\$41,466	\$149,453
<b>Government Payments</b>	\$215,000	\$2,952,000
Average Per Farm Receiving Payments	\$4,770	\$7,749

See footnotes on reverse page.

### Farms with Women Principal Operators



# 2007 CENSUS OF AGRICULTURE

## Phillips County – Kansas Farms with Women Principal Operators

### Selected Highlights

Item	Farms	Quantity
<b>MARKET VALUE OF AGRICULTURAL PRODUCTS SOLD (\$1,000)</b>		
Total value of agricultural products sold	61	2,529
Value of crops including nursery and greenhouse	17	1,590
Value of livestock, poultry, and their products	21	939
<b>VALUE OF SALES BY COMMODITY GROUP (\$1,000)</b>		
Grains, oilseeds, dry beans, and dry peas	13	(D)
Tobacco	-	-
Cotton and cottonseed	-	-
Vegetables, melons, potatoes and sweet potatoes	-	-
Fruits, tree nuts, and berries	-	-
Nursery, greenhouse, floriculture, and sod	1	(D)
Cut Christmas trees and short rotation woody crops	-	-
Other crops and hay	4	(D)
Poultry and eggs	2	(D)
Cattle and calves	16	925
Milk and other dairy products from cows	-	-
Hogs and pigs	-	-
Sheep, goats, and their products	4	(D)
Horses, ponies, mules, burros, and donkeys	4	9
Aquaculture	-	-
Other animals and other animal products	-	-
<b>TOP CROP ITEMS (acres)</b>		
Wheat for grain, all	11	3,125
Sorghum for grain	5	1,545
Corn for grain	4	601
Forage - land used for all hay and haylage, grass silage, and greenchop	6	457
Soybeans for beans	2	(D)
<b>TOP LIVESTOCK INVENTORY ITEMS (number)</b>		
Cattle and calves	17	1,861
Horses and ponies	13	106
Sheep and lambs	2	(D)
Goats, all	3	18
Layers	1	(D)

### Operator Characteristics

Item	Quantity
Primary occupation:	
Farming	21
Other	40
Days worked off farm:	
None	29
Any	32
Years on present farm:	
2 years or less	1
3 to 4 years	4
5 to 9 years	17
10 years or more	39
Age group:	
Under 45 years	14
45 to 64 years	24
65 years and over	23
Average age of principal operator (years)	57.3

### Economic Characteristics

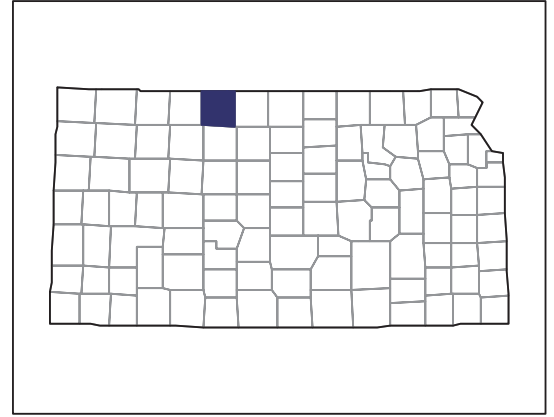
Item	Quantity
Farms by value of sales:	
Less than \$1,000	35
\$1,000 to \$2,499	4
\$2,500 to \$4,999	2
\$5,000 to \$9,999	8
\$10,000 to \$49,999	7
\$50,000 to \$99,999	2
\$100,000 to \$249,999	1
\$250,000 to \$499,999	-
\$500,000 or more	2
Total farm production expenses (\$1,000)	1,589
Average per farm (\$)	26,042
Net cash farm income of operation (\$1,000)	1,709
Average per farm (\$)	28,014
Value of agricultural products sold directly to individuals for human consumption (\$1,000)	-
Total organic product sales (\$1,000)	-
Total income from farm-related sources, gross before taxes and expenses (\$1,000)	553

See "Census of Agriculture, Volume 1, Geographic Area Series" for complete footnotes, explanations, definitions, and methodology.  
(D) Cannot be disclosed. (Z) Less than half of the unit shown.

# 2007 CENSUS OF AGRICULTURE

## Phillips County – Kansas

### Farms with Spanish, Hispanic, or Latino Operators Compared with All Farms



Data are not available at this geographic level for farms with Spanish, Hispanic, or Latino operators.



United States Department of Agriculture  
National Agricultural Statistics Service

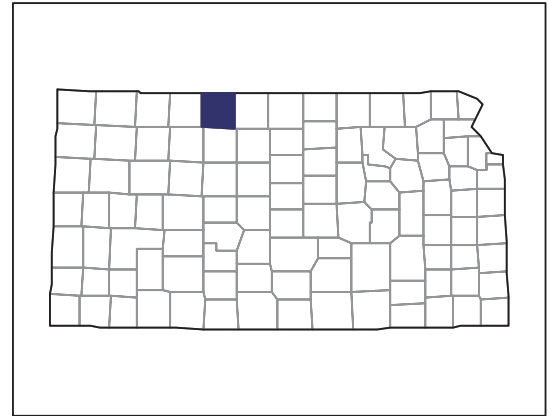
[www.agcensus.usda.gov](http://www.agcensus.usda.gov)



# 2007 CENSUS OF AGRICULTURE

## Phillips County – Kansas

### Farms with American Indian or Alaska Native Operators Compared with All Farms



Data are not available at this geographic level for farms with American Indian or Alaska Native operators.



United States Department of Agriculture  
National Agricultural Statistics Service

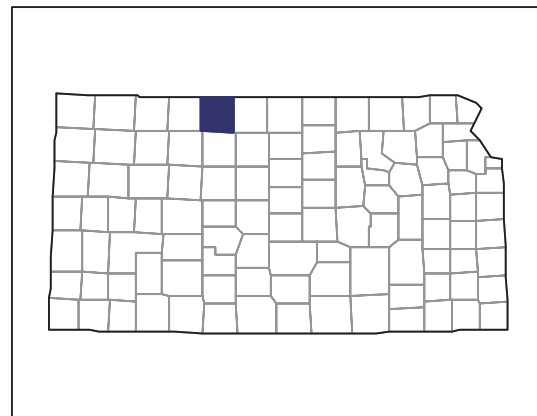
[www.agcensus.usda.gov](http://www.agcensus.usda.gov)



# 2007 CENSUS OF AGRICULTURE

## Phillips County – Kansas

### Farms with Asian Operators Compared with All Farms



Data are not available at this geographic level for farms with Asian operators.



United States Department of Agriculture  
National Agricultural Statistics Service

[www.agcensus.usda.gov](http://www.agcensus.usda.gov)

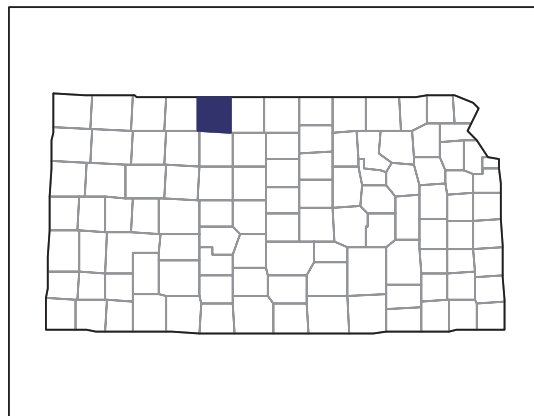




# 2007 CENSUS OF AGRICULTURE

## Phillips County – Kansas

### Farms with Black or African American Operators Compared with All Farms



Data are not available at this geographic level for farms with Black or African American operators.



United States Department of Agriculture  
National Agricultural Statistics Service

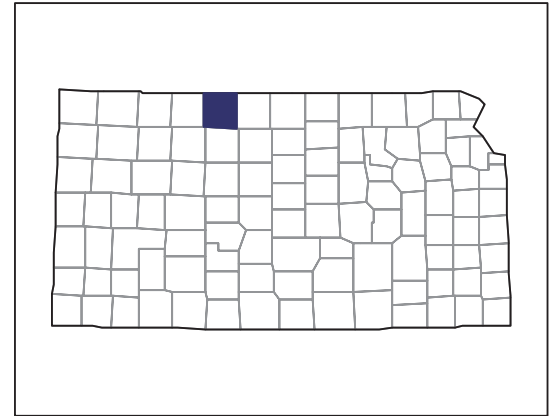
[www.agcensus.usda.gov](http://www.agcensus.usda.gov)



# 2007 CENSUS OF AGRICULTURE

## Phillips County – Kansas

### Farms with Native Hawaiian or Other Pacific Islander Operators Compared with All Farms



Data are not available at this geographic level for farms with Native Hawaiian or Other Pacific Islander operators.



United States Department of Agriculture  
National Agricultural Statistics Service

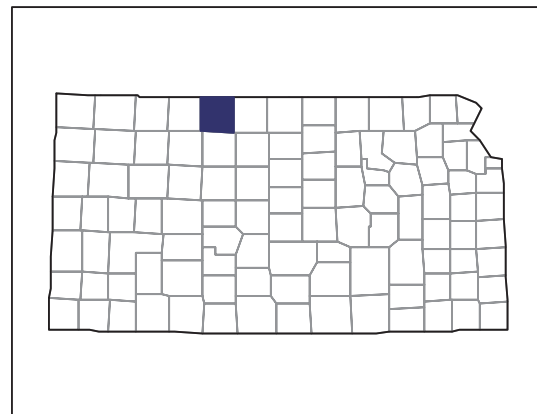
[www.agcensus.usda.gov](http://www.agcensus.usda.gov)



# 2007 CENSUS OF AGRICULTURE

## Phillips County – Kansas

### Farms with White Operators Compared with All Farms



Data are not available at this geographic level for farms with White operators.



United States Department of Agriculture  
National Agricultural Statistics Service

[www.agcensus.usda.gov](http://www.agcensus.usda.gov)

