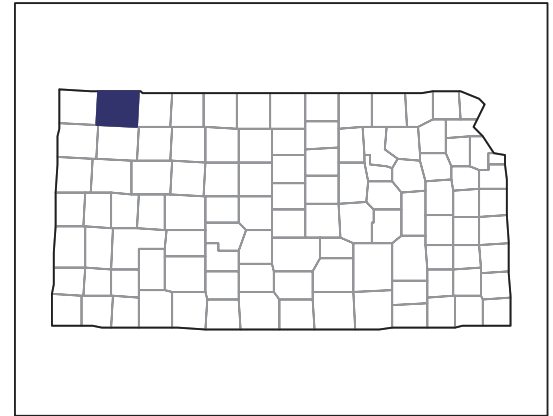


2007 CENSUS OF AGRICULTURE



Rawlins County – Kansas

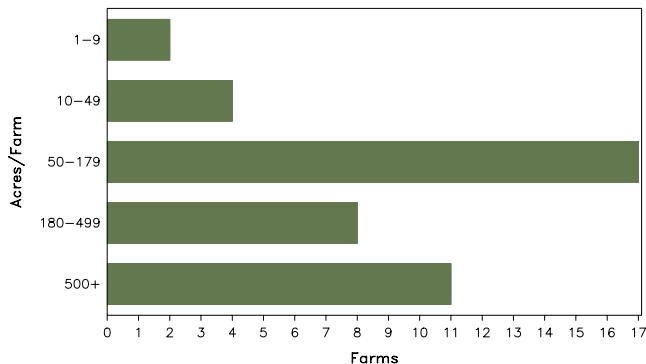
Farms with Women Principal Operators Compared with All Farms

	Women Principal Operators	All Farms
Number of Farms	42	339
Land in Farms	26,585 acres	590,628 acres
Average Size of Farm	633 acres	1,742 acres
Market Value of Products Sold	\$2,775,000	\$76,760,000
Crop Sales	\$2,269,000	\$59,406,000
Livestock Sales	\$507,000	\$17,354,000
Average Per Farm	\$66,080	\$226,430
Government Payments	\$164,000	\$3,403,000
Average Per Farm Receiving Payments	\$4,811	\$11,575

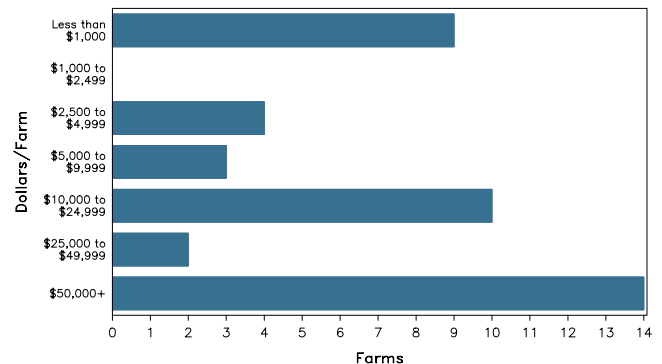
See footnotes on reverse page.

Farms with Women Principal Operators

Farms by Size



Farms by Economic Size



2007 CENSUS OF AGRICULTURE

Rawlins County – Kansas Farms with Women Principal Operators

Selected Highlights

Item	Farms	Quantity
MARKET VALUE OF AGRICULTURAL PRODUCTS SOLD (\$1,000)		
Total value of agricultural products sold	42	2,775
Value of crops including nursery and greenhouse	27	2,269
Value of livestock, poultry, and their products	11	507
VALUE OF SALES BY COMMODITY GROUP (\$1,000)		
Grains, oilseeds, dry beans, and dry peas	26	2,240
Tobacco	-	-
Cotton and cottonseed	-	-
Vegetables, melons, potatoes and sweet potatoes	-	-
Fruits, tree nuts, and berries	-	-
Nursery, greenhouse, floriculture, and sod	-	-
Cut Christmas trees and short rotation woody crops	-	-
Other crops and hay	6	29
Poultry and eggs	2	(D)
Cattle and calves	9	(D)
Milk and other dairy products from cows	-	-
Hogs and pigs	-	-
Sheep, goats, and their products	-	-
Horses, ponies, mules, burros, and donkeys	-	-
Aquaculture	-	-
Other animals and other animal products	-	-
TOP CROP ITEMS (acres)		
Wheat for grain, all	20	6,875
Sorghum for grain	10	1,237
Corn for grain	4	(D)
Soybeans for beans	3	424
Forage - land used for all hay and haylage, grass silage, and greenchop	9	360
TOP LIVESTOCK INVENTORY ITEMS (number)		
Cattle and calves	9	1,128
Horses and ponies	1	(D)

Operator Characteristics

Item	Quantity
Primary occupation:	
Farming	8
Other	34
Days worked off farm:	
None	21
Any	21
Years on present farm:	
2 years or less	3
3 to 4 years	-
5 to 9 years	5
10 years or more	34
Age group:	
Under 45 years	7
45 to 64 years	14
65 years and over	21
Average age of principal operator (years)	62.1

Economic Characteristics

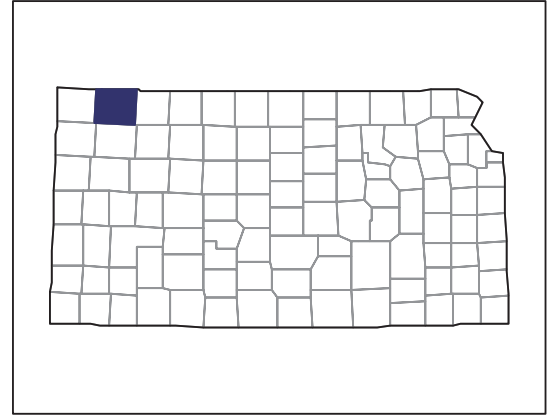
Item	Quantity
Farms by value of sales:	
Less than \$1,000	13
\$1,000 to \$2,499	-
\$2,500 to \$4,999	2
\$5,000 to \$9,999	4
\$10,000 to \$49,999	9
\$50,000 to \$99,999	7
\$100,000 to \$249,999	3
\$250,000 to \$499,999	3
\$500,000 or more	1
Total farm production expenses (\$1,000)	1,896
Average per farm (\$)	45,150
Net cash farm income of operation (\$1,000)	1,229
Average per farm (\$)	29,263
Value of agricultural products sold directly to individuals for human consumption (\$1,000)	-
Total organic product sales (\$1,000)	-
Total income from farm-related sources, gross before taxes and expenses (\$1,000)	186

See "Census of Agriculture, Volume 1, Geographic Area Series" for complete footnotes, explanations, definitions, and methodology.
(D) Cannot be disclosed. (Z) Less than half of the unit shown.

2007 CENSUS OF AGRICULTURE

Rawlins County – Kansas

Farms with Spanish, Hispanic, or Latino Operators Compared with All Farms



Data are not available at this geographic level for farms with Spanish, Hispanic, or Latino operators.



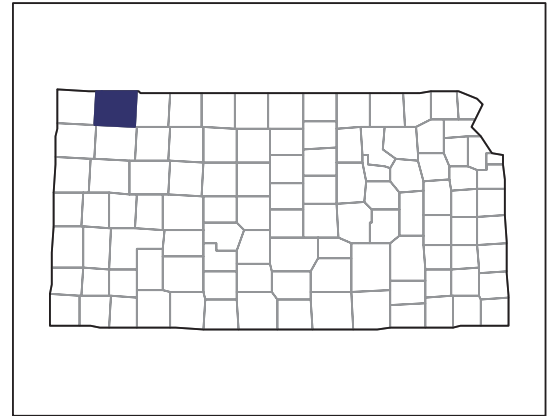
United States Department of Agriculture
National Agricultural Statistics Service

www.agcensus.usda.gov

2007 CENSUS OF AGRICULTURE

Rawlins County – Kansas

Farms with American Indian or Alaska Native Operators Compared with All Farms



Data are not available at this geographic level for farms with American Indian or Alaska Native operators.



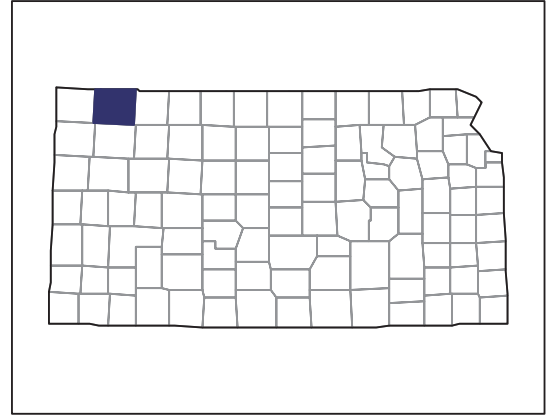
United States Department of Agriculture
National Agricultural Statistics Service

www.agcensus.usda.gov

2007 CENSUS OF AGRICULTURE

Rawlins County – Kansas

Farms with Asian Operators Compared with All Farms



Data are not available at this geographic level for farms with Asian operators.



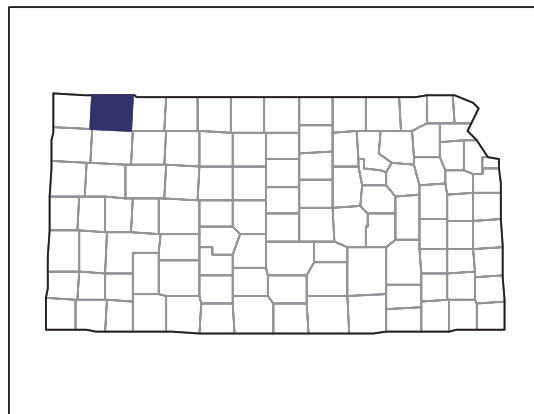
United States Department of Agriculture
National Agricultural Statistics Service

www.agcensus.usda.gov

2007 CENSUS OF AGRICULTURE

Rawlins County – Kansas

Farms with Black or African American Operators Compared with All Farms



Data are not available at this geographic level for farms with Black or African American operators.



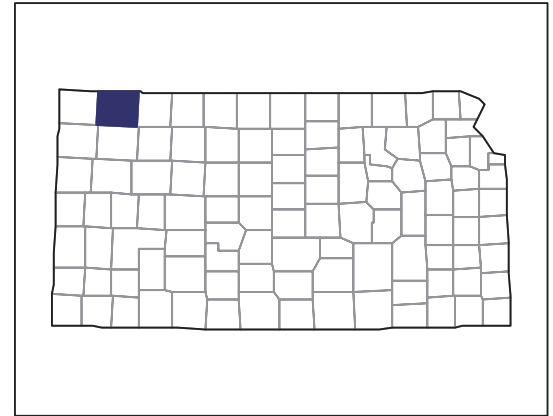
United States Department of Agriculture
National Agricultural Statistics Service

www.agcensus.usda.gov

2007 CENSUS OF AGRICULTURE

Rawlins County – Kansas

Farms with Native Hawaiian or Other Pacific Islander Operators Compared with All Farms



Data are not available at this geographic level for farms with Native Hawaiian or Other Pacific Islander operators.



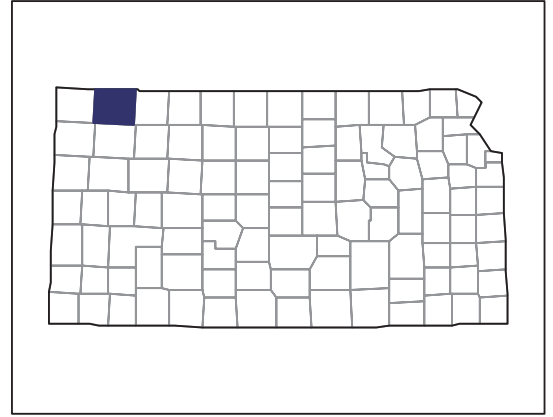
United States Department of Agriculture
National Agricultural Statistics Service

www.agcensus.usda.gov

2007 CENSUS *OF* AGRICULTURE

Rawlins County – Kansas

Farms with White Operators Compared with All Farms



Data are not available at this geographic level for farms with White operators.



United States Department of Agriculture
National Agricultural Statistics Service

www.agcensus.usda.gov

